



GUJCOT TRADE ASSOCIATION

MONTHLY PRESSING REPORT Apr-2024

Dear All Cotton Friends,

Gujcot has collected pressing figures from all ginners and compiled data to serve whole trade. In this mission we get valuable support from many of our trade personalities. We Gujcot team is very thankful to all helping hands, who worked directly or indirectly, with their valuable support, we are able to put real time pressing figures. We thank all Gujarat Ginners for their cooperating with Gujcot team to share their pressing figures. We hope the whole Textile value Chain will be benefitted by these data and will help us in future to achieve our goal to serve our cotton trade.

Report Sponsors:

Click on Sponsor's Logo to visit Sponsor's Website



FIOTEX™  **FIOTEX COTSPIN PVT. LTD.**

LDC  **Louis Dreyfus Company India Pvt. Ltd.**



GUJCOT TRADE ASSOCIATION

MONTHLY PRESSING REPORT Apr-2024

Summary

Gujarat Pressing as on 30th April 2024

- **Cumulative Pressing in 170 Kg Bales**

Total Pressing 74,49,095 Bales.

Shankar 6 72,22,143 Bales

V-797 2,26,952 Bales

- **Cumulative Pressing in Running Bales**

Total Pressing 78,16,952 Bales.

Shankar 75,78,792 Bales

V-797 2,38,160 Bales

- **Monthly Pressing in 170 kg Bales**

Total Pressing 6,46,775 Bales

Shankar-6 5,70,817 Bales

V-797 75,958 Bales

Average pressing per day 21,559 Bales

- **Monthly Pressing in Running Bales**

Total Pressing 6,78,715 Bales

Shankar-6 5,99,006 Bales

V-797 79,709 Bales.

Average pressing per day 22,624 Bales

- **Active Ginning Factories during the month**

Saurashtra 268

North Gujarat 101

Main Line 15

Kutch 9



GUJCOT TRADE ASSOCIATION

MONTHLY PRESSING REPORT Apr-2024

Gujcot Trade Association

Gujarat Pressing Summary 30-Apr-2024

2023-24	CUMULATIVE PRESSING (IN 170 Kgs)					
	Apr-23	Mar-24	Apr-24	M/M Change (In Bales)	Y/Y Change (In Bales)	Y/Y Change (In %)
Shankar 6						
Saurashtra	39,41,559	42,46,487	46,62,029	4,15,542	7,20,470	18.28%
North Gujarat	16,62,705	17,20,246	18,18,387	98,142	1,55,682	9.36%
Main Line	4,53,981	4,91,718	5,25,071	33,353	71,089	15.66%
Kutch	2,16,461	1,92,875	2,16,656	23,781	195	0.09%
Total	62,74,706	66,51,325	72,22,143	5,70,817	9,47,437	15.10%
V-797	2,09,242	1,50,994	2,26,952	75,958	17,710	8.46%
Total	64,83,948	68,02,320	74,49,095	6,46,775	9,65,147	14.89%
Remark : Daily Pressing Average 22,624 RB - 21,559 170 Kg Bales						

Pressing in Running Bales

Zone	As On 30-Apr-2024 (Cumulative)			During Apr 2024 (Monthly)		
	Shankar-6	V 797	Total	Shankar-6	V 797	Total
Saurashtra	48,92,253	4,600	48,96,853	4,36,063	600	4,36,663
North Gujarat	19,08,184	2,33,560	21,41,744	1,02,988	79,109	1,82,097
Main Line	5,51,000		5,51,000	35,000		35,000
Kutch	2,27,355		2,27,355	24,955		24,955
Total	75,78,792	2,38,160	78,16,952	5,99,006	79,709	6,78,715

Season	Till April Pressing					Final Pressing	Arrival Percentage	
	Saurashtra	North Gujarat	Main Line	Kutch	Total			
2018-19	46,06,465	27,70,317	5,10,262	3,02,329	81,89,373	90,49,293	90.50%	Final
2019-20	41,26,506	22,37,861	5,50,509	2,28,906	71,43,783	96,45,708	74.06%	Final
2020-21	52,87,423	25,94,695	4,91,244	2,25,905	85,99,267	90,02,326	95.52%	Final
2021-22	45,78,702	17,52,704	4,67,179	1,96,909	69,95,494	74,29,257	94.16%	Final
2022-23	39,45,276	18,68,231	4,53,981	2,16,461	64,83,948	92,61,522	70.01%	Final
2023-24	46,66,413	20,40,956	5,25,071	2,16,656	74,49,095	85,00,000	87.64%	Est.

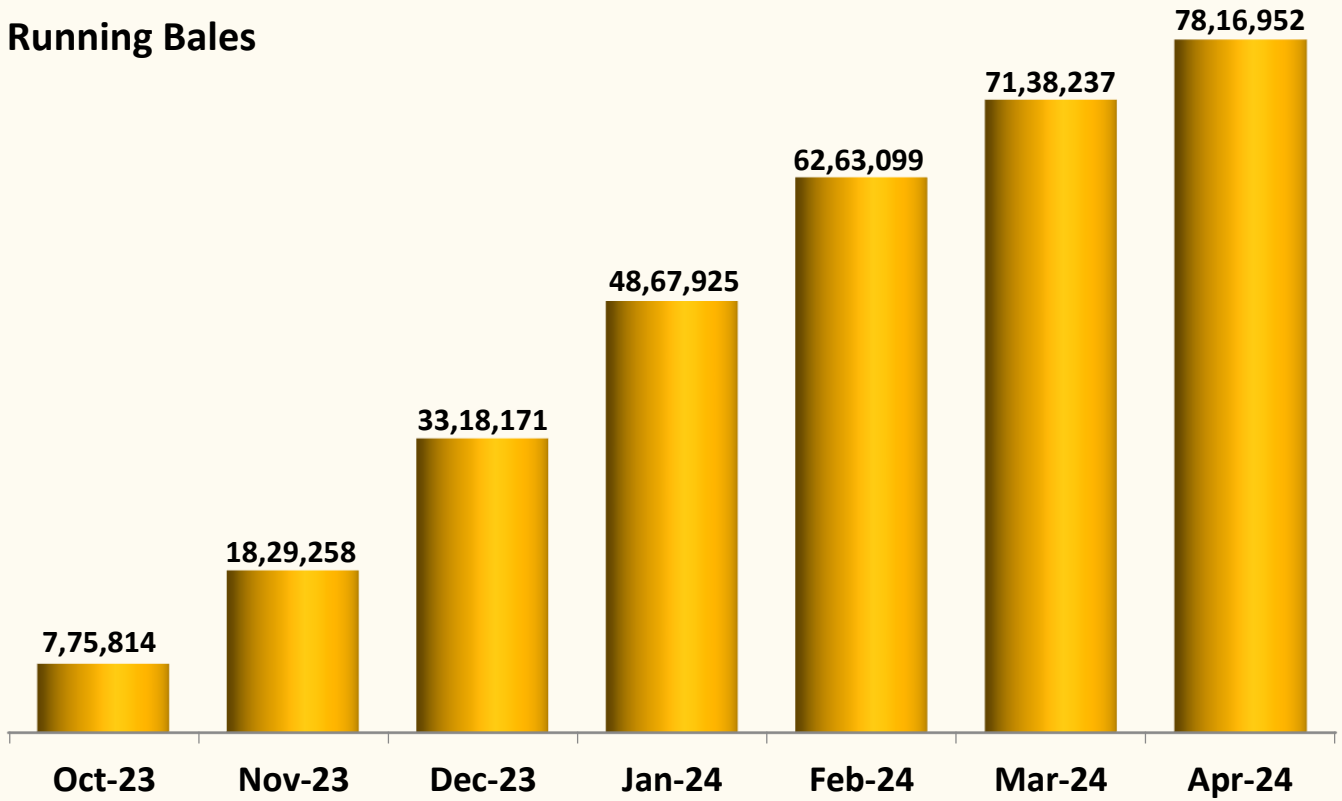


GUJCOT TRADE ASSOCIATION

MONTHLY PRESSING REPORT Apr-2024

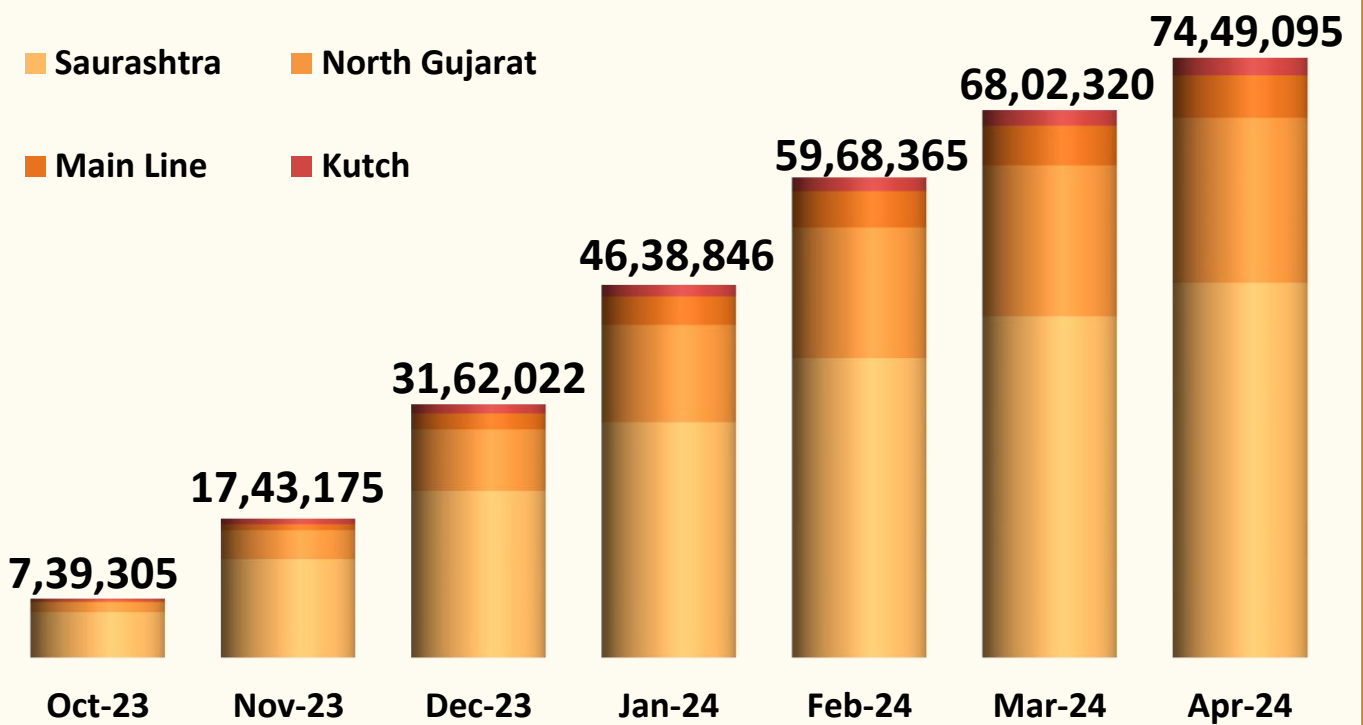
Gujarat Cumulative Cotton Pressing

Running Bales



Gujarat Cumulative Pressing

In 170 Kg Bales



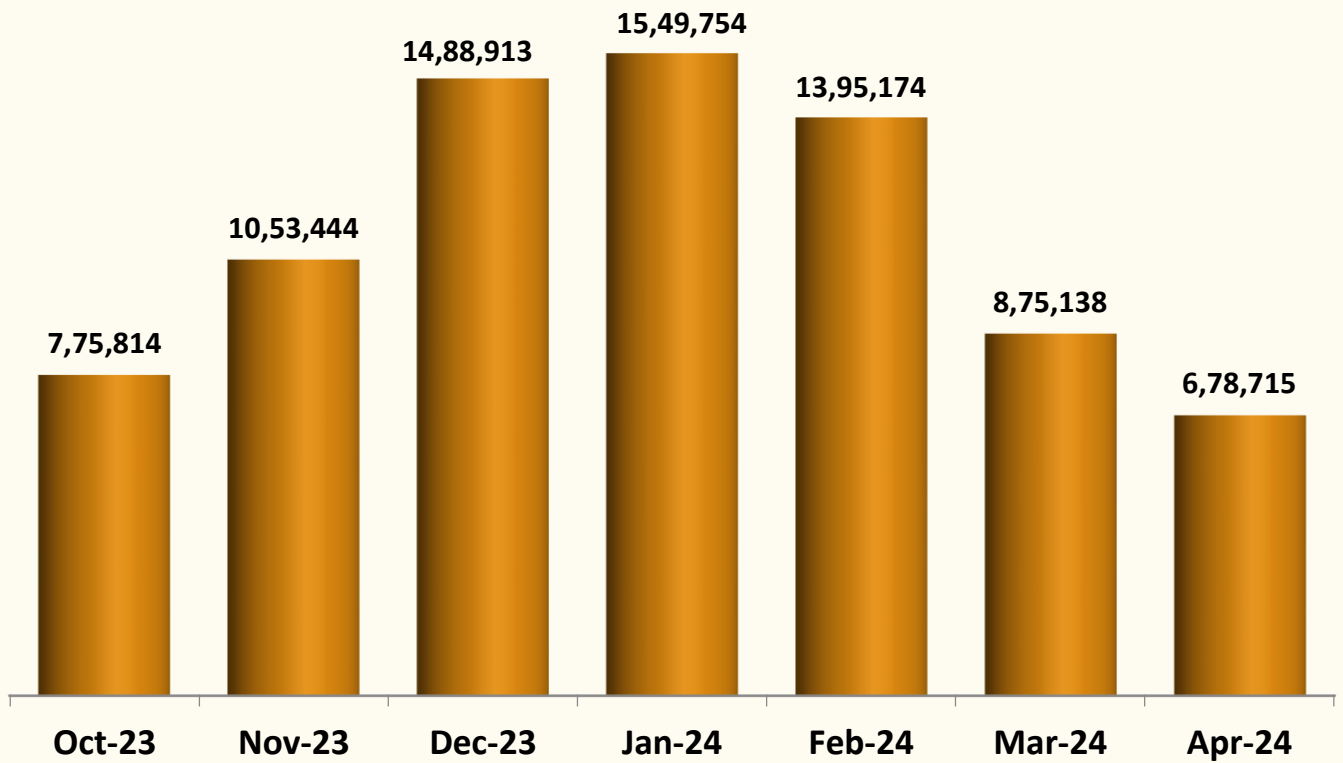
FIOTEX™ FIOTEX COTSPIN PVT. LTD.



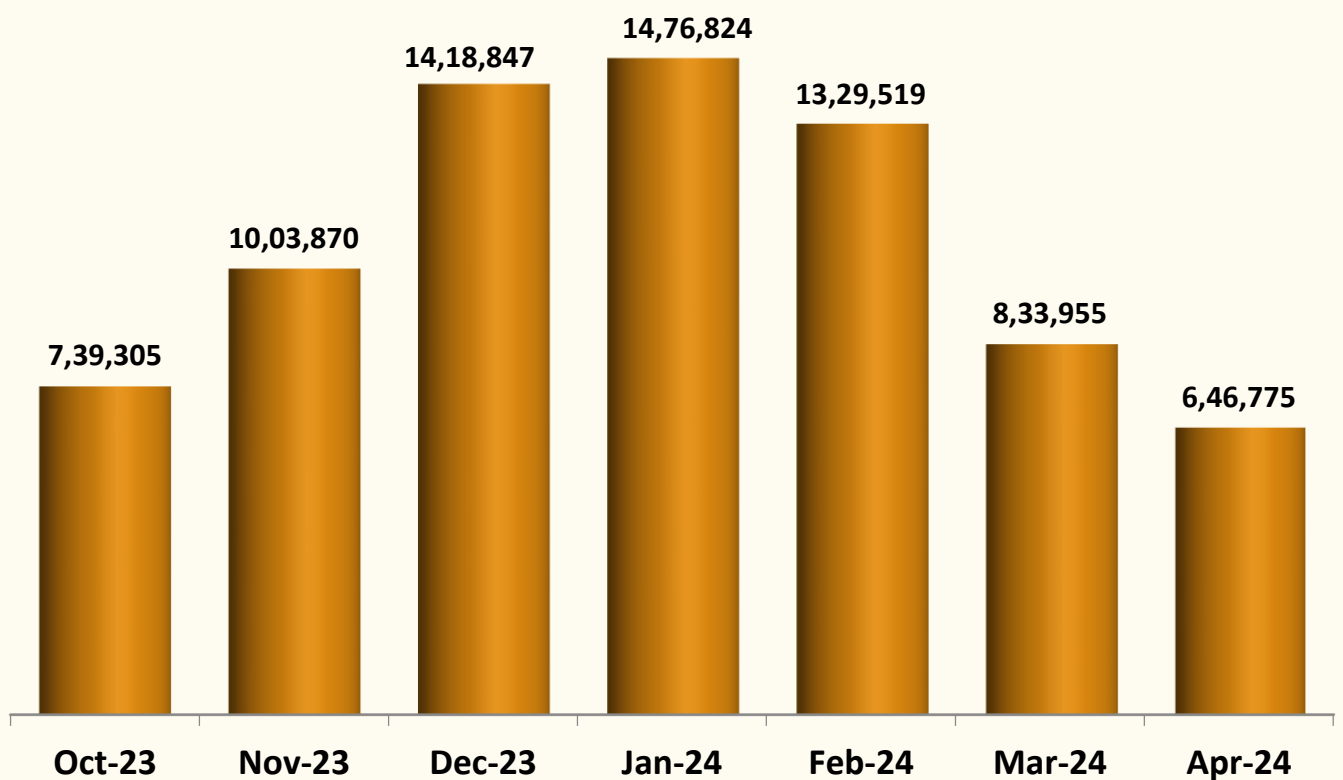
GUJCOT TRADE ASSOCIATION

MONTHLY PRESSING REPORT Apr-2024

Gujarat Monthly Cotton Pressing Running Bales



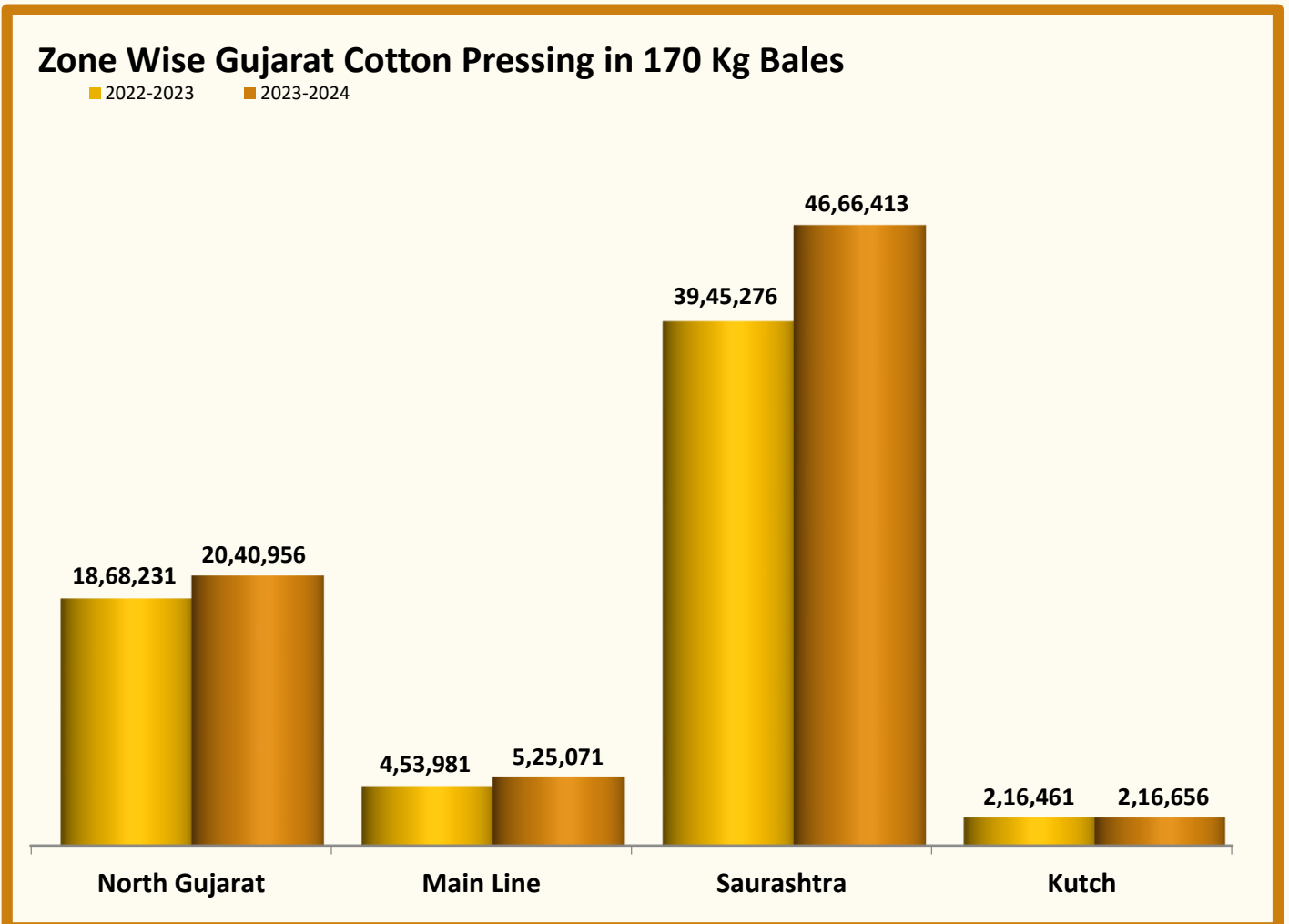
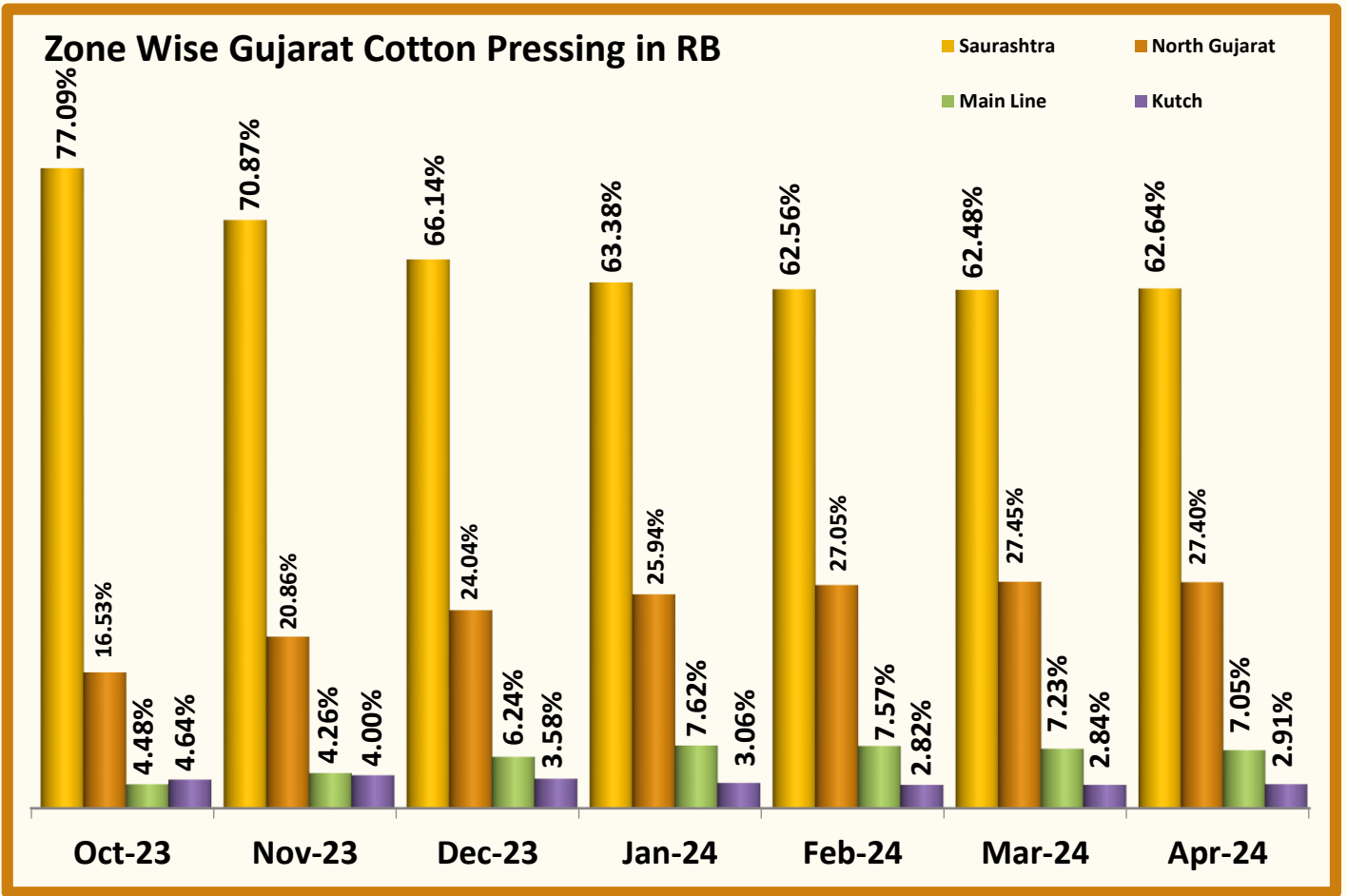
Gujarat Monthly Cotton Pressing 170 Kg Bales





GUJCOT TRADE ASSOCIATION

MONTHLY PRESSING REPORT Apr-2024





GUJCOT TRADE ASSOCIATION

MONTHLY PRESSING REPORT Apr-2024

Saurashtra

Station	Apr-23	Mar-24	Apr-24	MoM Change	YoY Change	Fact. In Operation	
						Monthly	Seasonal
Amreli	2,26,150	1,87,078	2,08,400	21,322	-17,750	14	20
Babra	1,88,215	1,85,045	2,06,650	21,605	18,435	16	24
Botad	5,16,750	5,47,700	6,16,950	69,250	1,00,200	50	52
Chotila	94,718	1,12,708	1,17,152	4,444	22,434	2	5
Chuda	37,800	23,500	28,400	4,900	-9,400	3	3
Damnagar	6,300	5,000	5,000		-1,300		1
Dhasa	3,21,900	2,93,500	3,16,700	23,200	-5,200	21	39
Dhoraji-Upleta	48,900	91,060	1,02,745	11,685	53,845	6	7
Dhrangadhra-Halvad	2,70,700	2,99,530	3,14,230	14,700	43,530	6	14
Gariyadhar	37,000	46,500	49,000	2,500	12,000	4	5
Gondal	1,19,400	1,48,100	1,64,300	16,200	44,900	6	12
Jamkandorna	14,000	6,000	6,000		-8,000		1
Jamnagar-Falla	4,33,600	4,48,119	5,05,700	57,581	72,100	22	27
Jasdan	1,72,600	1,75,691	1,98,126	22,435	25,526	12	14
Jetpur	89,000	70,000	76,000	6,000	-13,000	3	3
Kuvadava	34,500	32,500	32,500		-2,000		2
Lakhtar	13,500	9,700	9,700		-3,800		1
Limbdi	51,400	42,200	46,300	4,100	-5,100	4	5
Mahuva	90,975	1,05,095	1,09,795	4,700	18,820	7	13
Manavadar	2,38,453	2,77,686	3,13,206	35,520	74,753	30	34
Morbi	1,60,600	1,42,400	1,58,400	16,000	-2,200	6	9
Palitana	8,900	12,800	14,500	1,700	5,600	2	2
Porbandar	3,000	9,000	9,000		6,000		2
Rajula	38,400	34,800	37,000	2,200	-1,400	2	4
Savarkundala	32,700	31,200	31,700	500	-1,000	1	4
Shapar	74,500	1,32,200	1,51,400	19,200	76,900	6	6
Surendranagar	1,46,700	1,31,500	1,38,200	6,700	-8,500	3	4
Talaja	76,450	91,400	96,800	5,400	20,350	7	13
Tankara-Neknam	2,72,000	3,82,700	4,17,700	35,000	1,45,700	16	24
Targhadi	1,21,000	1,13,300	1,21,700	8,400	700	6	9
Tramba-Sardhar	28,200	23,300	27,100	3,800	-1,100	1	1
Una	51,300	49,600	52,700	3,100	1,400	4	6
Wankaner	1,20,493	1,99,278	2,13,799	14,521	93,306	8	13
TOTAL	41,40,104	44,60,190	48,96,853	4,36,663	7,56,749	268	379



GUJCOT TRADE ASSOCIATION

MONTHLY PRESSING REPORT Apr-2024

North Gujarat

Station	Apr-23	Mar-24	Apr-24	MoM Change	YoY Change	Fact. In Operation	
						Monthly	Seasonal
Visnagar	87,000	97,000	1,10,300	13,300	23,300	4	7
Vijapur-Mansa	3,05,550	3,19,042	3,34,250	15,208	28,700	9	31
Harij	2,35,648	2,12,699	2,45,898	33,199	10,250	19	20
Radhanpur	34,432	33,950	35,550	1,600	1,118	1	6
Idar-Sabarkantha	18,920	27,100	28,800	1,700	9,880	2	7
Idar-Raiya							
Himmatnagar	51,375	23,300	23,500	200	-27,875	1	4
Vadali-Sadatpura	22,500	32,700	33,600	900	11,100	1	5
Khedbrahma	2,550	7,450	7,450		4,900		6
Kapadwanj	47,060	35,500	35,500		-11,560		3
Viramgam	81,550	49,523	68,043	18,520	-13,507	9	9
Kadi	9,40,847	10,09,523	10,73,743	64,220	1,32,896	36	65
Mandal-Bahucharaji	56,900	37,950	65,300		8,400	5	5
Bavla	13,150	7,000	7,000		-6,150		1
Dholka	11,600	11,500	12,900	1,400	1,300	3	4
Dhandhuka	47,236	48,210	51,910	3,700	4,674	9	13
Talod	4,171	7,200	8,000	800	3,829	2	2
TOTAL	19,60,489	19,59,647	21,41,744	1,82,097	1,81,255	101	188

LDC Louis Dreyfus Company Louis Dreyfus Company India Pvt. Ltd.



GUJCOT TRADE ASSOCIATION

MONTHLY PRESSING REPORT Apr-2024

Main Line							
Station	Apr-23	Mar-24	Apr-24	MoM Change	YoY Change	Fact. In Operation	
						Monthly	Seasonal
Karjan	1,07,800	88,000	91,500	3,500	-16,300	1	3
Dabhoi		1,200	1,200		1,200		1
Golagamdi							
Handod	63,300	75,300	80,300	5,000	17,000	2	5
Bodeli	79,500	1,02,500	1,14,200	11,700	34,700	5	8
Kosindra	20,500	26,100	26,800	700	6,300	1	2
Pavijetpur	32,000	37,500	40,300	2,800	8,300	2	2
Kaledia	1,14,400	1,11,300	1,22,600	11,300	8,200	4	5
Palej	16,200	25,000	25,000		8,800		2
Bharuch	3,200	2,500	2,500		-700		1
Mandala	25,500	25,000	25,000		-500		1
Nizar	14,000	18,500	18,500		4,500		1
Hansot							
Badalpur							
Sinor							
Olpad							
Valiya		2,500	2,500		2,500		1
Samlaya		600	600		600		1
TOTAL	4,76,400	5,16,000	5,51,000	35,000	74,600	15	33

Kutch							
Station	Apr-23	Mar-24	Apr-24	MoM Change	YoY Change	Fact. In Operation	
						Monthly	Monthly
Abdasa	19,500	24,000	25,812	1,812	6,312	1	1
Anjar	1,59,650	1,33,400	1,49,243	15,843	-10,407	6	6
Bhuj	18,600	15,200	17,400	2,200	-1,200	1	1
Mandvi	29,400	29,800	34,900	5,100	5,500	1	1
Nakhatrana							
Rapar							
TOTAL	2,27,150	2,02,400	2,27,355	24,955	205	9	9





GUJCOT TRADE ASSOCIATION

MONTHLY PRESSING REPORT Apr-2024

Again Team Gujcot thanks our direct and indirect helpers.

For Data Collection

We are thankful to

Shri Manishbhai - Anjar

Shri Mukeshbhai Purohit

Nileshbhai - Manager SGA

Premjibhai - Manavadar

Kalpeshbhai - Manager

Gujcot Trade Association

For Data Verification

We are thankful to

Shri Jatinbhai - Vijapur

Shri Sujalbhai

Shri Pravinbhai

Shri Jagdishbhai Soni

Shri Chetanbhai Shree Gita Group - Morbi

Shri Kishorbhai - Talaja

Shri Jaytibhai -Botad

Once again thanks to whole Gujarat Cotton value chain for their co-operation.

For, Gujcot Trade Association

Akash Shah

[President]

For, Gujcot Trade Association

Ajay Shah

[Secretary]

Report Sponsors:

[Click on Sponsor's Logo to visit Sponsor's Website](#)



FIOTEX™  FIOTEX COTSPIN PVT. LTD.

LDC  Louis Dreyfus Company India Pvt. Ltd.