



# GUJCOT TRADE ASSOCIATION

MONTHLY PRESSING REPORT Mar-2025

**Dear All Cotton Friends,**

Gujcot has collected pressing figures from all ginners and compiled data to serve whole trade. In this mission we get valuable support from many of our trade personalities. We Gujcot team is very thankful to all helping hands, who worked directly or indirectly, with their valuable support, we are able to put real time pressing figures. We thank all Gujarat Ginners for their cooperating with Gujcot team to share their pressing figures. We hope the whole Textile value Chain will be benefitted by these data and will help us in future to achieve our goal to serve our cotton trade.

**Report Sponsors:**

Click on Sponsor's Logo to visit Sponsor's Website



**Radheshyam**  
SPINNING MILL PVT. LTD.



**ANSH EXPORTS AXITA COTTON**





# GUJCOT TRADE ASSOCIATION

MONTHLY PRESSING REPORT Mar-2025

## Summary

### Gujarat Pressing as on 31st Mar 2025

- **Cumulative Pressing in 170 Kg Bales**

Total Pressing 57,79,504 Bales.

Shankar 6 57,04,794 Bales

V-797 74,711 Bales

- **Cumulative Pressing in Running Bales**

Total Pressing 60,64,912 Bales.

Shankar 59,86,512 Bales

V-797 78,400 Bales

- **Monthly Pressing in 170 kg Bales**

Total Pressing 10,13,179 Bales

Shankar-6 9,41,995 Bales

V-797 71,185 Bales

Average pressing per day 32,683 Bales

- **Monthly Pressing in Running Bales**

Total Pressing 10,63,213 Bales

Shankar-6 9,88,513 Bales

V-797 74,700 Bales.

Average pressing per day 34,297 Bales

- **Active Ginning Factories during the month 482**

Saurashtra 312

North Gujarat 133

Main Line 28

Kutch 9



# GUJCOT TRADE ASSOCIATION

MONTHLY PRESSING REPORT Mar-2025

Gujcot Trade Association						
Gujarat Pressing Summary 31-Mar-2025						
2024-25	CUMULATIVE PRESSING (IN 170 Kgs)					
	Mar-24	Feb-25	Mar-25	M/M Change (In Bales)	Y/Y Change (In Bales)	Y/Y Change (In %)
Shankar 6						
Saurashtra	42,46,487	28,74,495	35,32,802	6,58,307	-7,13,685	-16.81%
North Gujarat	17,20,246	12,58,736	14,30,324	1,71,588	-2,89,922	-16.85%
Main Line	4,91,718	4,67,418	5,48,894	81,476	57,176	11.63%
Kutch	1,92,875	1,62,151	1,92,774	30,624	-101	-0.05%
<b>Total</b>	<b>66,51,325</b>	<b>47,62,799</b>	<b>57,04,794</b>	<b>9,41,995</b>	<b>-9,46,532</b>	<b>-14.23%</b>
V-797	1,50,994	3,526	74,711	71,185	-76,284	-50.52%
<b>Total</b>	<b>68,02,320</b>	<b>47,66,325</b>	<b>57,79,504</b>	<b>10,13,179</b>	<b>-10,22,816</b>	<b>-15.04%</b>
Remark : Daily Pressing Average 34,297 RB - 32,683 170 Kg Bales						

Pressing in Running Bales						
Zone	As On 31-Mar-2025 (Cumulative)			During Mar 2025 (Monthly)		
	Shankar-6	V 797	Total	Shankar-6	V 797	Total
Saurashtra	37,07,261	6,100	37,13,361	6,90,816	6,000	6,96,816
North Gujarat	15,00,957	72,300	15,73,257	1,80,061	68,700	2,48,761
Main Line	5,76,000		5,76,000	85,500		85,500
Kutch	2,02,294		2,02,294	32,136		32,136
<b>Total</b>	<b>59,86,512</b>	<b>78,400</b>	<b>60,64,912</b>	<b>9,88,513</b>	<b>74,700</b>	<b>10,63,213</b>

Season	Till March Pressing in 170 Kgs					Final Pressing	Arrival Percentage	
	Saurashtra	North Gujarat	Main Line	Kutch	Total			
2018-19	41,31,132	24,59,017	4,79,530	2,72,607	73,42,286	90,49,293	81.14%	Final
2019-20	40,06,592	21,64,104	5,27,076	2,23,212	69,20,983	96,45,708	71.75%	Final
2020-21	49,64,544	24,85,108	4,74,091	2,11,920	81,35,663	90,02,326	90.37%	Final
2021-22	42,06,878	16,02,396	4,41,831	1,75,961	64,27,066	74,29,257	86.51%	Final
2022-23	33,66,409	15,63,566	4,00,807	1,87,672	55,18,454	92,61,522	59.58%	Final
2023-24	42,50,299	18,67,428	4,91,718	1,92,875	68,02,320	90,27,691	75.35%	Final
2024-25	35,38,615	14,99,221	5,48,894	1,92,774	57,79,504	75,00,000	77.06%	Est.

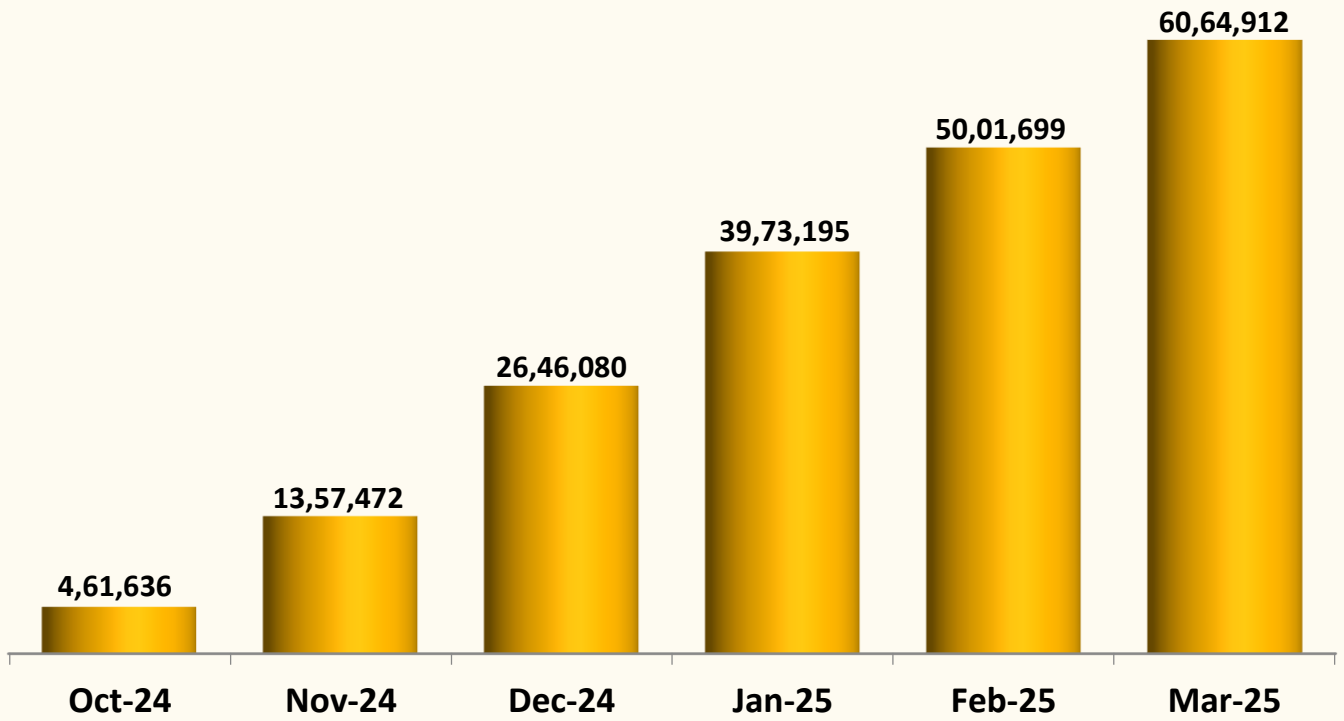


# GUJCOT TRADE ASSOCIATION

MONTHLY PRESSING REPORT Mar-2025

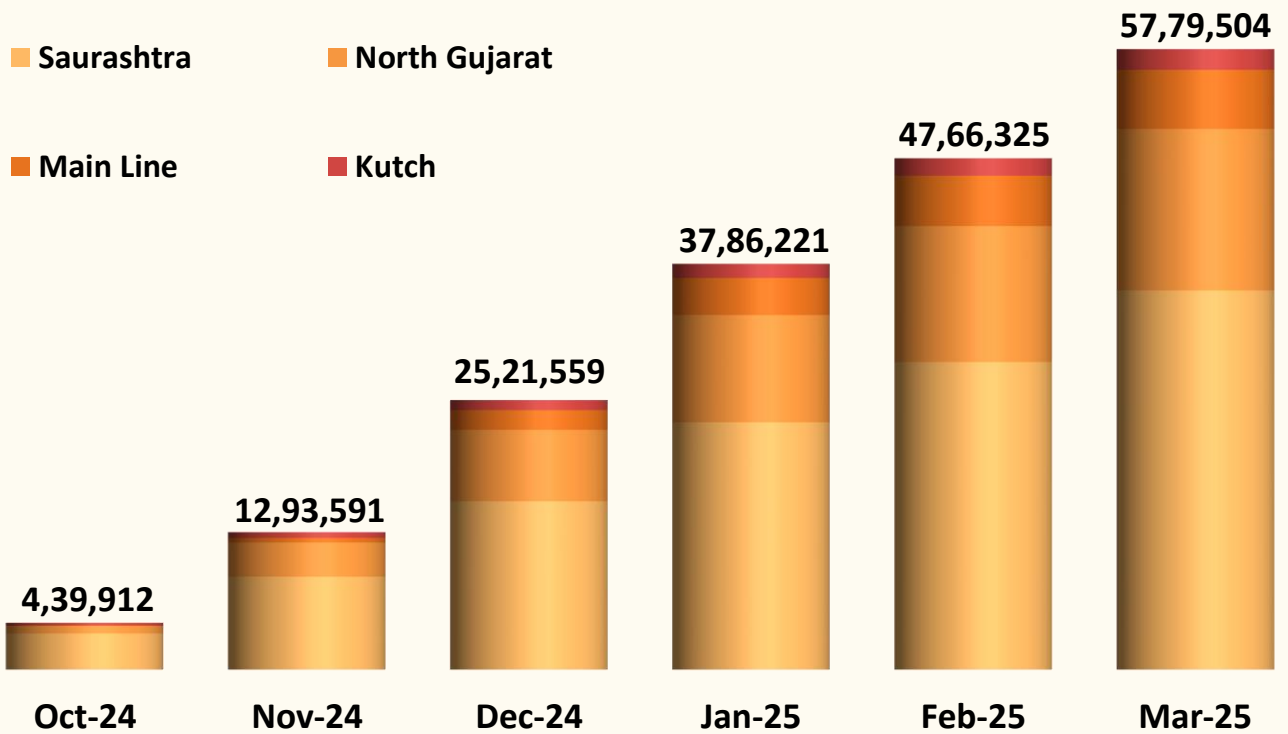
## Gujarat Cumulative Cotton Pressing

### Running Bales



## Gujarat Cumulative Pressing

### In 170 Kg Bales



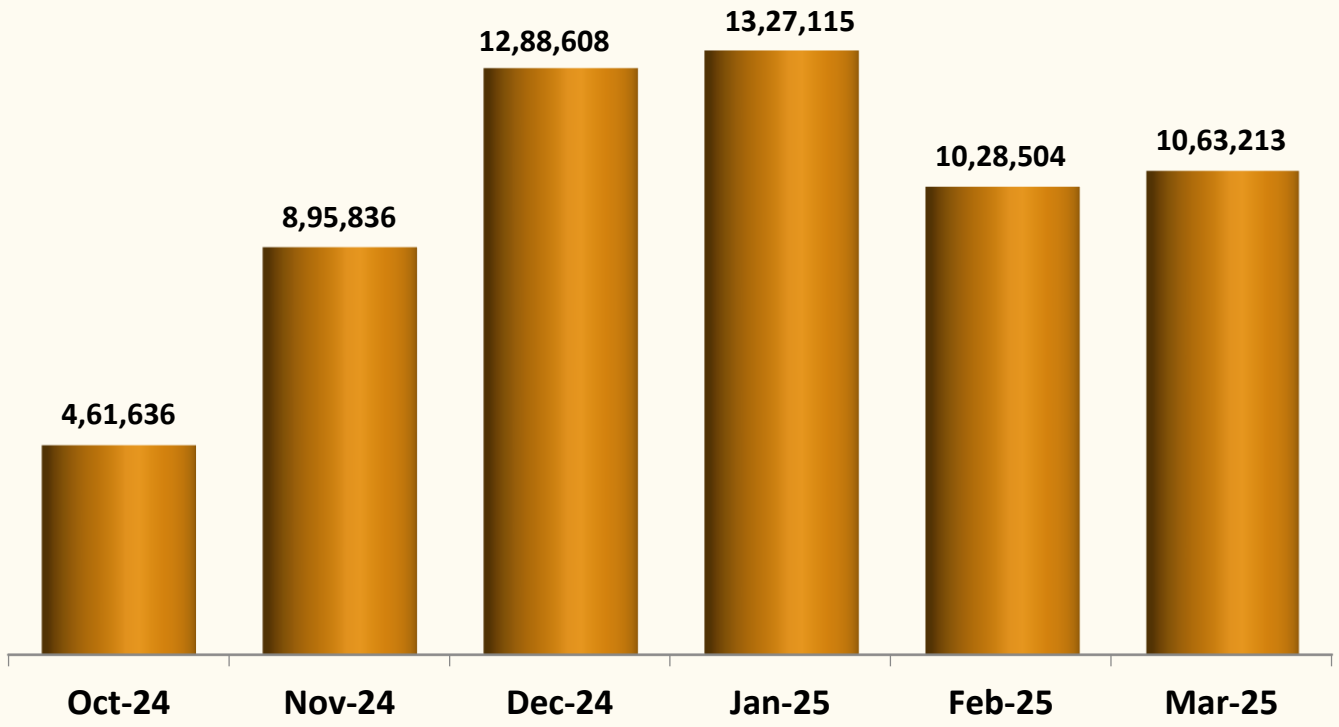
**Radheshyam**  
SPINNING MILL PVT. LTD.



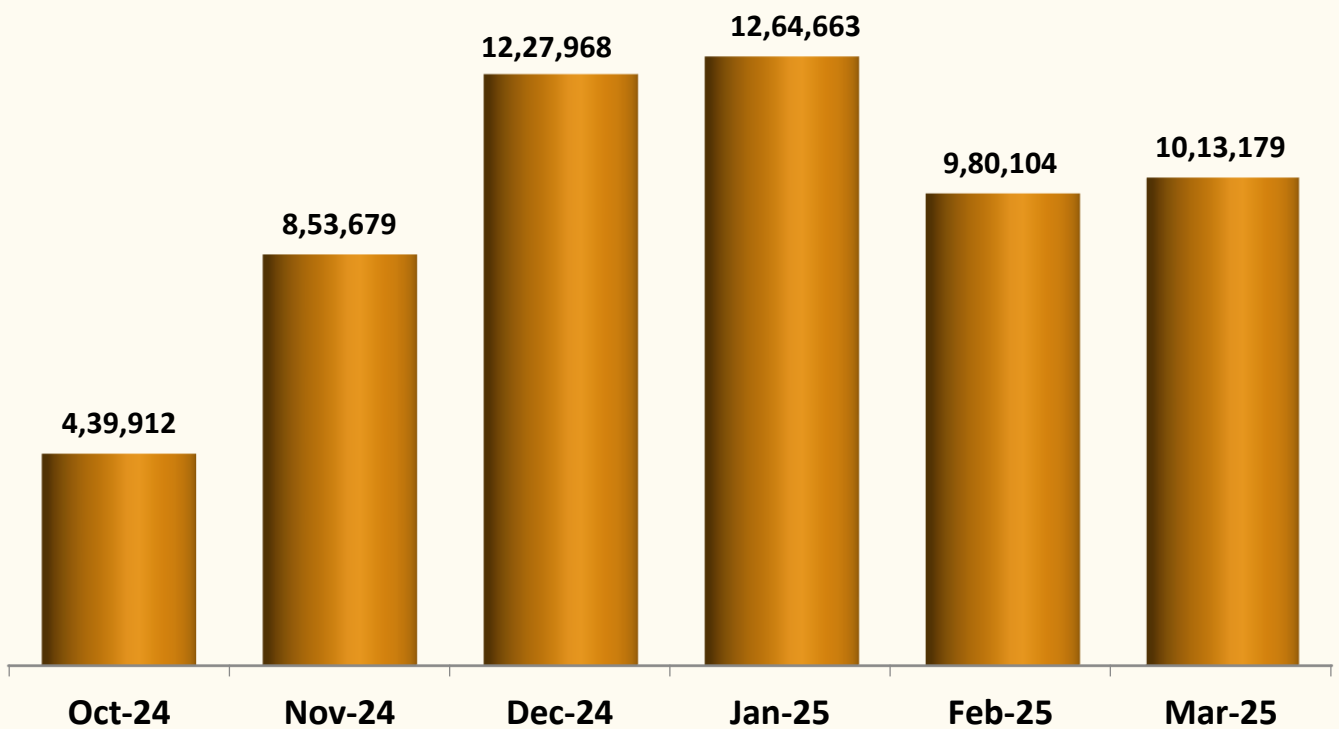
# GUJCOT TRADE ASSOCIATION

MONTHLY PRESSING REPORT Mar-2025

## Gujarat Monthly Cotton Pressing Running Bales



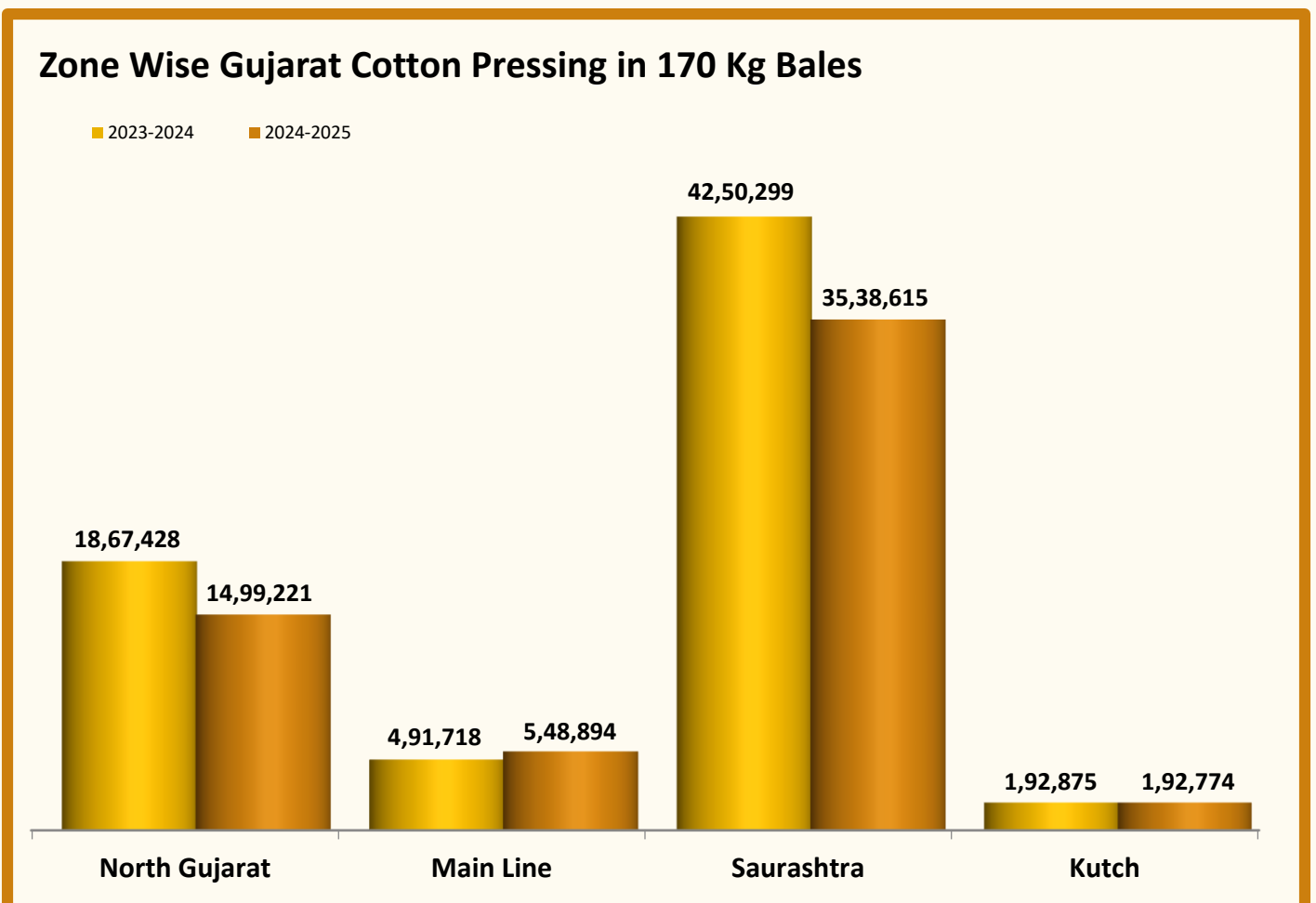
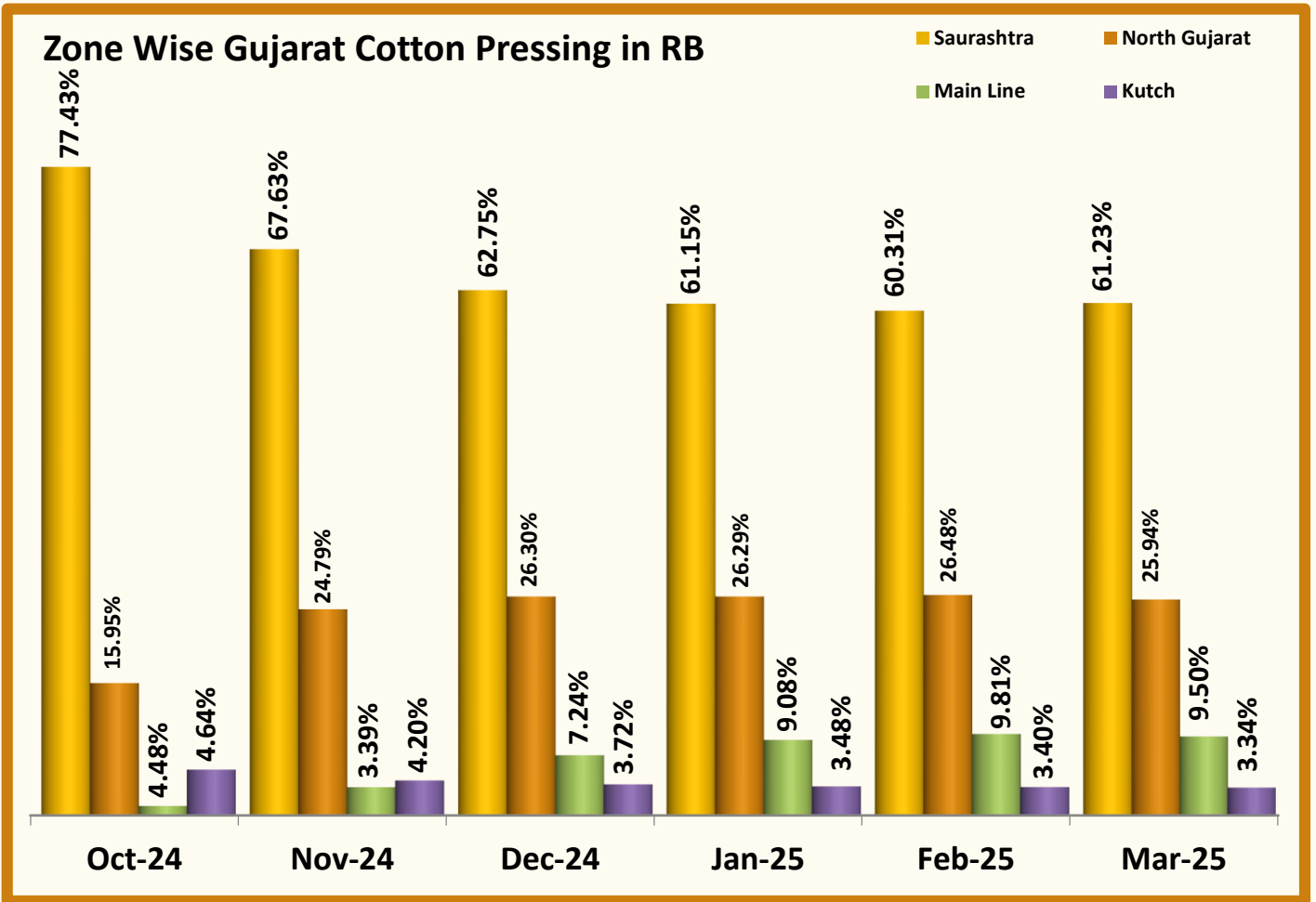
## Gujarat Monthly Cotton Pressing 170 Kg Bales





# GUJCOT TRADE ASSOCIATION

MONTHLY PRESSING REPORT Mar-2025





# GUJCOT TRADE ASSOCIATION

MONTHLY PRESSING REPORT Mar-2025

## Saurashtra

Station	Mar-24	Feb-25	Mar-25	MoM Change	YoY Change	Fact. In Operation	
						Monthly	Seasonal
Amreli	1,87,078	1,15,300	1,42,500	27,200	-44,578	16	19
Babra	1,85,045	1,28,210	1,58,010	29,800	-27,035	17	22
Botad	5,47,700	3,73,440	4,60,900	87,460	-86,800	45	56
Chotila	1,12,708	82,691	99,577	16,886	-13,131	3	4
Chuda	23,500	10,900	12,400	1,500	-11,100	2	3
Damnagar	5,000	2,500	2,800	300	-2,200	1	1
Dhasa	2,93,500	2,59,260	3,27,460	68,200	33,960	29	44
Dhoraji-Upleta	91,060	41,787	55,558	13,771	-35,502	6	8
Dhrangadhra-Halvad	2,99,530	2,20,300	2,55,400	35,100	-44,130	10	13
Gariyadhar	46,500	33,500	44,000	10,500	-2,500	5	5
Gondal	1,48,100	59,600	75,000	15,400	-73,100	8	8
Jamkandorna	6,000				-6,000		
Jamnagar-Falla	4,48,119	2,43,400	2,98,040	54,640	-1,50,079	19	22
Jasdan	1,75,691	1,29,849	1,62,567	32,718	-13,124	13	15
Jetpur	70,000	44,000	56,000	12,000	-14,000	3	3
Kuvadava	32,500	22,000	26,500	4,500	-6,000	2	2
Lakhtar	9,700	9,400	11,490	2,090	1,790	2	2
Limbdi	42,200	40,600	50,000	9,400	7,800	4	4
Mahuva	1,05,095	92,450	1,14,650	22,200	9,555	12	13
Manavadar	2,77,686	1,40,510	2,00,085	59,575	-77,601	32	33
Morbi	1,42,400	1,48,740	1,76,167	27,427	33,767	10	11
Palitana	12,800	14,300	17,000	2,700	4,200	3	3
Porbandar	9,000	1,200	1,500	300	-7,500	1	2
Rajula	34,800	31,000	37,600	6,600	2,800	3	4
Savarkundala	31,200	36,400	50,700	14,300	19,500	5	5
Shapar	1,32,200	66,300	79,100	12,800	-53,100	6	6
Surendranagar	1,31,500	92,400	1,04,500	12,100	-27,000	4	6
Talaja	91,400	83,400	1,00,300	16,900	8,900	9	14
Tankara-Neknam	3,82,700	2,39,400	2,88,900	49,500	-93,800	18	23
Targhadi	1,13,300	92,700	1,12,400	19,700	-900	8	10
Tramba-Sardhar	23,300	13,300	17,800	4,500	-5,500	1	1
Una	49,600	36,300	45,200	8,900	-4,400	4	6
Wankaner	1,99,278	1,11,408	1,29,257	17,849	-70,021	11	15
<b>TOTAL</b>	<b>44,60,190</b>	<b>30,16,545</b>	<b>37,13,361</b>	<b>6,96,816</b>	<b>-7,46,829</b>	<b>312</b>	<b>383</b>



# GUJCOT TRADE ASSOCIATION

MONTHLY PRESSING REPORT

Mar-2025

## North Gujarat

Station	Mar-24	Feb-25	Mar-25	MoM Change	YoY Change	Fact. In Operation	
						Monthly	Seasonal
Visnagar	97,000	92,700	1,05,500	12,800	8,500	6	8
Vijapur-Mansa	3,19,042	2,58,300	2,95,085	36,785	-23,957	22	31
Harij	2,12,699	1,10,973	1,42,003	31,030	-70,696	19	20
Radhanpur	33,950	30,905	32,105	1,200	-1,845	2	5
Idar-Sabarkantha	27,100	13,850	15,850	2,000	-11,250	1	5
Idar-Raiya							
Himmatnagar	23,300	18,000	18,900	900	-4,400	1	2
Vadali-Sadatpura	32,700	32,180	34,180	2,000	1,480	1	5
Khedbrahma	7,450	8,710	8,710		1,260		6
Kapadwanj	35,500	42,600	46,500	3,900	11,000	3	3
Viramgam	49,523	15,300	37,000	21,700	-12,523	9	9
Kadi	10,09,523	6,43,037	7,53,193	1,10,156	-2,56,330	52	56
Mandal-Bahucharaji	37,950	3,200	21,100		-16,850	6	6
Bavla	7,000	7,600	10,200	2,600	3,200	1	1
Dholka	11,500	5,200	5,400	200	-6,100	1	2
Dhandhuka	48,210	38,941	44,531	5,590	-3,679	9	9
Talod	7,200	3,000	3,000		-4,200		1
<b>TOTAL</b>	<b>19,59,647</b>	<b>13,24,496</b>	<b>15,73,257</b>	<b>2,48,761</b>	<b>-3,86,390</b>	<b>133</b>	<b>169</b>



**ANSH EXPORTS**





# GUJCOT TRADE ASSOCIATION

MONTHLY PRESSING REPORT Mar-2025

Main Line							
Station	Mar-24	Feb-25	Mar-25	MoM Change	YoY Change	Fact. In Operation	
						Monthly	Seasonal
Karjan	88,000	60,500	64,500	4,000	-23,500	3	3
Dabhoi	1,200	4,500	4,500		3,300		1
Golagamdi							
Handod	75,300	87,000	1,00,400	13,400	25,100	5	5
Bodeli	1,02,500	1,33,000	1,61,000	28,000	58,500	8	8
Kosindra	26,100	31,000	33,500	2,500	7,400	1	2
Pavijetpur	37,500	34,000	43,800	9,800	6,300	2	2
Kaledia	1,11,300	91,100	1,14,500	23,400	3,200	5	5
Palej	25,000	18,700	19,800	1,100	-5,200	1	2
Bharuch	2,500				-2,500		
Mandala	25,000	14,000	15,500	1,500	-9,500	1	1
Nizar	18,500	13,500	15,000	1,500	-3,500	1	1
Hansot							
Badalpur							
Sinor							
Olpad							
Valiya	2,500	3,200	3,500	300	1,000	1	1
Samlaya	600				-600		
<b>TOTAL</b>	<b>5,16,000</b>	<b>4,90,500</b>	<b>5,76,000</b>	<b>85,500</b>	<b>60,000</b>	<b>28</b>	<b>31</b>

Kutch							
Station	Mar-24	Feb-25	Mar-25	MoM Change	YoY Change	Fact. In Operation	
						Monthly	Seasonal
Abdasa	24,000	22,500	27,000	4,500	3,000	1	1
Anjar	1,33,400	1,05,053	1,26,329	21,276	-7,071	6	6
Bhuj	15,200	16,405	18,565	2,160	3,365	1	1
Mandvi	29,800	22,200	26,400	4,200	-3,400	1	1
Nakhatrana							
Rapar		4,000	4,000		4,000		1
<b>TOTAL</b>	<b>2,02,400</b>	<b>1,70,158</b>	<b>2,02,294</b>	<b>32,136</b>	<b>-106</b>	<b>9</b>	<b>10</b>



**AXITA COTTON**



# GUJCOT TRADE ASSOCIATION

MONTHLY PRESSING REPORT Mar-2025

Again Team Gujcot thanks our direct and indirect helpers.

## For Data Collection

We are thankful to

Shri Manishbhai - Anjar

Shri Mukeshbhai Purohit

Nileshbhai - Manager SGA

Premjibhai - Manavadar

Kalpeshbhai - Manager

Gujcot Trade Association

## For Data Verification

We are thankful to

Shri Jatinbhai - Vijapur

Shri Sujalbhai

Shri Jagdishbhai Soni

Shri Chetanbhai Shree Gita Group - Morbi

Shri Nileshbhai - Dhandhuka

Shri Jaytibhai -Botad

Once again thanks to whole Gujarat Cotton value chain for their co-operation.

**For, Gujcot Trade Association**

**Akash Shah**

[President]

**For, Gujcot Trade Association**

**Ajay Shah**

[Secretary]

**Report Sponsors:**

[Click on Sponsor's Logo to visit Sponsor's Website](#)



**Radheshyam**  
SPINNING MILL PVT. LTD.



**ANSH EXPORTS**



**AXITA COTTON**