



# GUJCOT TRADE ASSOCIATION

QUARTERLY RATE MOVEMENT Aug-2022

**Dear All Cotton Friends,**

In our mission to give Daily Spot Rate Team Gujcot is getting valuable support from Gujcot broker's panel. We appreciated their humble service to the trade. Gujcot Team is giving daily closing of Indian and foreign futures rates.

In this report we have provided Following Rates during the month.

- Daily Physical Spot Rate
- MCX Cotton Daily Closing Rate
- USD-INR Exchange Rate Closing
- Cotlook Index
- ICE Future Closing
- NCDEX Kapas Rate
- MCX Future Closing
- NCDEX and MCX converted into Rs. Candy Rate

We hope it will be useful to all the stake holders of Textile Value Chain.



# GUJCOT TRADE ASSOCIATION

## QUARTERLY RATE MOVEMENT Aug-2022

- Month of August remained volatile with mainly dominated by bulls. Market was stable till USDA WASDE report was published but after USDA reduced 3 million bales in US production in their August WASDE report, spectators jumped in buying and NY December rose to 119 cents intraday from 96 cents. Ultimately lead month December NY gained 1647 points during the month. Also, adverse weather condition in China and Pakistan played its role.
- Chinese futures remained almost stable to flat due to some economical slow down and sanction.
- Heavy flood in Pakistan will significantly affect Pakistan cotton crop.
- Indian new crop arrival started in Andhra, Karnataka. Now North India arrival also will pick up.
- Old crop Gujcot spot rate jumped following NY future to 100,000 Rs per candy in middle of the month but came down nearly Rs 95000 per candy due to lower demand at higher price.
- North India J-34 was offered at lower rate for future delivery clearly indicating inverted market.
- MNCs offering new crop at 1300 to 1500 points on to NY December future.
- India basis in august was higher up to 55 cents on Ny Dec while the lowest was 38 cents on Ny Dec.
- As soon as Indian arrival pick up physical cotton rate will be softened. As of now mills are running at hardly 50% of their installed capacity.
- All India cotton showing area reached near 124.540 lakh hectares.
- Gujarat cotton sowing area reached 25,45,100 hectares.
- Hope for the better crop in new season.



# GUJCOT TRADE ASSOCIATION

## QUARTERLY RATE MOVEMENT Aug-2022

### Gujarat Spot Rate Changes Aug-2022

Variety	Staple Length	Mic.	30-07-22	30-08-22	31-08-21	Change (M/M)		Change (Y/Y)	
						Rs./Candy	In Per.(%)	Rs./Candy	In Per.(%)
Shankar 6	29 MM	3.8	91,500	96,000	56,450	4,500	4.92%	39,550	70.06%
V-797	13 % Trash		56,250	60,250	34,500	4,000	7.11%	25,750	74.64%
MCX Spot Rate			43,140	46,170	26,930	3,030	7.02%	19,240	71.44%
USD-INR Exchange			79.25	79.45	73.00	0.20	0.25%	6.45	8.84%

### Monthly - Average Spot Rate Aug-2022

Variety	Staple Length	Mic.	Price Range		Average Of 26 Days
			Low	High	
Shankar 6	29	3.8	91,750	99,500	96,326
V-797	13% Trash		57,250	64,750	61,052
MCX Spot Rate			43,390	47,880	46,107
USD Exchange Rate			78.71	79.96	79.54



# GUJCOT TRADE ASSOCIATION

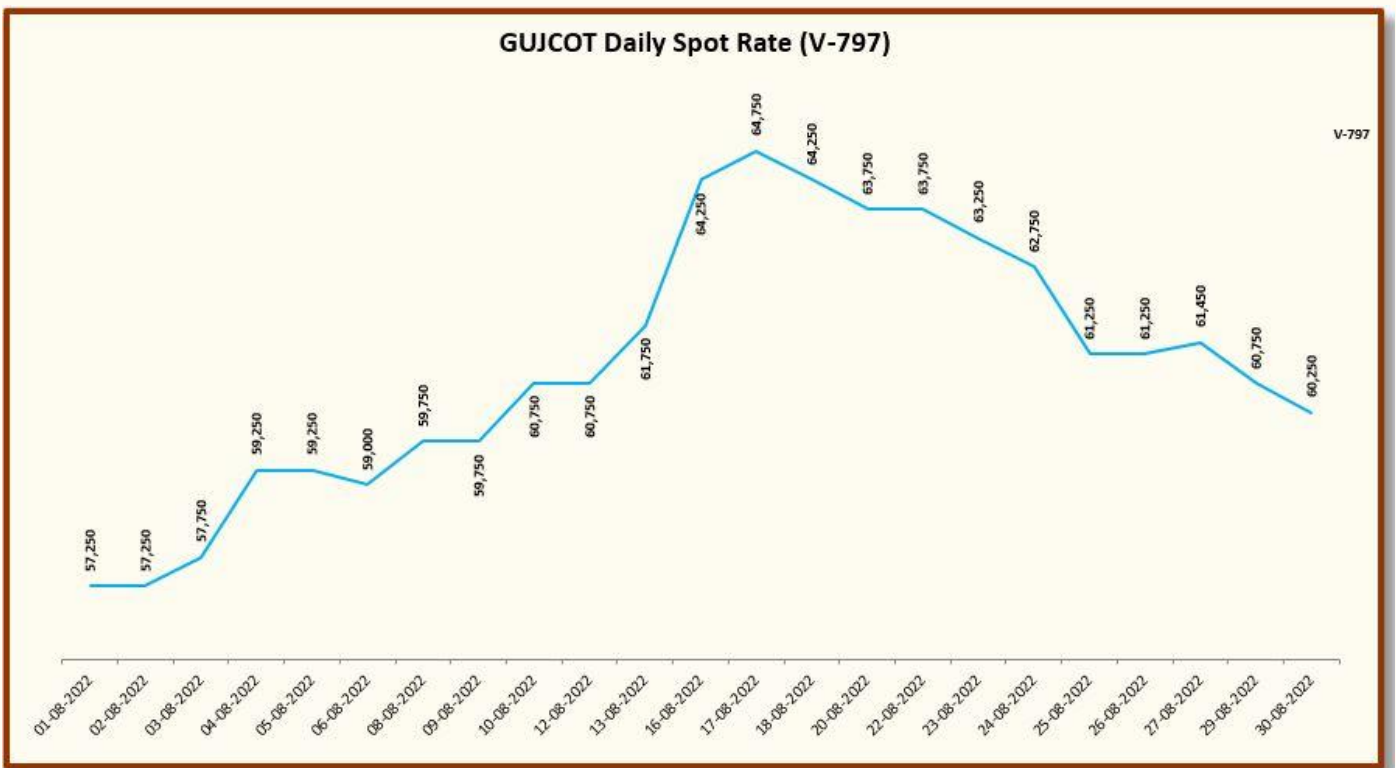
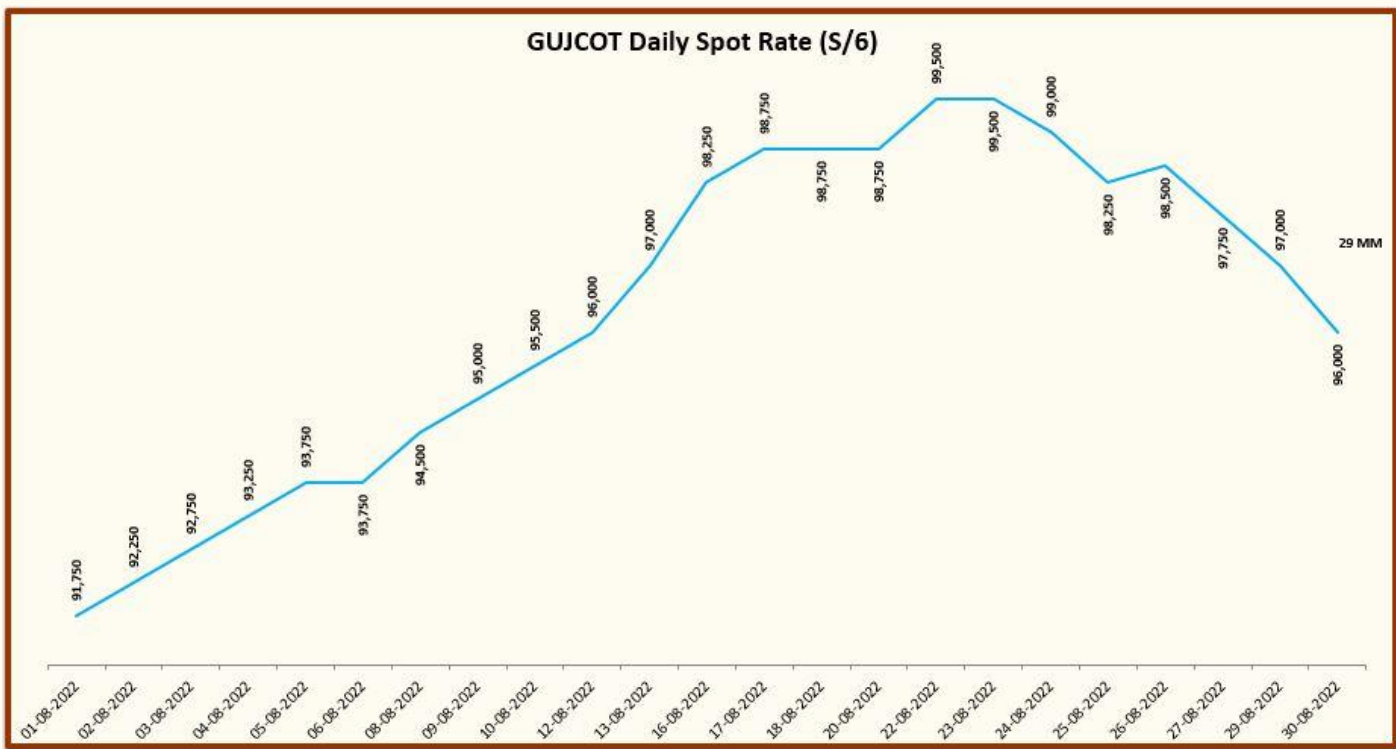
## QUARTERLY RATE MOVEMENT Aug-2022

Gujarat Spot Rate Aug-2022				
Date	29-3.8	V-797	MCX Spot Rate	USD-INR Exchange Rate
01-08-2022	91,750	57,250	43,390	79.02
02-08-2022	92,250	57,250	43,560	78.71
03-08-2022	92,750	57,750	43,940	78.74
04-08-2022	93,250	59,250	44,600	79.46
05-08-2022	93,750	59,250	44,600	79.23
06-08-2022	93,750	59,000	44,840	79.23
08-08-2022	94,500	59,750	44,920	79.66
09-08-2022	95,000	59,750	44,920	79.66
10-08-2022	95,500	60,750	45,690	79.25
12-08-2022	96,000	60,750	46,370	79.66
13-08-2022	97,000	61,750	46,370	79.66
16-08-2022	98,250	64,250	47,310	79.66
17-08-2022	98,750	64,750	47,880	79.44
18-08-2022	98,750	64,250	47,740	79.67
20-08-2022	98,750	63,750	47,740	79.77
22-08-2022	99,500	63,750	47,860	79.86
23-08-2022	99,500	63,250	47,550	79.86
24-08-2022	99,000	62,750	47,170	79.80
25-08-2022	98,250	61,250	47,100	79.88
26-08-2022	98,500	61,250	47,070	79.87
27-08-2022	97,750	61,450	47,070	79.87
29-08-2022	97,000	60,750	46,590	79.96
30-08-2022	96,000	60,250	46,170	79.45



# GUJCOT TRADE ASSOCIATION

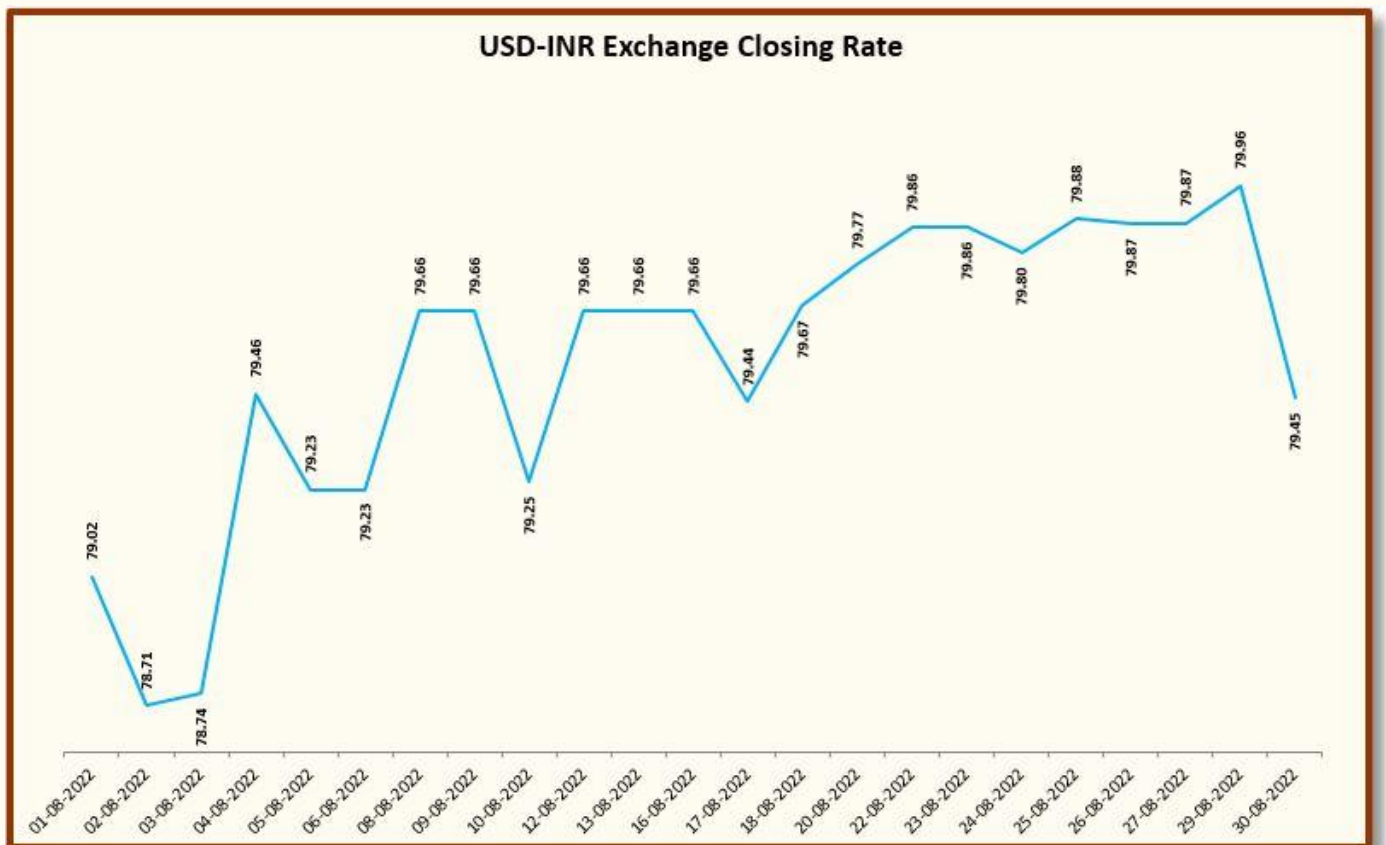
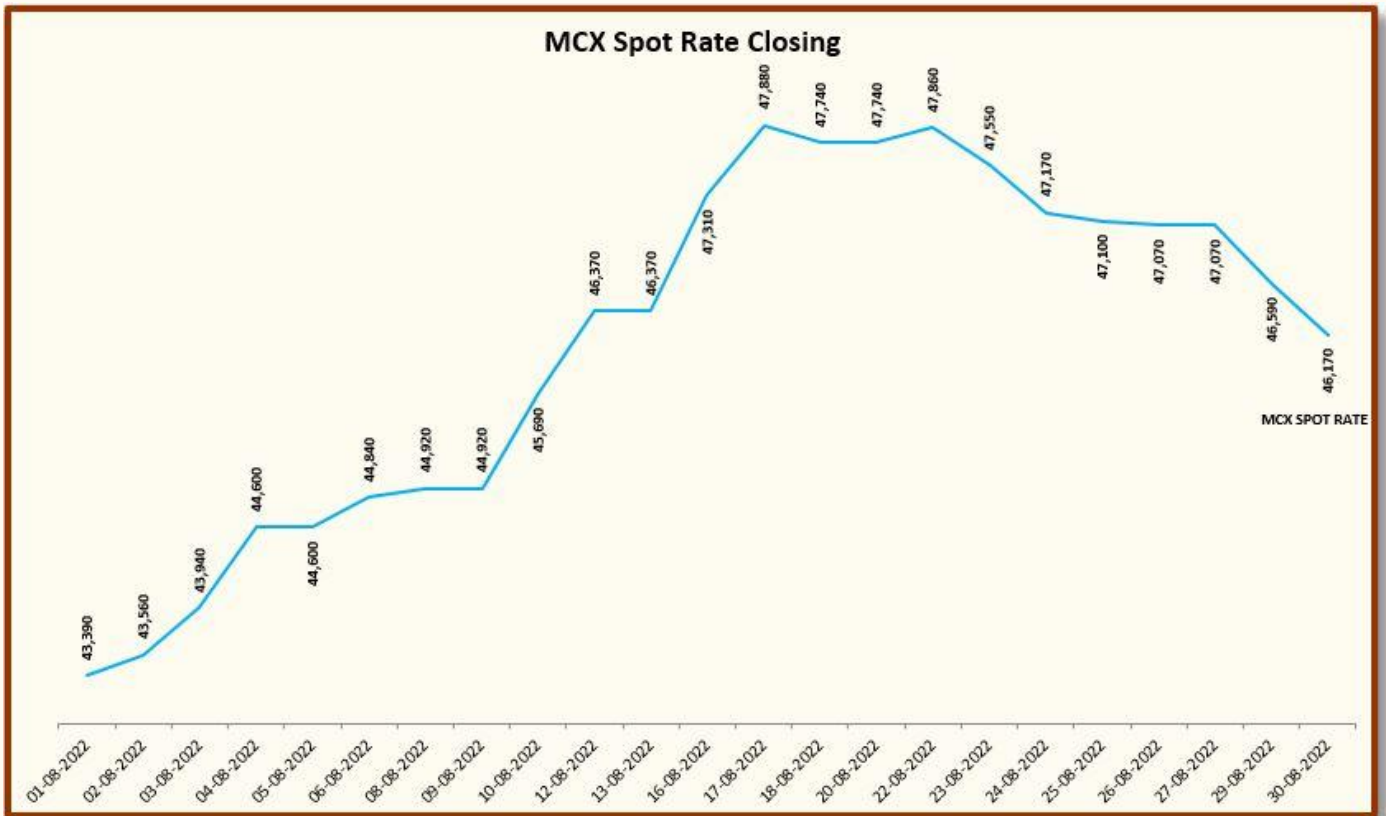
QUARTERLY RATE MOVEMENT Aug-2022





# GUJCOT TRADE ASSOCIATION

QUARTERLY RATE MOVEMENT Aug-2022





# GUJCOT TRADE ASSOCIATION

## QUARTERLY RATE MOVEMENT Aug-2022

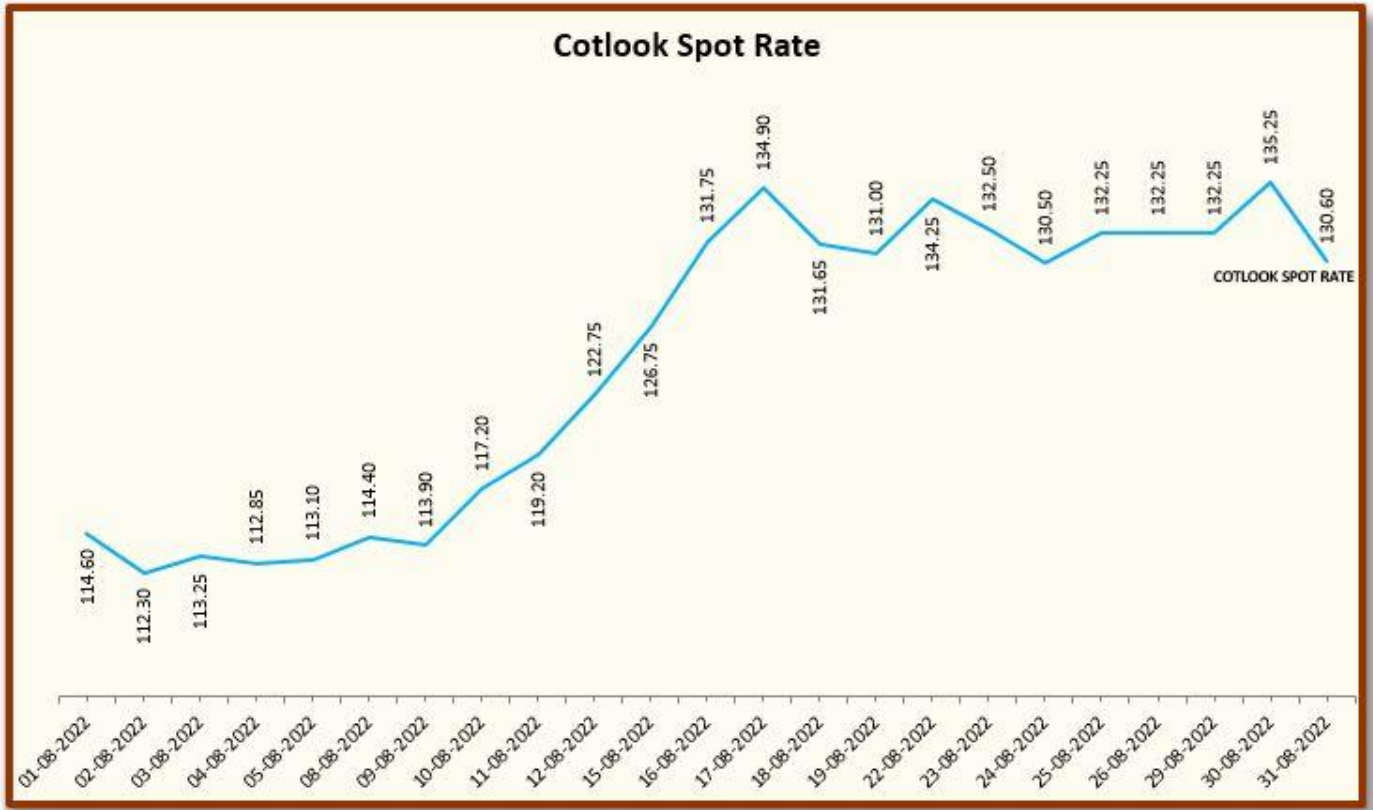
Foreign Cotton Indices & Futures			
Date	Cotlook	ICE	
	Spot Rate	Dec-22	Mar-22
01-08-2022	114.60	94.06	91.47
02-08-2022	112.30	94.81	92.58
03-08-2022	113.25	94.43	92.05
04-08-2022	112.85	94.62	92.33
05-08-2022	113.10	96.13	93.80
08-08-2022	114.40	101.58	93.33
09-08-2022	113.90	99.07	96.27
10-08-2022	117.20	100.94	98.42
11-08-2022	119.20	104.59	101.64
12-08-2022	122.75	108.59	105.64
15-08-2022	126.75	113.59	110.64
16-08-2022	131.75	116.85	113.35
17-08-2022	134.90	113.54	110.27
18-08-2022	131.65	112.70	109.76
19-08-2022	131.00	116.01	112.84
22-08-2022	134.25	114.14	111.24
23-08-2022	132.50	112.23	109.07
24-08-2022	130.50	114.04	111.01
25-08-2022	132.25	114.11	110.83
26-08-2022	132.25	117.68	114.37
29-08-2022	132.25	117.16	113.67
30-08-2022	135.25	112.32	109.27
31-08-2022	130.60	113.21	110.14





# GUJCOT TRADE ASSOCIATION

QUARTERLY RATE MOVEMENT Aug-2022







# GUJCOT TRADE ASSOCIATION

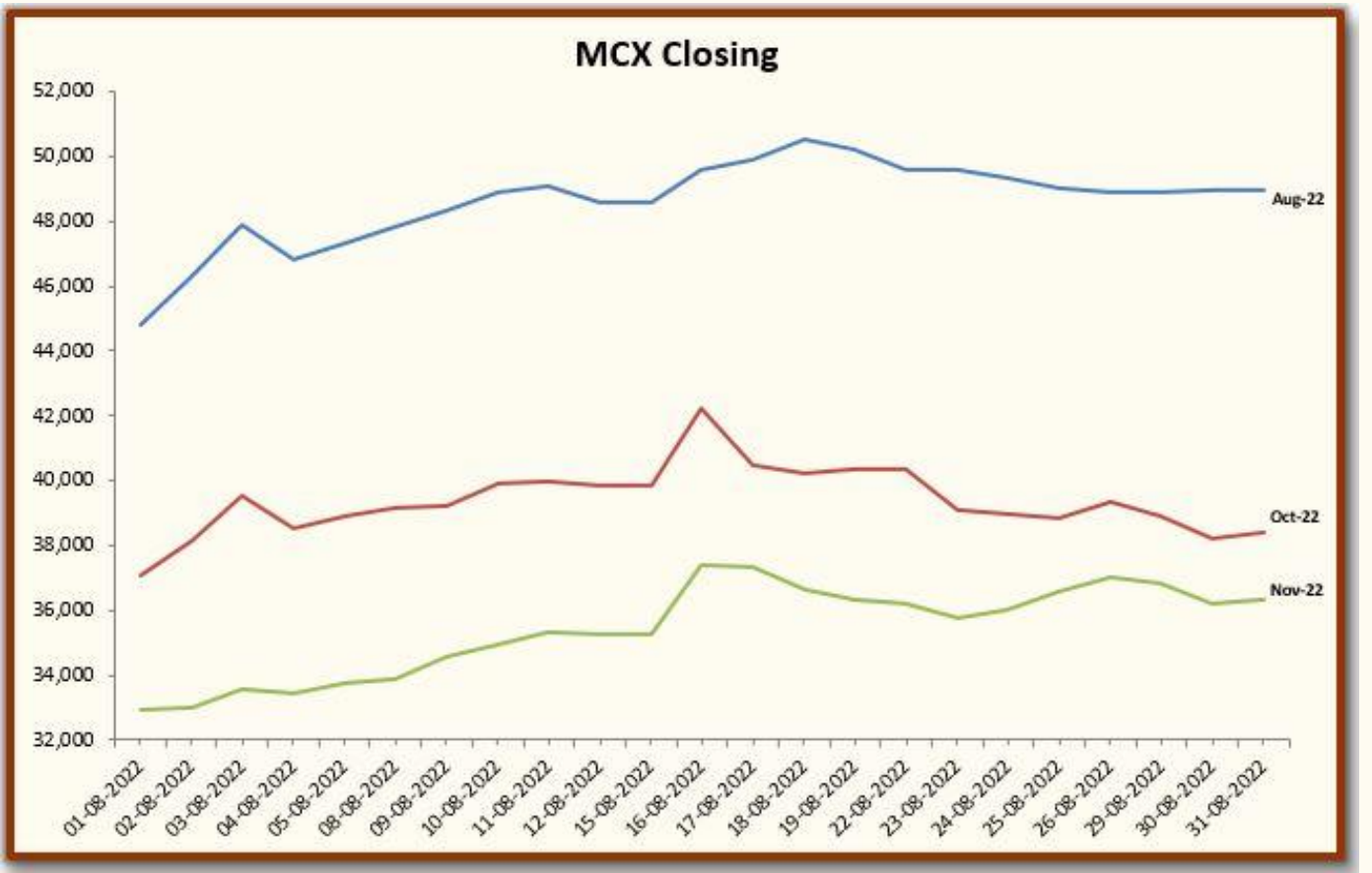
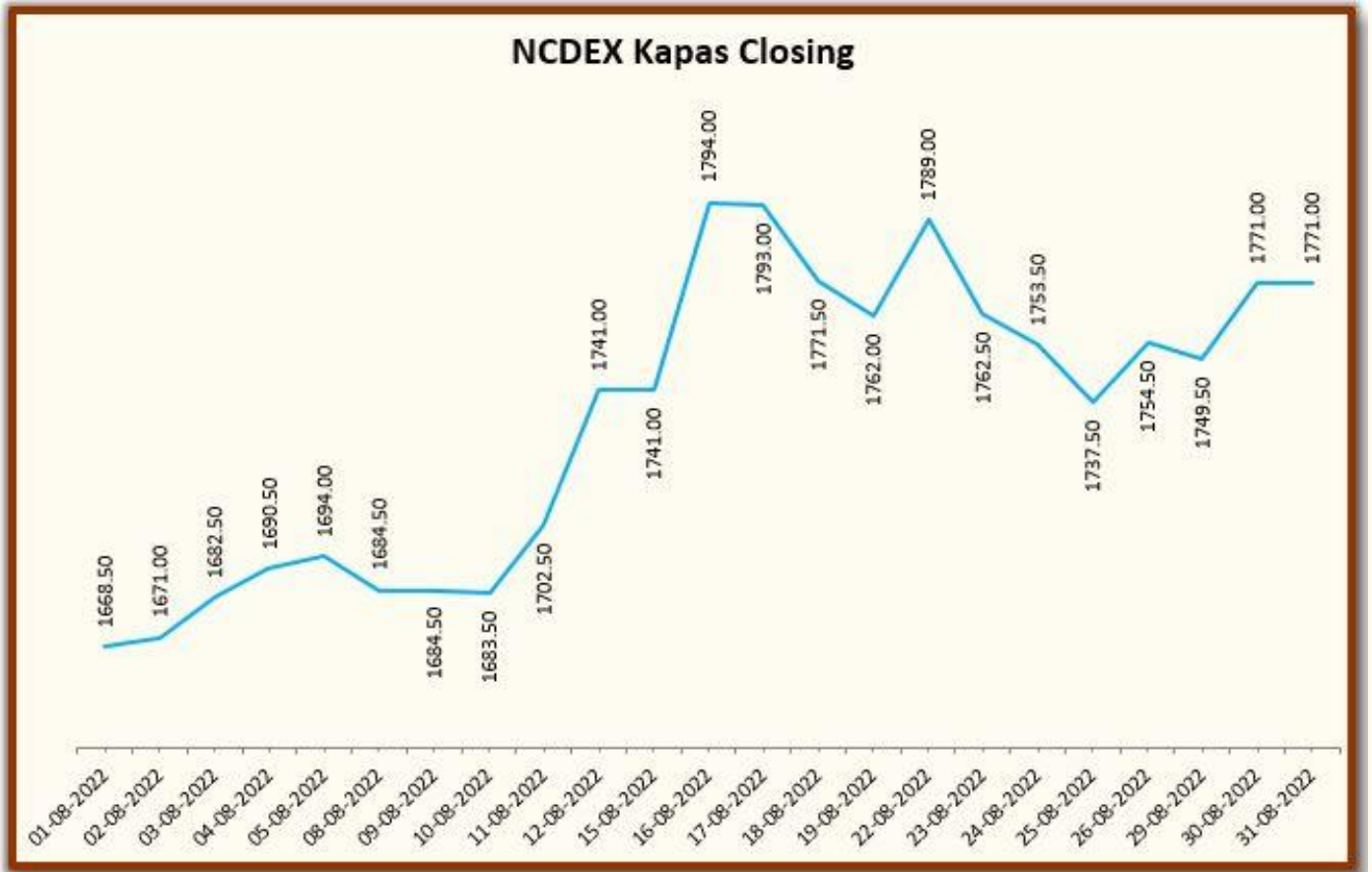
## QUARTERLY RATE MOVEMENT Aug-2022

Indian Cotton Futures				
Date	NCDEX Kapas	MCX		
	30-Apr-23	Aug-22	Oct-22	Nov-22
01-08-2022	1668.50	44,790	37,050	32,950
02-08-2022	1671.00	46,330	38,130	33,010
03-08-2022	1682.50	47,860	39,510	33,590
04-08-2022	1690.50	46,820	38,520	33,470
05-08-2022	1694.00	47,310	38,920	33,780
08-08-2022	1684.50	47,820	39,150	33,860
09-08-2022	1684.50	48,330	39,190	34,550
10-08-2022	1683.50	48,900	39,890	34,940
11-08-2022	1702.50	49,060	40,000	35,320
12-08-2022	1741.00	48,590	39,830	35,260
15-08-2022	1741.00	48,590	39,830	35,260
16-08-2022	1794.00	49,560	42,200	37,370
17-08-2022	1793.00	49,900	40,490	37,320
18-08-2022	1771.50	50,540	40,220	36,640
19-08-2022	1762.00	50,240	40,330	36,360
22-08-2022	1789.00	49,600	40,320	36,220
23-08-2022	1762.50	49,610	39,120	35,780
24-08-2022	1753.50	49,360	38,990	36,040
25-08-2022	1737.50	49,020	38,850	36,550
26-08-2022	1754.50	48,920	39,350	37,010
29-08-2022	1749.50	48,920	38,900	36,830
30-08-2022	1771.00	48,970	38,240	36,180
31-08-2022	1771.00	48,970	38,390	36,320



# GUJCOT TRADE ASSOCIATION

QUARTERLY RATE MOVEMENT Aug-2022





# GUJCOT TRADE ASSOCIATION

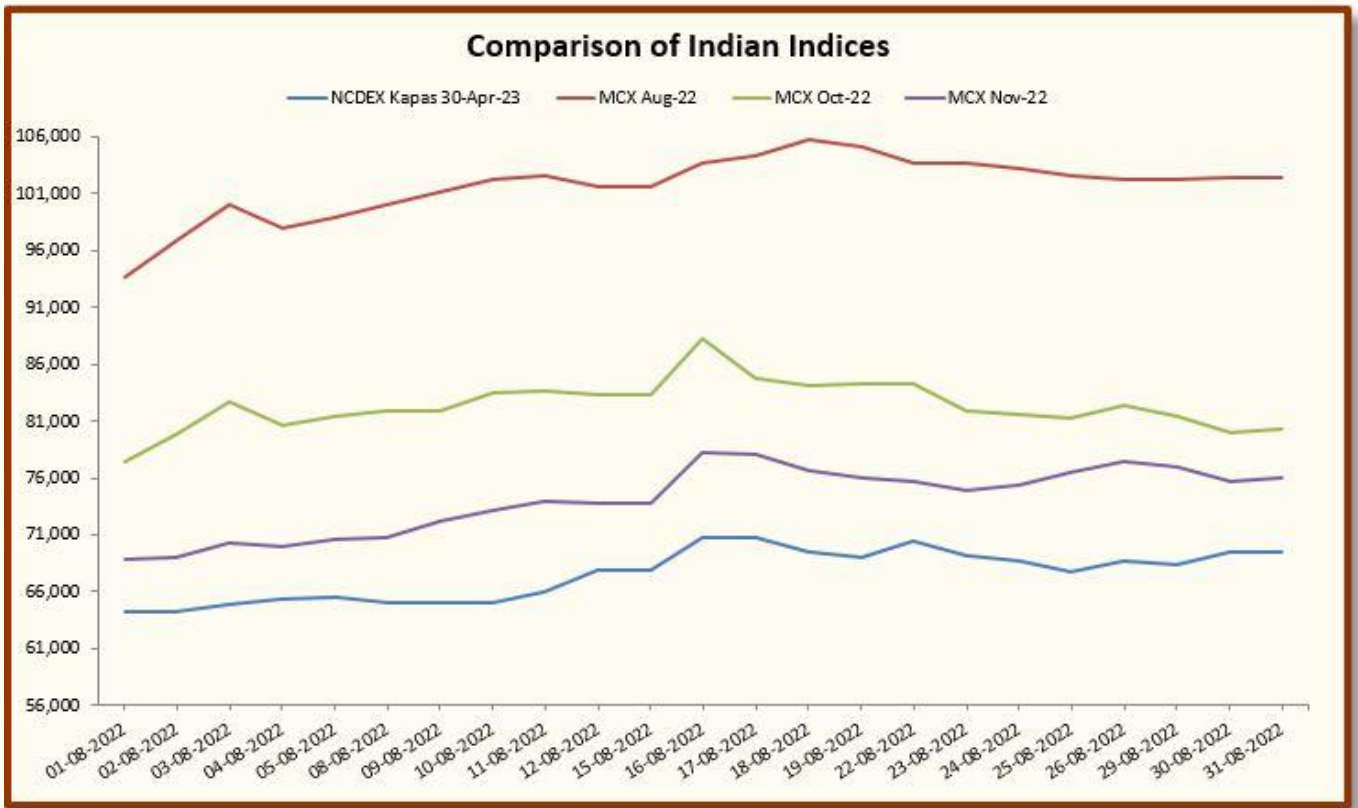
QUARTERLY RATE MOVEMENT Aug-2022

Indian Indices in Rs/Candy Rate				
Date	NCDEX Kapas	MCX		
	30-Apr-23	Aug-22	Oct-22	Nov-22
01-08-2022	64,178	93,687	77,497	68,922
02-08-2022	64,309	96,908	79,757	69,047
03-08-2022	64,910	100,109	82,643	70,260
04-08-2022	65,328	97,933	80,572	70,009
05-08-2022	65,511	98,958	81,409	70,658
08-08-2022	65,015	100,025	81,890	70,825
09-08-2022	65,015	101,092	81,974	72,268
10-08-2022	64,962	102,284	83,438	73,084
11-08-2022	65,956	102,619	83,668	73,879
12-08-2022	67,969	101,636	83,312	73,753
15-08-2022	67,969	101,636	83,312	73,753
16-08-2022	70,741	103,665	88,270	78,167
17-08-2022	70,689	104,376	84,693	78,062
18-08-2022	69,564	105,715	84,128	76,640
19-08-2022	69,067	105,087	84,358	76,054
22-08-2022	70,479	103,748	84,337	75,761
23-08-2022	69,094	103,769	81,827	74,841
24-08-2022	68,623	103,246	81,555	75,385
25-08-2022	67,786	102,535	81,263	76,452
26-08-2022	68,675	102,326	82,308	77,414
29-08-2022	68,414	102,326	81,367	77,037
30-08-2022	69,538	102,431	79,987	75,678
31-08-2022	69,538	102,431	80,300	75,971



# GUJCOT TRADE ASSOCIATION

## QUARTERLY RATE MOVEMENT Aug-2022





# GUJCOT TRADE ASSOCIATION

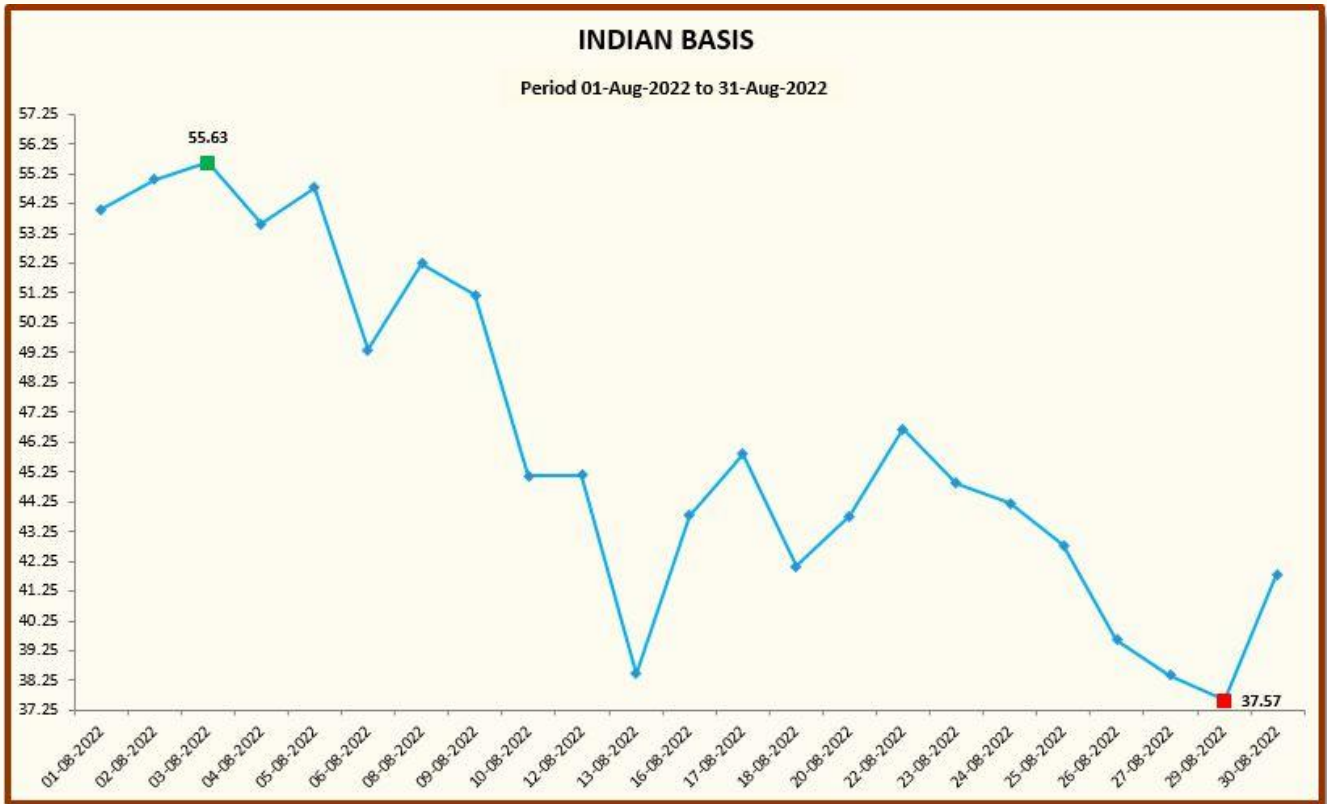
QUARTERLY RATE MOVEMENT Aug-2022

INDIAN BASIS					
DATE	29 MM	USD-INR	Cents/lb	ICE NEAREST FUTURE	BASIS
01-08-2022	91,750	79.02	148.10	94.06	54.04
02-08-2022	92,250	78.71	149.49	94.81	55.06
03-08-2022	92,750	78.74	150.25	94.43	55.63
04-08-2022	93,250	79.46	149.69	94.62	53.56
05-08-2022	93,750	79.23	150.93	96.13	54.80
06-08-2022	93,750	79.23	150.93	96.13	49.35
08-08-2022	94,500	79.66	151.31	101.58	52.24
09-08-2022	95,000	79.66	152.11	99.07	51.17
10-08-2022	95,500	79.25	153.71	100.94	45.12
12-08-2022	96,000	79.66	153.71	108.59	45.12
13-08-2022	97,000	79.66	155.32	108.59	38.47
16-08-2022	98,250	79.66	157.32	116.85	43.78
17-08-2022	98,750	79.44	158.56	113.54	45.86
18-08-2022	98,750	79.67	158.10	112.70	42.09
20-08-2022	98,750	79.77	157.90	116.01	43.76
22-08-2022	99,500	79.86	158.92	114.14	46.69
23-08-2022	99,500	79.86	158.92	112.23	44.88
24-08-2022	99,000	79.80	158.24	114.04	44.20
25-08-2022	98,250	79.88	156.88	114.11	42.77
26-08-2022	98,500	79.87	157.30	117.68	39.62
27-08-2022	97,750	79.87	156.11	117.68	38.43
29-08-2022	97,000	79.96	154.73	117.16	37.57
30-08-2022	96,000	79.45	154.12	112.32	41.80



# GUJCOT TRADE ASSOCIATION

## QUARTERLY RATE MOVEMENT Aug-2022







# GUJCOT TRADE ASSOCIATION

QUARTERLY RATE MOVEMENT Aug-2022

Team Gujcot thanks the Broker Panel

Shri Sujalbhaj, Shri Pravinbhaj, Shri Sandipbhaj, Shri Ananbhaj, Shri Ajaybhaj, Shri Jatinbhaj, Shri Manishbhaj, Shri Anilbhaj, Shri Niravbhaj and Shri Mukeshbhaj Purohit.

## Report Sponsors:

Click on Sponsor's Logo to visit Sponsor's Website



Axita Cotton Limited

For, Gujcot Trade Association

Akash Shah

[President]

For, Gujcot Trade Association

Ajay Shah

[Secretary]