



GUJCOT TRADE ASSOCIATION

MONTHLY RATE MOVEMENT Jul-2021

Dear All Cotton Friends,

In our mission to give Daily Spot Rate Team Gujcot is getting valuable support from Gujcot broker's panel. We appreciated their humble service to the trade. Gujcot Team is giving daily closing of Indian and foreign futures rates.

In this report we have provided Following Rates during the month.

- Daily Physical Spot Rate
- MCX Cotton Daily Closing Rate
- USD-INR Exchange Rate Closing
- Cotlook Index
- ICE Future Closing
- NCDEX Kapas Rate
- MCX Future Closing
- NCDEX and MCX converted into Rs. Candy Rate

We hope it will be useful to all the stake holders of Textile Value Chain.



GUJCOT TRADE ASSOCIATION

MONTHLY RATE MOVEMENT Jul-2021

- Month of July was dominated by bulls in India while NY future failed to cross 91 cents mark.
- NY December was a lead month during July. There is a big open interest and huge on call purchase and unfix sale.
- After two unsuccessful attempt to cross 90 cents, finally NY December crossed 90 cents barrier at the end of the July month.
- U.S. Export was lower due to last month of current US crop season. New year's export commitment reached near to 3.1 million bales and around 1 million bales current year's pending shipments will be carried forward to new season.
- China has opened cotton auction from 5 July and they were able to sell entire quantity offered by government.
- Pakistan is lead buyer of U.S. cotton due to lower crop and higher consumption.
- In India cotton rate advanced from Rs 52,000 per Candy to Rs 57,000 per Candy during the month of July. Despite lower international futures, Indian Cotton advanced to new life time high.
- Indian mills are doing well and they consume cotton at the optimum capacity on high margin. They built big inventory. C.C.I. was able to offload big quantity during the month and now they are left with only 9 lakh bales to offer.
- Indian arrival was very negligible and demand is in full swing create big jump in rate.



GUJCOT TRADE ASSOCIATION

MONTHLY RATE MOVEMENT Jul-2021

- Mills are regularly sale yarn in advance and yet they have order up to one month. Mills have golden time this year. Though at current rate margins reduced.
- Farmers have double bonanza with high cotton rate as well as higher cotton seed rate but very few farmers were able to get this benefit. Majority of Kapas was sold out at M.S.P. rate.
- Indian rupee remained stable between 74 to 75 Rs per USD.
- Indian basis gained from +1.77 to +9.00 on nearest ICE contract. At one stage in March it was 1,300 negative. So, we can say that Indian cotton has gained 2,200 basis points in new financial year.
- Over all farmers, Ginners, Traders and Spinners all are happy and hope for same till end of the season.
- Gujarat Cotton sowing reached 22,22,300 hectares on till 2nd August against 22,16,400 hectares at the same time last season.



GUJCOT TRADE ASSOCIATION

MONTHLY RATE MOVEMENT Jul-2021

Gujarat Spot Rate Changes Jul-2021

Variety	Staple Length	Mic.	30-06-21	31-07-21	31-07-20	Change (M/M)		Change (Y/Y)	
						Rs./Candy	In Per.(%)	Rs./Candy	In Per.(%)
Shankar 6	29 MM	3.8	52,050	57,400	33,200	5,350	10.28%	24,200	72.89%
V-797	13 % Trash		33,600	36,100	20,150	2,500	7.44%	15,950	79.16%
MCX Spot Rate			24,790	27,220	15,880	2,430	9.80%	11,340	71.41%
USD-INR Exchange			74.32	74.41	74.81	0.09	0.12%	-0.40	-0.53%

Monthly - Average Spot Rate Jul-2021

Variety	Staple Length	Mic.	Price Range		Average Of 27 Days
			Low	High	
Shankar 6	29	3.8	51,950	57,400	54,341
V-797	13% Trash		33,600	36,100	34,759
MCX Spot Rate			24,660	27,220	25,844
USD Exchange Rate			74.28	74.87	74.53



GUJCOT TRADE ASSOCIATION

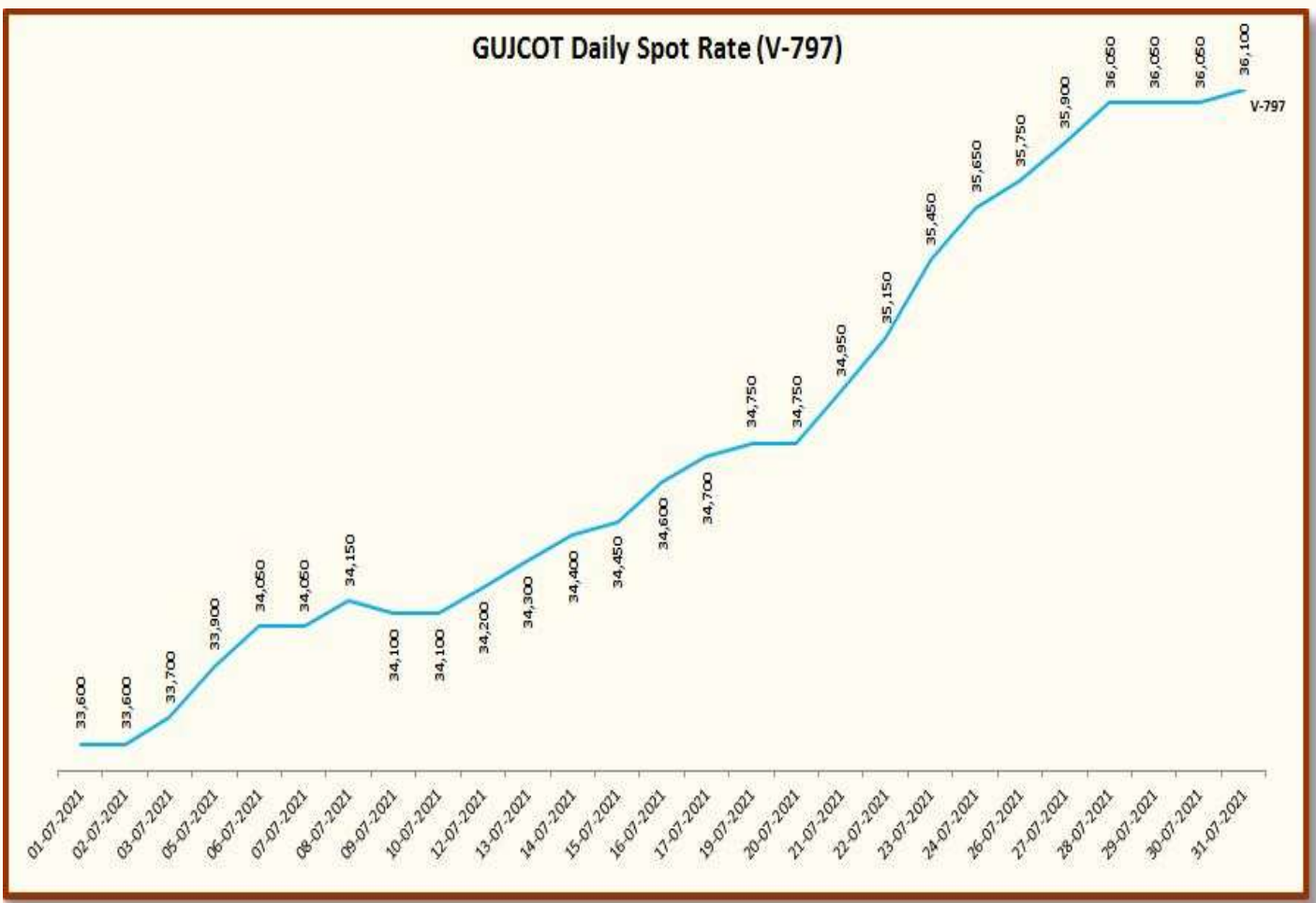
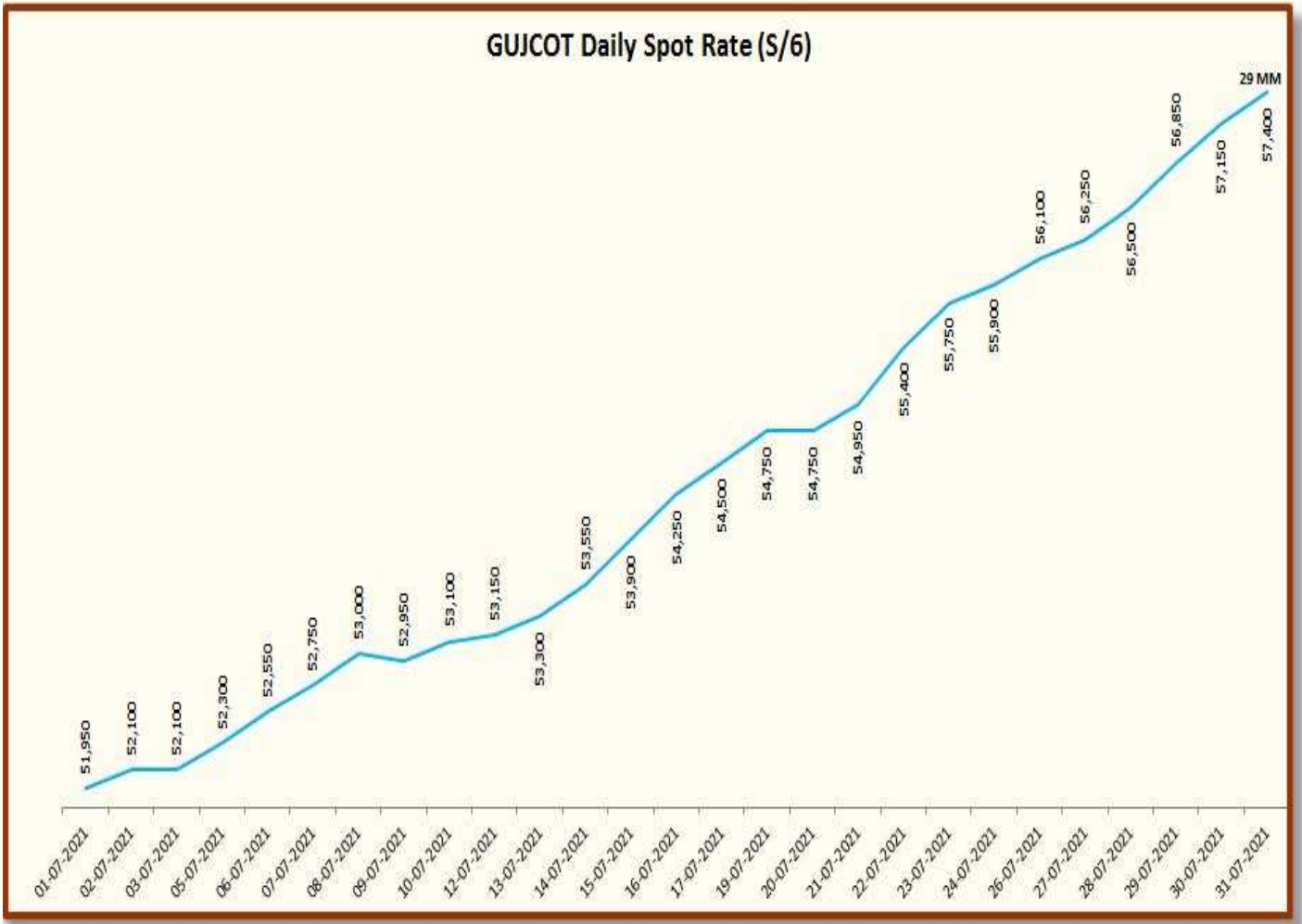
MONTHLY RATE MOVEMENT Jul-2021

Gujarat Spot Rate – Jul-2021				
Date	29-3.8	V-797	MCX Spot Rate	USD-INR Exchange Rate
01-07-2021	51,950	33,600	24,660	74.56
02-07-2021	52,100	33,600	24,760	74.74
03-07-2021	52,100	33,700	24,760	74.74
05-07-2021	52,300	33,900	24,880	74.30
06-07-2021	52,550	34,050	25,040	74.54
07-07-2021	52,750	34,050	25,100	74.61
08-07-2021	53,000	34,150	25,230	74.70
09-07-2021	52,950	34,100	25,240	74.63
10-07-2021	53,100	34,100	25,240	74.63
12-07-2021	53,150	34,200	25,280	74.57
13-07-2021	53,300	34,300	25,320	74.49
14-07-2021	53,550	34,400	25,380	74.58
15-07-2021	53,900	34,450	25,530	74.53
16-07-2021	54,250	34,600	25,710	74.56
17-07-2021	54,500	34,700	25,710	74.56
19-07-2021	54,750	34,750	25,890	74.87
20-07-2021	54,750	34,750	26,060	74.61
21-07-2021	54,950	34,950	26,060	74.61
22-07-2021	55,400	35,150	26,430	74.46
23-07-2021	55,750	35,450	26,590	74.40
24-07-2021	55,900	35,650	26,590	74.40
26-07-2021	56,100	35,750	26,720	74.41
27-07-2021	56,250	35,900	26,880	74.46
28-07-2021	56,500	36,050	27,090	74.37
29-07-2021	56,850	36,050	27,190	74.28
30-07-2021	57,150	36,050	27,220	74.41
31-07-2021	57,400	36,100	27,220	74.41



GUJCOT TRADE ASSOCIATION

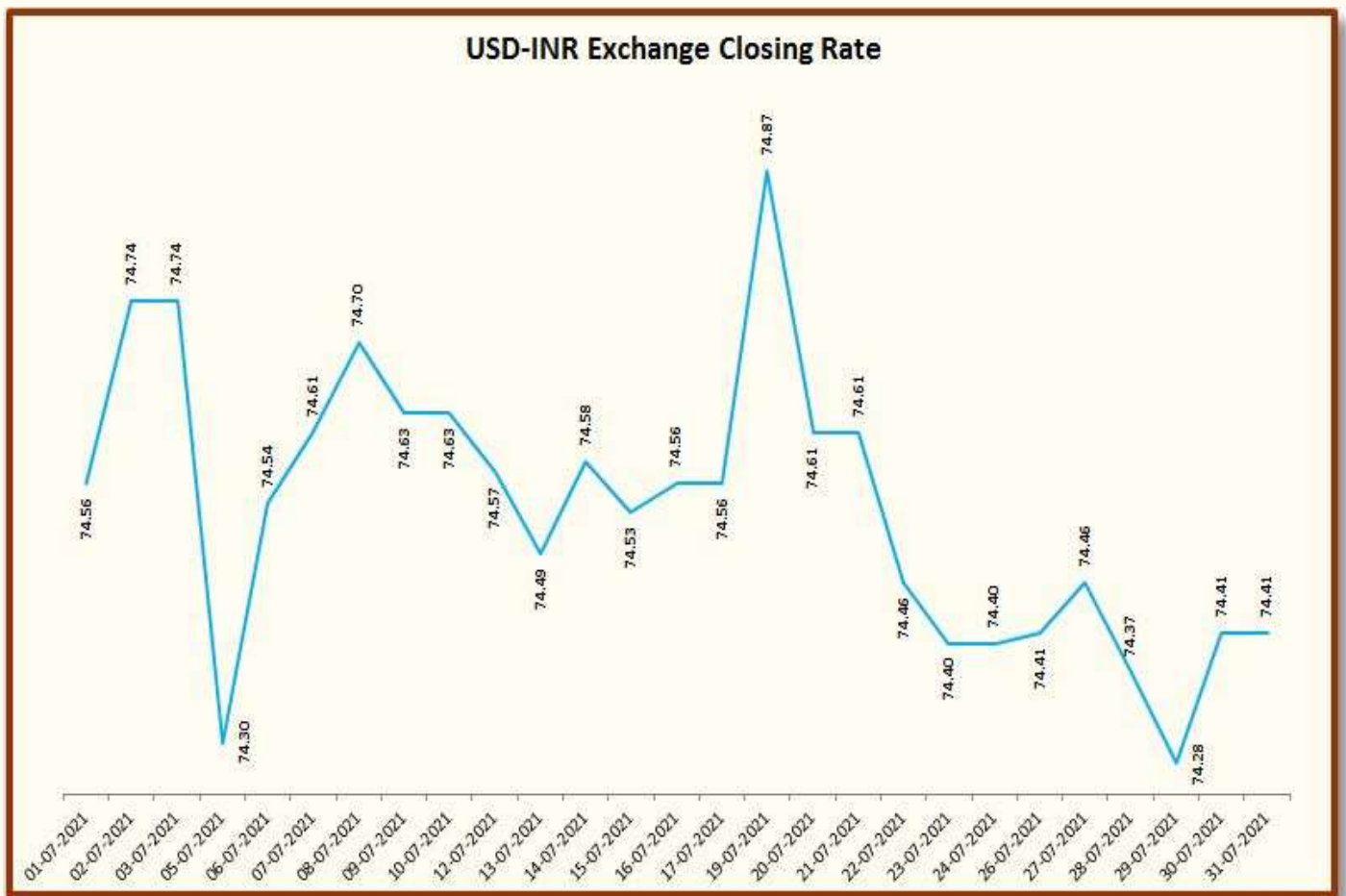
MONTHLY RATE MOVEMENT Jul-2021





GUJCOT TRADE ASSOCIATION

MONTHLY RATE MOVEMENT Jul-2021





GUJCOT TRADE ASSOCIATION

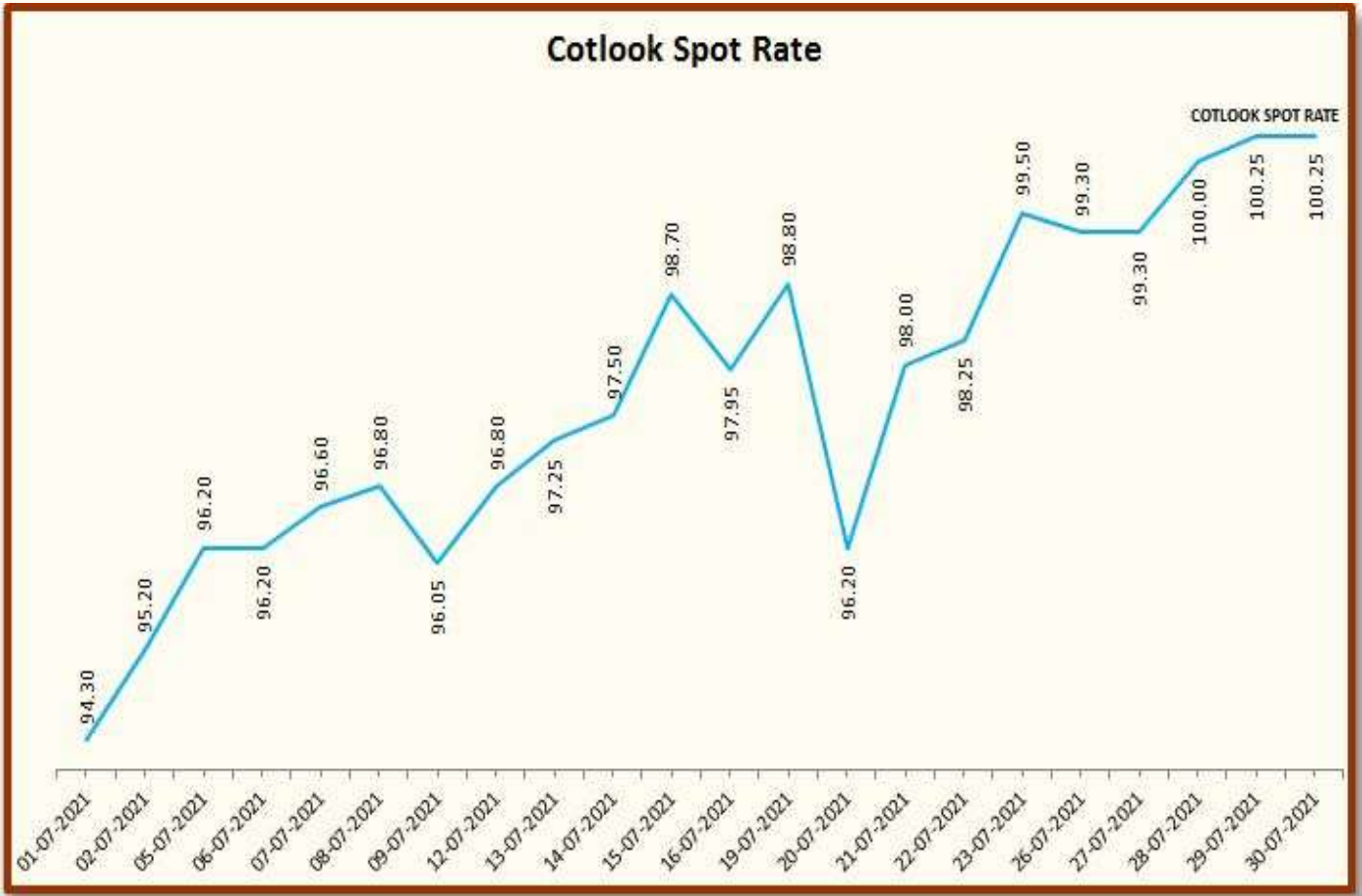
MONTHLY RATE MOVEMENT Jul-2021

Foreign Cotton Indices & Futures			
Date	Cotlook	ICE	
	Spot Rate	Dec-21	Mar-22
01-07-21	94.30	85.90	85.79
02-07-21	95.20	86.97	86.76
05-07-21	96.20	86.97	86.76
06-07-21	96.20	87.40	87.22
07-07-21	96.60	87.63	87.41
08-07-21	96.80	86.88	86.64
09-07-21	96.05	87.71	87.40
12-07-21	96.80	88.16	87.85
13-07-21	97.25	88.46	88.04
14-07-21	97.50	89.81	89.18
15-07-21	98.70	89.05	88.60
16-07-21	97.95	89.93	89.30
19-07-21	98.80	86.71	86.35
20-07-21	96.20	88.51	88.08
21-07-21	98.00	88.69	88.38
22-07-21	98.25	89.86	89.41
23-07-21	99.50	89.66	89.25
26-07-21	99.30	89.60	89.25
27-07-21	99.30	90.23	89.81
28-07-21	100.00	90.52	90.08
29-07-21	100.25	90.31	89.92
30-07-21	100.25	89.39	89.07



GUJCOT TRADE ASSOCIATION

MONTHLY RATE MOVEMENT Jul-2021





GUJCOT TRADE ASSOCIATION

MONTHLY RATE MOVEMENT Jul-2021

Indian Cotton Futures				
Date	NCDEX Kapas	MCX		
	30-Apr-22	Jul-21	Aug-21	Oct-21
01-07-2021	1290.00	24,820	24,940	23,080
02-07-2021	1293.50	24,790	24,960	23,080
05-07-2021	1294.00	24,930	25,060	23,600
06-07-2021	1291.50	25,120	25,320	23,800
07-07-2021	1290.50	25,160	25,390	24,250
08-07-2021	1283.00	25,170	25,390	24,000
09-07-2021	1285.00	25,210	25,420	24,000
12-07-2021	1289.00	25,190	25,420	24,000
13-07-2021	1290.50	25,190	25,430	24,000
14-07-2021	1328.50	25,500	25,760	24,640
15-07-2021	1349.50	25,580	25,860	24,780
16-07-2021	1374.00	25,900	26,180	24,950
19-07-2021	1364.50	25,620	25,910	25,020
20-07-2021	1386.50	25,970	26,250	25,020
21-07-2021	1399.00	26,260	26,500	25,500
22-07-2021	1412.00	26,610	26,860	25,590
23-07-2021	1412.50	26,620	26,860	25,850
26-07-2021	1415.50	26,600	26,850	25,780
27-07-2021	1424.00	26,840	27,130	25,870
28-07-2021	1435.00	27,080	27,440	26,240
29-07-2021	1444.50	27,250	27,410	26,260
30-07-2021	1454.50	27,170	27,470	26,260



GUJCOT TRADE ASSOCIATION

MONTHLY RATE MOVEMENT Jul-2021





GUJCOT TRADE ASSOCIATION

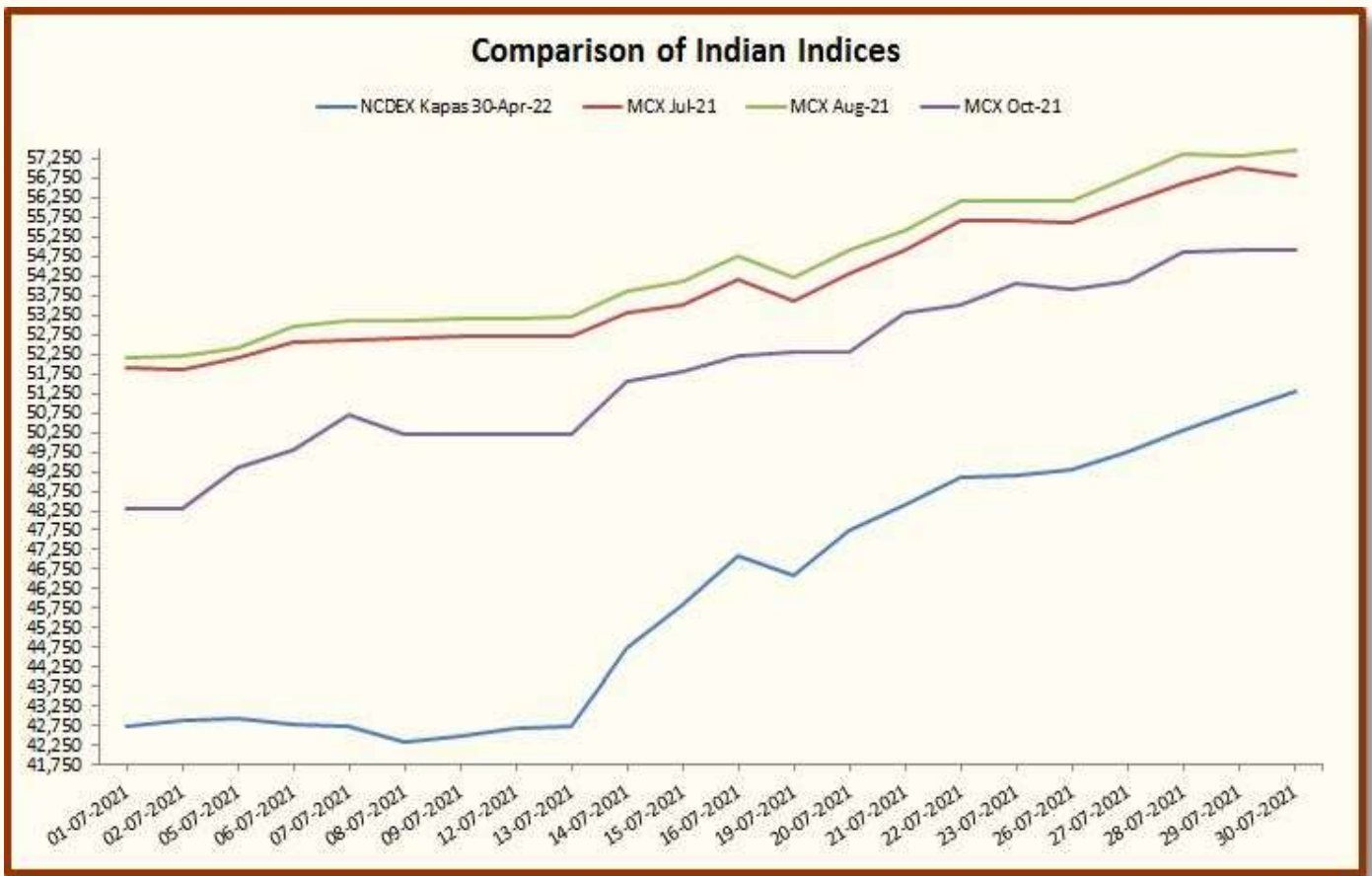
MONTHLY RATE MOVEMENT Jul-2021

Indian Indices in Rs/Candy Rate				
Date	NCDEX Kapas	MCX		
	30-Apr-22	Jul-21	Aug-21	Oct-21
01-07-2021	42,724	51,916	52,167	48,276
02-07-2021	42,907	51,853	52,209	48,276
05-07-2021	42,933	52,146	52,418	49,364
06-07-2021	42,803	52,544	52,962	49,782
07-07-2021	42,750	52,627	53,108	50,724
08-07-2021	42,358	52,648	53,108	50,201
09-07-2021	42,463	52,732	53,171	50,201
12-07-2021	42,672	52,690	53,171	50,201
13-07-2021	42,750	52,690	53,192	50,201
14-07-2021	44,738	53,338	53,882	51,539
15-07-2021	45,836	53,506	54,091	51,832
16-07-2021	47,117	54,175	54,761	52,188
19-07-2021	46,620	53,589	54,196	52,334
20-07-2021	47,771	54,321	54,907	52,334
21-07-2021	48,424	54,928	55,430	53,338
22-07-2021	49,104	55,660	56,183	53,527
23-07-2021	49,130	55,681	56,183	54,070
26-07-2021	49,287	55,639	56,162	53,924
27-07-2021	49,732	56,141	56,748	54,112
28-07-2021	50,307	56,643	57,396	54,886
29-07-2021	50,804	56,999	57,333	54,928
30-07-2021	51,327	56,831	57,459	54,928



GUJCOT TRADE ASSOCIATION

MONTHLY RATE MOVEMENT Jul-2021





GUJCOT TRADE ASSOCIATION

MONTHLY RATE MOVEMENT Jul-2021

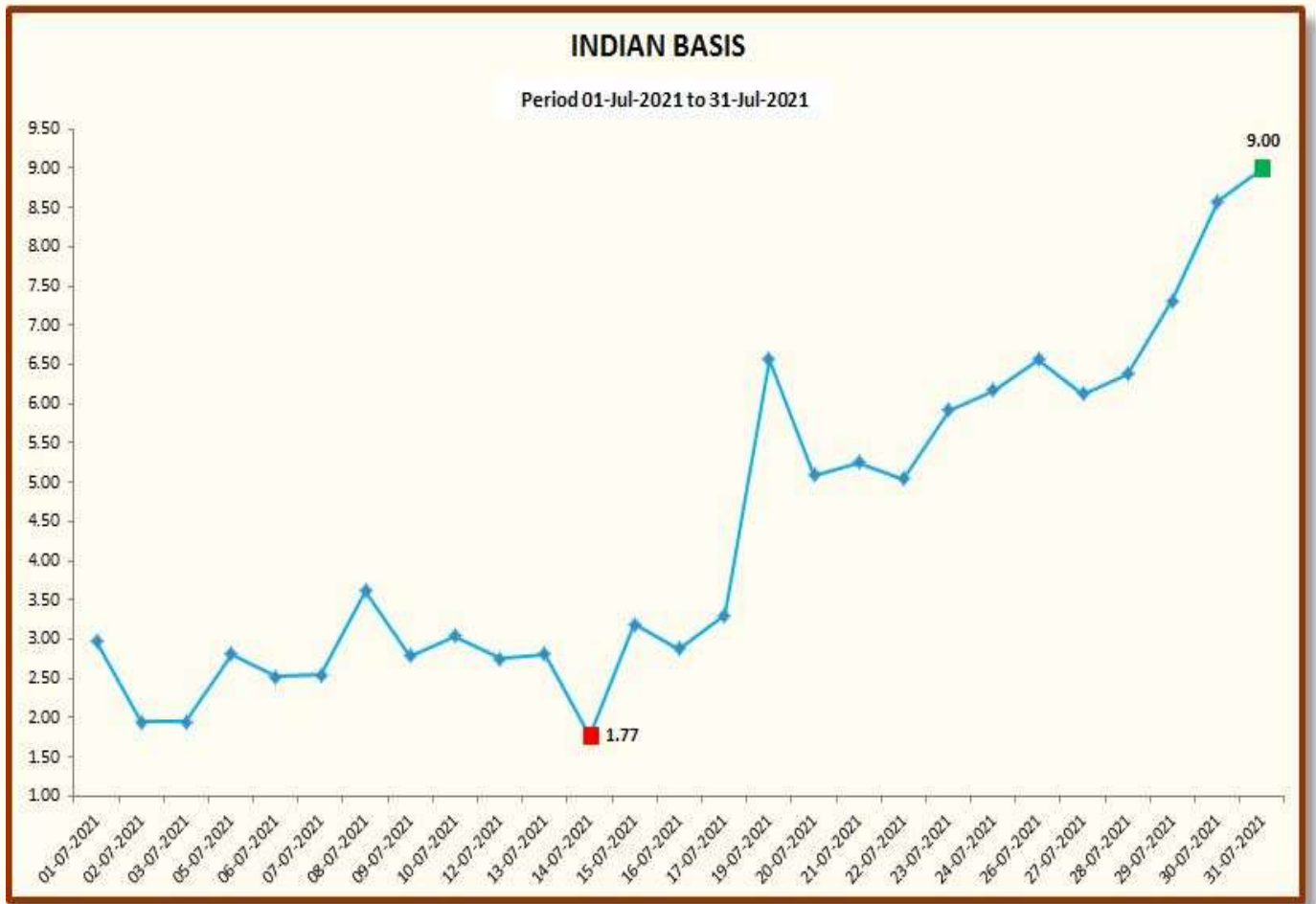
INDIAN BASIS

DATE	29 MM	USD-INR	Cents/lb	ICE NEAREST FUTURE	BASIS
01-07-2021	51,950	74.56	88.87	85.90	2.97
02-07-2021	52,100	74.74	88.91	86.97	1.94
03-07-2021	52,100	74.74	88.91	86.97	1.94
05-07-2021	52,300	74.30	89.78	86.97	2.81
06-07-2021	52,550	74.54	89.92	87.40	2.52
07-07-2021	52,750	74.61	90.18	87.63	2.55
08-07-2021	53,000	74.70	90.50	86.88	3.62
09-07-2021	52,950	74.63	90.50	87.71	2.79
10-07-2021	53,100	74.63	90.75	87.71	3.04
12-07-2021	53,150	74.57	90.91	88.16	2.75
13-07-2021	53,300	74.49	91.27	88.46	2.81
14-07-2021	53,550	74.58	91.58	89.81	1.77
15-07-2021	53,900	74.53	92.24	89.05	3.19
16-07-2021	54,250	74.56	92.81	89.93	2.88
17-07-2021	54,500	74.56	93.23	89.93	3.30
19-07-2021	54,750	74.87	93.27	86.71	6.56
20-07-2021	54,750	74.61	93.60	88.51	5.09
21-07-2021	54,950	74.61	93.94	88.69	5.25
22-07-2021	55,400	74.46	94.90	89.86	5.04
23-07-2021	55,750	74.40	95.58	89.66	5.92
24-07-2021	55,900	74.40	95.83	89.66	6.17
26-07-2021	56,100	74.41	96.16	89.60	6.56
27-07-2021	56,250	74.46	96.36	90.23	6.13
28-07-2021	56,500	74.37	96.90	90.52	6.38
29-07-2021	56,850	74.28	97.62	90.31	7.31
30-07-2021	57,150	74.41	97.96	89.39	8.57
31-07-2021	57,400	74.41	98.39	89.39	9.00



GUJCOT TRADE ASSOCIATION

MONTHLY RATE MOVEMENT Jul-2021





GUJCOT TRADE ASSOCIATION

MONTHLY RATE MOVEMENT Jul-2021

Team Gujcot thanks the Broker Panel

Shri Sujalbhaj, Shri Pravinbhaj, Shri Sandipbhaj, Shri Ananbhaj, Shri Ajaybhaj, Shri Jatinbhaj, Shri Manishbhaj, Shri Anilbhaj, Shri Niravbhaj and Shri Mukeshbhaj Purohit.

Report Sponsors:

Click on Sponsor's Logo to visit Sponsor's Website



Axita Cotton Limited

For, Gujcot Trade Association

Akash Shah

[President]

For, Gujcot Trade Association

Ajay Shah

[Secretary]