



GUJCOT TRADE ASSOCIATION

MONTHLY RATE MOVEMENT Jul-2022

Dear All Cotton Friends,

In our mission to give Daily Spot Rate Team Gujcot is getting valuable support from Gujcot broker's panel. We appreciated their humble service to the trade. Gujcot Team is giving daily closing of Indian and foreign futures rates.

In this report we have provided Following Rates during the month.

- Daily Physical Spot Rate
- MCX Cotton Daily Closing Rate
- USD-INR Exchange Rate Closing
- Cotlook Index
- ICE Future Closing
- NCDEX Kapas Rate
- MCX Future Closing
- NCDEX and MCX converted into Rs. Candy Rate

We hope it will be useful to all the stake holders of Textile Value Chain.



GUJCOT TRADE ASSOCIATION

MONTHLY RATE MOVEMENT Jul-2022

- During the month of July, NY December lost nearly 25 cents to 83 cents but recovered total loss in last two weeks and closed with only 2.10 cents monthly loss.
- Loss in consumption, fear of recession, strong currency and technical selling were main reasons to keep cotton market under pressure during the month of July.
- WASDE was bullish for US and bearish for rest of the world. US balance sheet looks tighter and still trade sources believe that US crop will be further reduced in upcoming August WASDE report.
- August WASDE may also reflect huge reduction in consumption for current season.
- US export shipment will remain below USDA export target and remaining sales for current year will be carried forward to new year.
- Chinese future touched lifetime low below 14000 during this month and in first time in the history Chinese cotton sold as the cheapest cotton in the world.
- Gujarat Shankar-6 physical rate followed NY and MCX futures in first two weeks but again recovered due to limited supply. Physical cotton is almost sold out and very limited cotton available to offer. So, even for small quantity rates go higher.
- Yarn market is not supportive so mills are working at slow pace and with increase in cotton prices consumption is further reduced.
- INR got weaker against USD during the month and touched all time low at 80 Rs/USD.
- Indian basis is still very strong compare with NY December. Indian basis remained between 44 to 59 on. Indian cotton is now the costliest in the world which put Indian raw cotton and yarn export to a hold.
- Indian monsoon has done better during July. Some pockets in Vidarbha and Telangana there was excess rainfall but overall Indian monsoon progress is good and covered whole cotton belt.
- All India cotton sowing till date reached 117 lakh hectares and Gujarat has crossed 25 lakh hectares mark.
- Wish better and require rain in August.



GUJCOT TRADE ASSOCIATION

MONTHLY RATE MOVEMENT Jul-2022

Gujarat Spot Rate Changes Jul-2022

Variety	Staple Length	Mic.	31-05-22	30-06-22	30-06-21	Change (M/M)		Change (Y/Y)	
						Rs./Candy	In Per.(%)	Rs./Candy	In Per.(%)
Shankar 6	29 MM	3.8	1,00,000	94,750	52,050	-5,250	-5.25%	42,700	82.04%
V-797	13 % Trash		57,750	55,900	33,600	-1,850	-3.20%	22,300	66.37%
MCX Spot Rate			47,750	45,470	24,790	-2,280	-4.77%	20,680	83.42%
USD-INR Exchange			77.64	78.96	74.32	1.32	1.70%	4.64	6.24%

Monthly - Average Spot Rate Jul-2022

Variety	Staple Length	Mic.	Price Range		Average Of 26 Days
			Low	High	
Shankar 6	29	3.8	86,000	94,000	88,590
V-797	13% Trash		48,750	56,250	52,365
MCX Spot Rate			41,050	44,910	42,490
USD Exchange Rate			78.95	79.99	79.57



GUJCOT TRADE ASSOCIATION

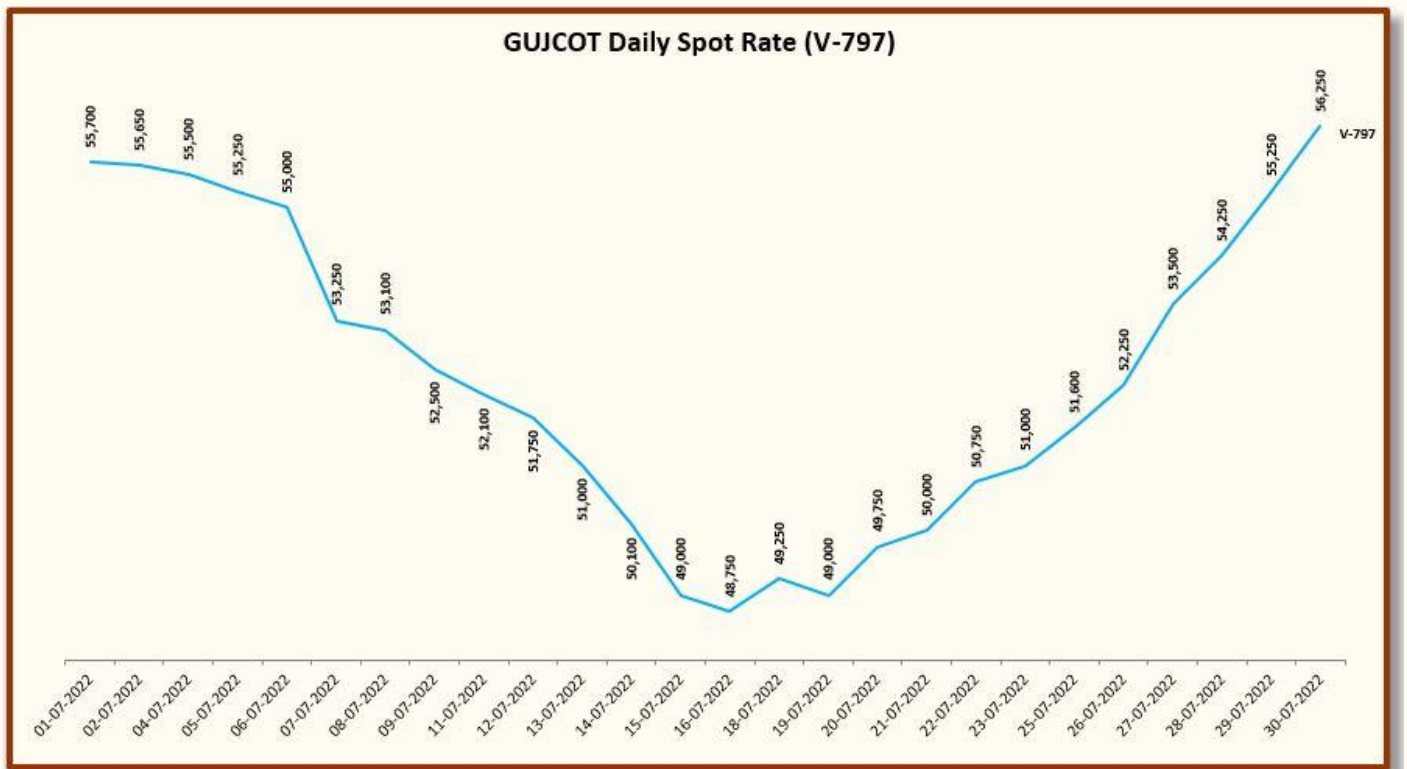
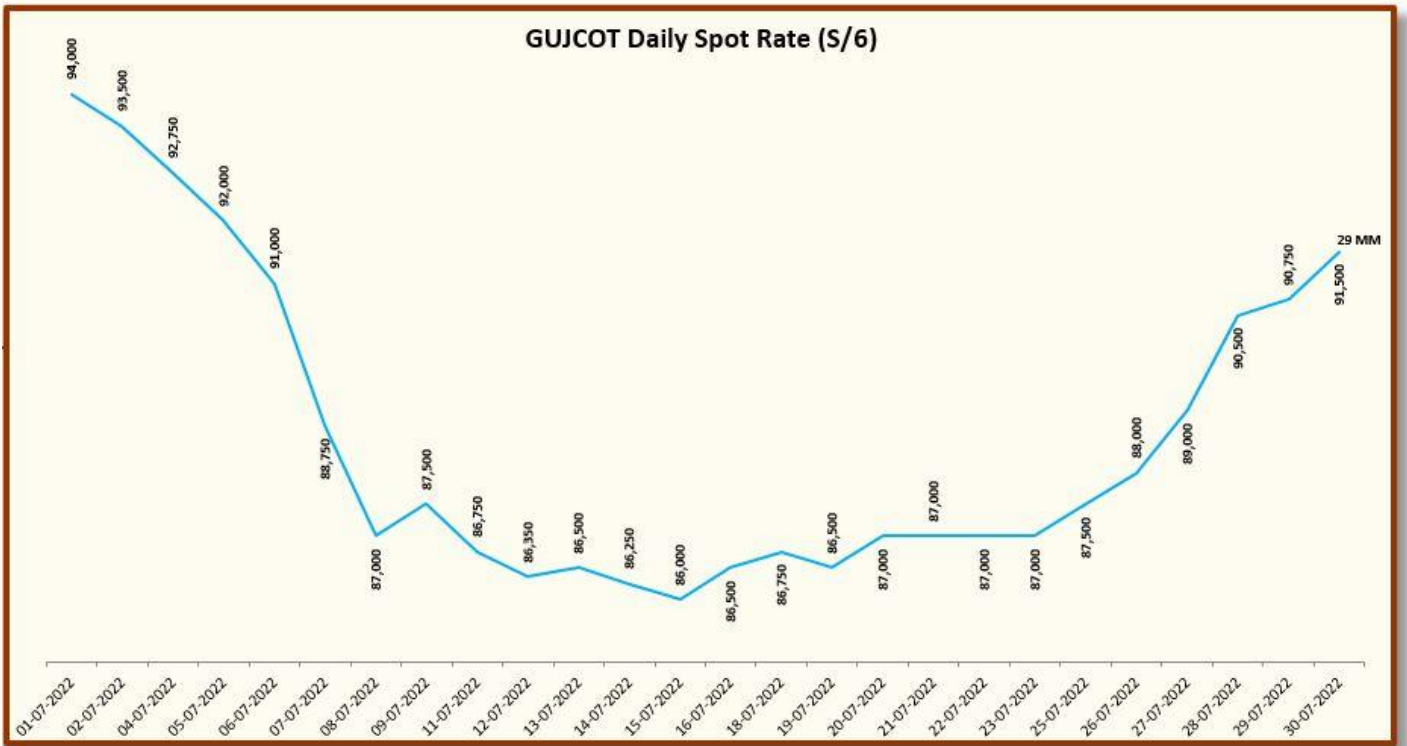
MONTHLY RATE MOVEMENT Jul-2022

Gujarat Spot Rate Jul-2022				
Date	29-3.8	V-797	MCX Spot Rate	USD-INR Exchange Rate
01-07-2022	94,000	55,700	44,910	79.04
02-07-2022	93,500	55,650	44,910	79.04
04-07-2022	92,750	55,500	44,140	78.95
05-07-2022	92,000	55,250	44,000	79.37
06-07-2022	91,000	55,000	43,830	79.30
07-07-2022	88,750	53,250	42,850	79.17
08-07-2022	87,000	53,100	42,740	79.25
09-07-2022	87,500	52,500	42,740	79.25
11-07-2022	86,750	52,100	42,400	79.43
12-07-2022	86,350	51,750	42,630	79.59
13-07-2022	86,500	51,000	41,980	79.63
14-07-2022	86,250	50,100	41,650	79.87
15-07-2022	86,000	49,000	41,310	79.87
16-07-2022	86,500	48,750	41,310	79.87
18-07-2022	86,750	49,250	41,280	79.97
19-07-2022	86,500	49,000	41,180	79.94
20-07-2022	87,000	49,750	41,290	79.99
21-07-2022	87,000	50,000	41,050	79.94
22-07-2022	87,000	50,750	41,510	79.85
23-07-2022	87,000	51,000	41,510	79.85
25-07-2022	87,500	51,600	41,870	79.73
26-07-2022	88,000	52,250	42,090	79.78
27-07-2022	89,000	53,500	42,390	79.89
28-07-2022	90,500	54,250	42,900	79.75
29-07-2022	90,750	55,250	43,140	79.25
30-07-2022	91,500	56,250	43,140	79.25



GUJCOT TRADE ASSOCIATION

MONTHLY RATE MOVEMENT Jul-2022





GUJCOT TRADE ASSOCIATION

MONTHLY RATE MOVEMENT Jul-2022





GUJCOT TRADE ASSOCIATION

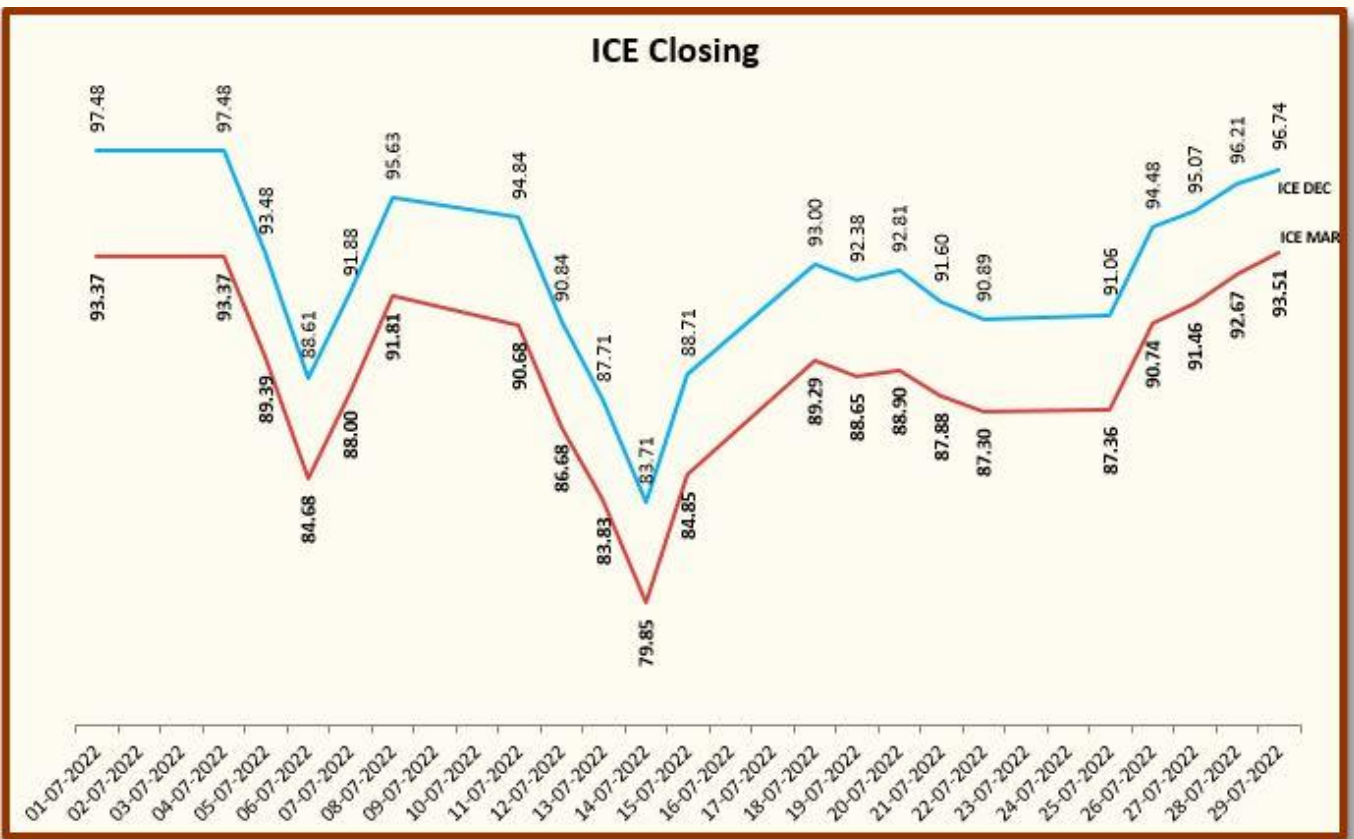
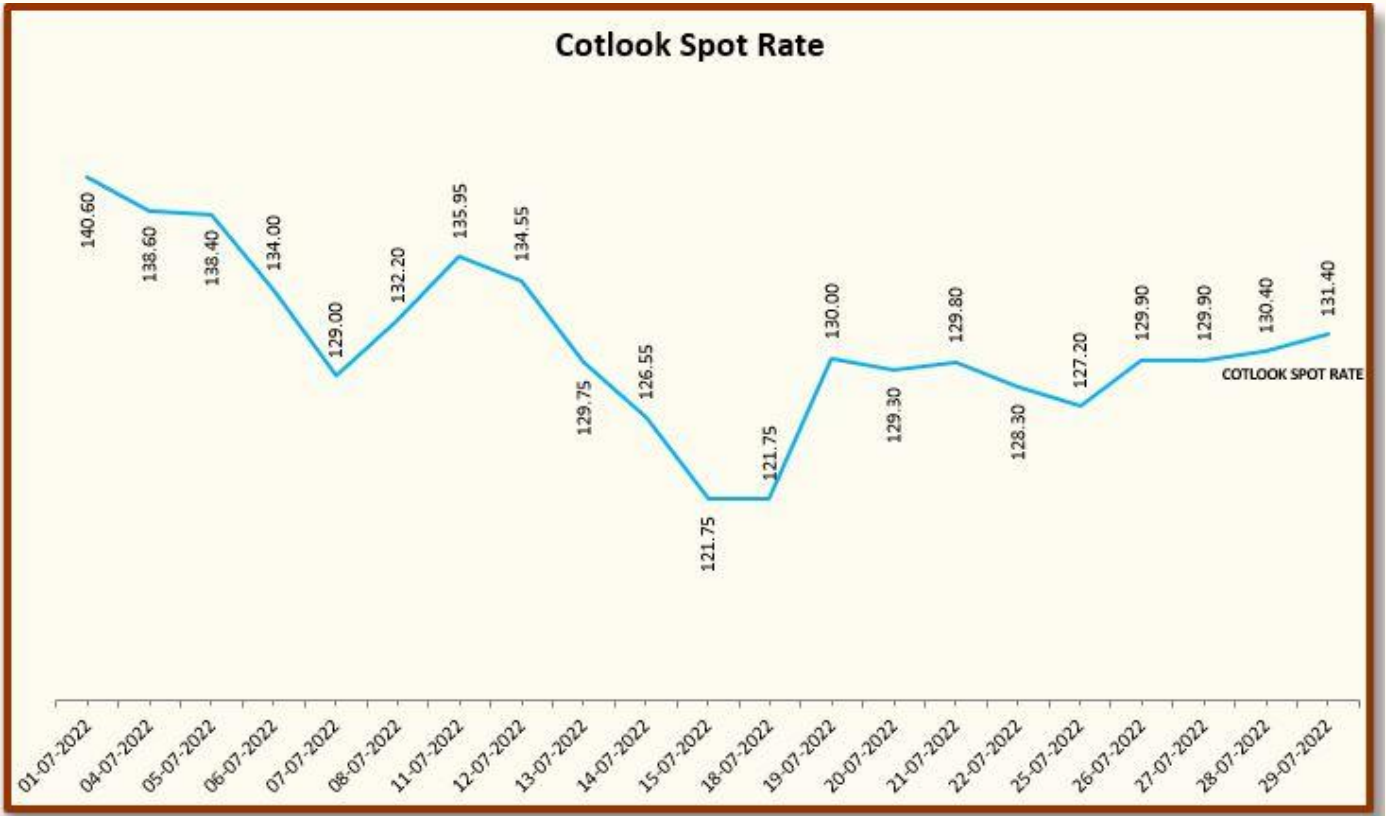
MONTHLY RATE MOVEMENT Jul-2022

Foreign Cotton Indices & Futures			
Date	Cotlook	ICE	
	Spot Rate	Dec-22	Mar-22
01-07-22	140.60	97.48	93.37
04-07-22	138.60	97.48	93.37
05-07-22	138.40	93.48	89.39
06-07-22	134.00	88.61	84.68
07-07-22	129.00	91.88	88.00
08-07-22	132.20	95.63	91.81
11-07-22	135.95	94.84	90.68
12-07-22	134.55	90.84	86.68
13-07-22	129.75	87.71	83.83
14-07-22	126.55	83.71	79.85
15-07-22	121.75	88.71	84.85
18-07-22	121.75	93.00	89.29
19-07-22	130.00	92.38	88.65
20-07-22	129.30	92.81	88.90
21-07-22	129.80	91.60	87.88
22-07-22	128.30	90.89	87.30
25-07-22	127.20	91.06	87.36
26-07-22	129.90	94.48	90.74
27-07-22	129.90	95.07	91.46
28-07-22	130.40	96.21	92.67
29-07-22	131.40	96.74	93.51



GUJCOT TRADE ASSOCIATION

MONTHLY RATE MOVEMENT Jul-2022





GUJCOT TRADE ASSOCIATION

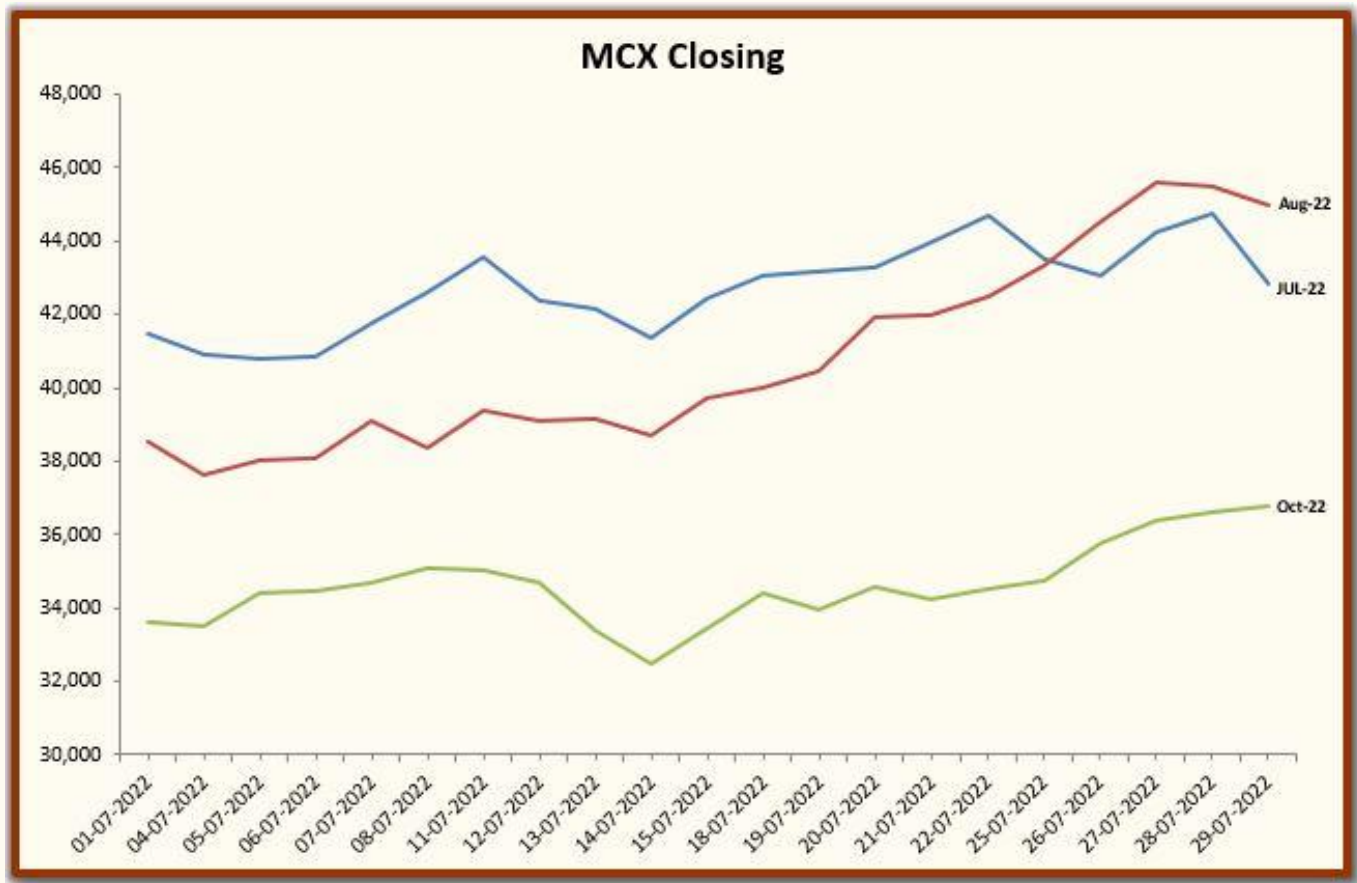
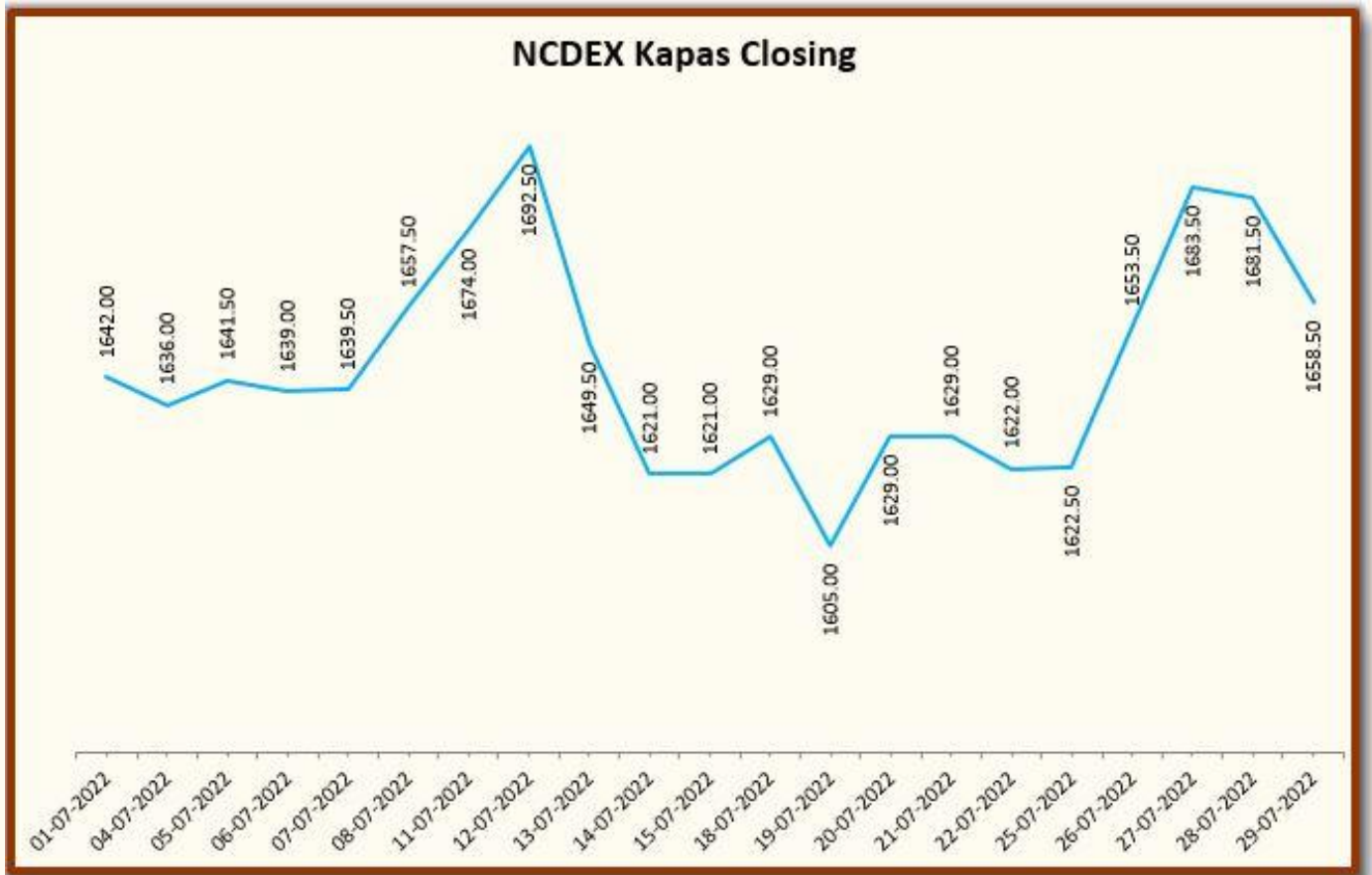
MONTHLY RATE MOVEMENT Jul-2022

Indian Cotton Futures				
Date	NCDEX Kapas	MCX		
	30-Apr-23	Jul-22	Aug-22	Oct-22
01-07-2022	1642.00	41,450	38,550	33,610
04-07-2022	1636.00	40,880	37,650	33,500
05-07-2022	1641.50	40,780	38,030	34,390
06-07-2022	1639.00	40,840	38,060	34,460
07-07-2022	1639.50	41,730	39,090	34,700
08-07-2022	1657.50	42,610	38,370	35,080
11-07-2022	1674.00	43,570	39,390	35,050
12-07-2022	1692.50	42,400	39,090	34,700
13-07-2022	1649.50	42,140	39,130	33,370
14-07-2022	1621.00	41,350	38,680	32,490
15-07-2022	1621.00	42,440	39,690	33,430
18-07-2022	1629.00	43,040	40,010	34,410
19-07-2022	1605.00	43,150	40,440	33,930
20-07-2022	1629.00	43,300	41,920	34,570
21-07-2022	1629.00	43,960	41,990	34,210
22-07-2022	1622.00	44,680	42,470	34,510
25-07-2022	1622.50	43,500	43,320	34,720
26-07-2022	1653.50	43,030	44,520	35,760
27-07-2022	1683.50	44,220	45,600	36,360
28-07-2022	1681.50	44,770	45,490	36,600
29-07-2022	1658.50	42,810	44,950	36,750



GUJCOT TRADE ASSOCIATION

MONTHLY RATE MOVEMENT Jul-2022





GUJCOT TRADE ASSOCIATION

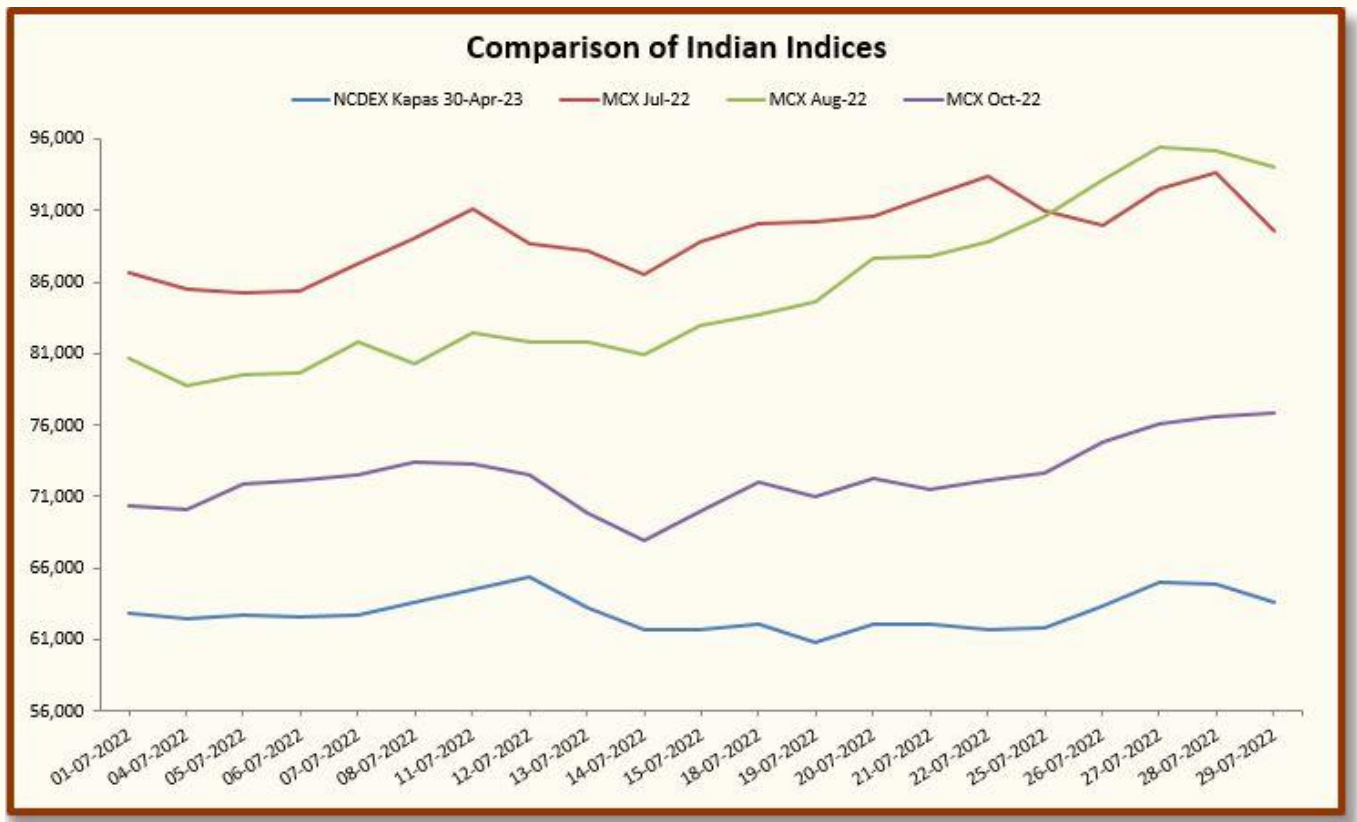
MONTHLY RATE MOVEMENT Jul-2022

Indian Indices in Rs/Candy Rate				
Date	NCDEX Kapas	MCX		
	30-Apr-23	Jul-22	Aug-22	Oct-22
01-07-2022	62,792	86,701	80,635	70,302
04-07-2022	62,478	85,509	78,753	70,072
05-07-2022	62,766	85,300	79,547	71,934
06-07-2022	62,635	85,425	79,610	72,080
07-07-2022	62,661	87,287	81,765	72,582
08-07-2022	63,603	89,127	80,259	73,377
11-07-2022	64,466	91,135	82,392	73,314
12-07-2022	65,433	88,688	81,765	72,582
13-07-2022	63,184	88,144	81,848	69,800
14-07-2022	61,694	86,492	80,907	67,959
15-07-2022	61,694	88,772	83,020	69,926
18-07-2022	62,112	90,027	83,689	71,975
19-07-2022	60,857	90,257	84,588	70,971
20-07-2022	62,112	90,571	87,684	72,310
21-07-2022	62,112	91,951	87,830	71,557
22-07-2022	61,746	93,457	88,834	72,185
25-07-2022	61,772	90,989	90,612	72,624
26-07-2022	63,394	90,006	93,122	74,799
27-07-2022	64,962	92,495	95,382	76,054
28-07-2022	64,858	93,645	95,151	76,556
29-07-2022	63,655	89,546	94,022	76,870



GUJCOT TRADE ASSOCIATION

MONTHLY RATE MOVEMENT Jul-2022





GUJCOT TRADE ASSOCIATION

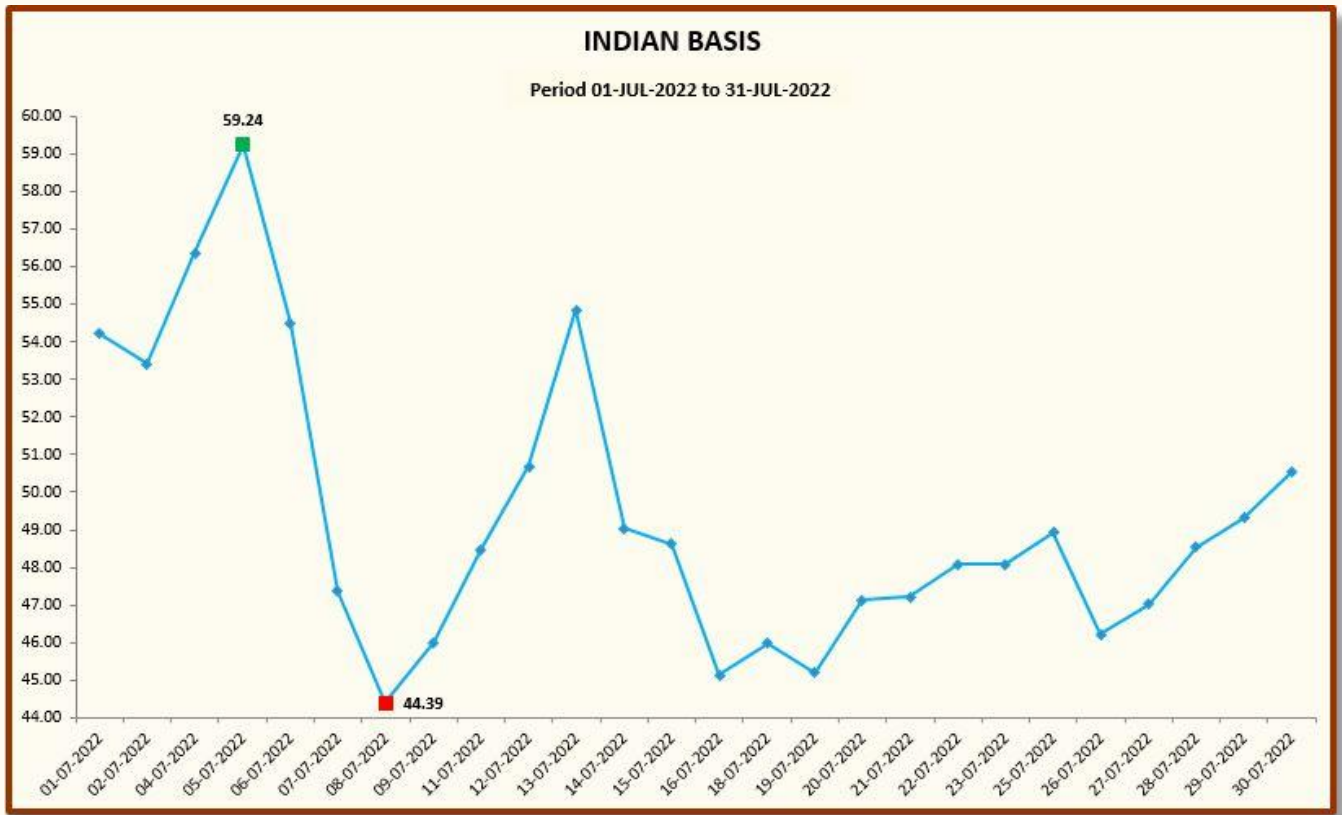
MONTHLY RATE MOVEMENT Jul-2022

INDIAN BASIS					
DATE	29 MM	USD-INR	Cents/lb	ICE NEAREST FUTURE	BASIS
01-07-2022	94,000	79.04	151.69	97.48	54.21
02-07-2022	93,500	79.04	150.89	97.48	53.41
04-07-2022	92,750	78.95	149.85	97.48	56.37
05-07-2022	92,000	79.37	147.85	93.48	59.24
06-07-2022	91,000	79.30	146.37	88.61	54.49
07-07-2022	88,750	79.17	142.99	91.88	47.36
08-07-2022	87,000	79.25	140.02	95.63	44.39
09-07-2022	87,500	79.25	140.83	95.63	45.99
11-07-2022	86,750	79.43	139.31	94.84	48.47
12-07-2022	86,350	79.59	138.38	90.84	50.67
13-07-2022	86,500	79.63	138.56	87.71	54.85
14-07-2022	86,250	79.87	137.74	83.71	49.03
15-07-2022	86,000	79.87	137.34	88.71	48.63
16-07-2022	86,500	79.87	138.14	88.71	45.14
18-07-2022	86,750	79.97	138.37	93.00	45.99
19-07-2022	86,500	79.94	138.02	92.38	45.21
20-07-2022	87,000	79.99	138.73	92.81	47.13
21-07-2022	87,000	79.94	138.82	91.60	47.22
22-07-2022	87,000	79.85	138.97	90.89	48.08
23-07-2022	87,000	79.85	138.97	90.89	48.08
25-07-2022	87,500	79.73	139.98	91.06	48.92
26-07-2022	88,000	79.78	140.69	94.48	46.21
27-07-2022	89,000	79.89	142.10	95.07	47.03
28-07-2022	90,500	79.75	144.74	96.21	48.53
29-07-2022	90,750	79.25	146.06	96.74	49.32
30-07-2022	91,500	79.25	147.27	96.74	50.53



GUJCOT TRADE ASSOCIATION

MONTHLY RATE MOVEMENT Jul-2022





GUJCOT TRADE ASSOCIATION

MONTHLY RATE MOVEMENT Jul-2022

Team Gujcot thanks the Broker Panel

Shri Sujalbhaj, Shri Pravinbhaj, Shri Sandipbhaj, Shri Ananbhaj, Shri Ajaybhaj, Shri Jatinbhaj, Shri Manishbhaj, Shri Anilbhaj, Shri Niravbhaj and Shri Mukeshbhaj Purohit.

Report Sponsors:

Click on Sponsor's Logo to visit Sponsor's Website



Axita Cotton Limited

For, Gujcot Trade Association

Akash Shah

[President]

For, Gujcot Trade Association

Ajay Shah

[Secretary]