



GUJCOT TRADE ASSOCIATION

QUARTERLY RATE MOVEMENT Jun-2022

Dear All Cotton Friends,

In our mission to give Daily Spot Rate Team Gujcot is getting valuable support from Gujcot broker's panel. We appreciated their humble service to the trade. Gujcot Team is giving daily closing of Indian and foreign futures rates.

In this report we have provided Following Rates during the month.

- Daily Physical Spot Rate
- MCX Cotton Daily Closing Rate
- USD-INR Exchange Rate Closing
- Cotlook Index
- ICE Future Closing
- NCDEX Kapas Rate
- MCX Future Closing
- NCDEX and MCX converted into Rs. Candy Rate

We hope it will be useful to all the stake holders of Textile Value Chain.



GUJCOT TRADE ASSOCIATION

QUARTERLY RATE MOVEMENT Jun-2022

- This quarter was dominated by bulls up to middle at June. NY May, July was leading month. May get top of 157 cents. July also get one intraday. High to 156. So from 1st April. NY May started with near 130 it has travelled up ward till expiry. July also running in top gear up to option expiry and not allowed mills to get some relief in fixation of on-call purchase. Mills on call purchase was the main reason for rate to sustain in upward main reason for rate to sustain in upward. Someday weather in Texas, rate hike by fed and fixation of mill were supported market sentiment.
- May-December and July - December spread was highly inverted. So roll over to new crop was looks suicide for mills and merchants so market was sustain till expiry at July and as soon as July off the board and mills fixation over big roller coaster we have seen in NY future. In one day July has lost 30 cents. In end at month NY future lost all gain and came below one dollar phycological mark.
- Demand destruction and recession fear looks on driver sheet against supply quiz.
- In India market start on 1st April near 90000 level get running following NY and mcx it has crossed one lakh mark in May and get stable more time on one lakh mark.
- MCX future also get good rhythm and touch new high up to 51520.
- Indian mills were worried and not able to compete from abroad. So they run slowly to avoid huge loss.



GUJCOT TRADE ASSOCIATION

QUARTERLY RATE MOVEMENT Jun-2022

- Due to higher cost to cotton and cotton yarn from Taiwan and Vietnam. First time in history India import the cotton yarn and that was the indicator for cotton stockiest and ginnerers to get away from harm.
- After import of cotton yarn and government allow duty free import cotton market at India calm down. Buy NY was limited.
- Demand factor was drives now and in short supply also in end at quarter Indian market down near 10,000 rs a candy.
- Some lesson has taught by this quarter to mills and ginnerers by this volatility.
- Indian rupee was depreccated from 75 in April to 79 in June end. It was beneficial to exporter but unfortunately Indian yarn and cotton both out at competition due to high prize.
- Indian basis were running high continuously except one day they got near 400 on. Otherwise it was near 1600 on to 5100 on.
- New sowing is on pace now. Due to belter rate we expect higher sowing but in north it was not happened. Waiting for final sowing of other area.
- Next quarter will behave on weather.
- Hope for batter rain in coming time.



GUJCOT TRADE ASSOCIATION

QUARTERLY RATE MOVEMENT Jun-2022

Gujarat Spot Rate Changes Jun-2022

Variety	Staple Length	Mic.	31-05-22	30-06-22	30-06-21	Change (M/M)		Change (Y/Y)	
						Rs./Candy	In Per.(%)	Rs./Candy	In Per.(%)
Shankar 6	29 MM	3.8	1,00,000	94,750	52,050	-5,250	-5.25%	42,700	82.04%
V-797	13 % Trash		57,750	55,900	33,600	-1,850	-3.20%	22,300	66.37%
MCX Spot Rate			47,750	45,470	24,790	-2,280	-4.77%	20,680	83.42%
USD-INR Exchange			77.64	78.96	74.32	1.32	1.70%	4.64	6.24%

Monthly - Average Spot Rate Jun-2022

Variety	Staple Length	Mic.	Price Range		Average Of 26 Days
			Low	High	
Shankar 6	29	3.8	94,500	1,01,000	98,327
V-797	13% Trash		55,750	60,900	58,819
MCX Spot Rate			45,160	48,090	47,017
USD Exchange Rate			77.52	78.96	78.06



GUJCOT TRADE ASSOCIATION

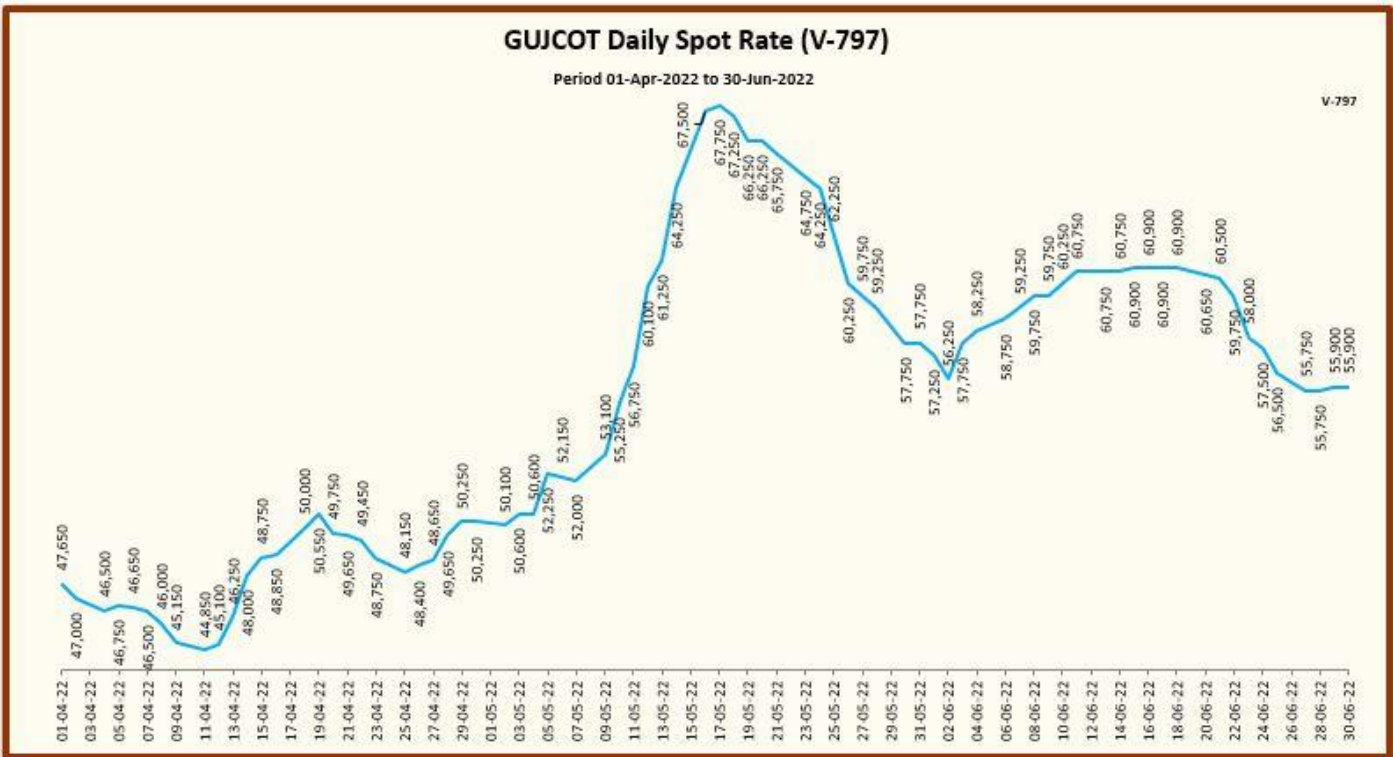
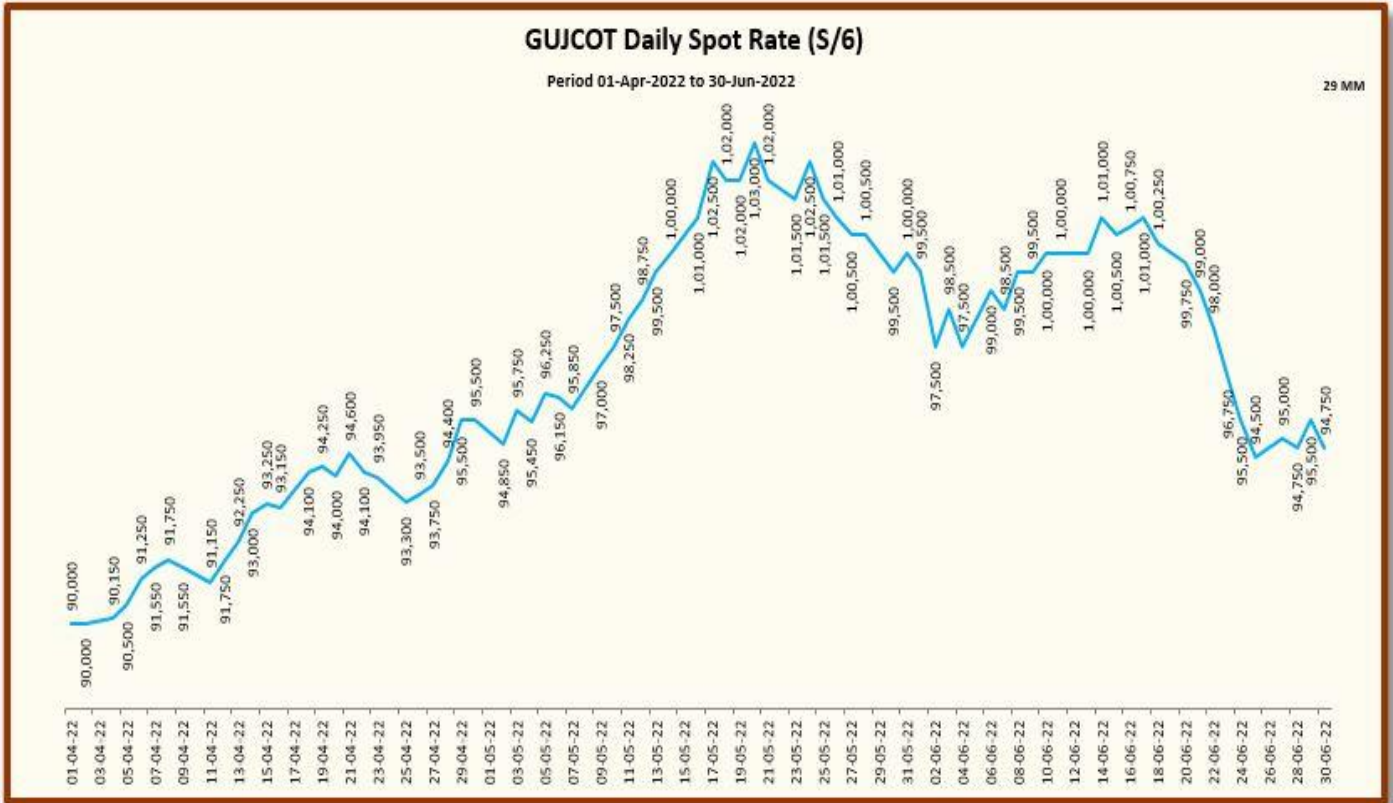
QUARTERLY RATE MOVEMENT Jun-2022

Gujarat Spot Rate Jun-2022				
Date	29-3.8	V-797	MCX Spot Rate	USD-INR Exchange Rate
01-06-2022	99,500	57,250	47,650	77.52
02-06-2022	97,500	56,250	46,490	77.60
03-06-2022	98,500	57,750	47,180	77.62
04-06-2022	97,500	58,250	47,180	77.62
06-06-2022	99,000	58,750	47,270	77.63
07-06-2022	98,500	59,250	47,090	77.71
08-06-2022	99,500	59,750	47,100	77.73
09-06-2022	99,500	59,750	47,690	77.76
10-06-2022	1,00,000	60,250	48,090	77.83
11-06-2022	1,00,000	60,750	48,090	77.83
13-06-2022	1,00,000	60,750	47,740	78.03
14-06-2022	1,01,000	60,750	47,780	77.98
15-06-2022	1,00,500	60,900	47,690	78.06
16-06-2022	1,00,750	60,900	47,960	78.07
17-06-2022	1,01,000	60,900	47,900	78.07
18-06-2022	1,00,250	60,900	47,900	78.07
20-06-2022	99,750	60,650	47,600	77.97
21-06-2022	99,000	60,500	47,410	78.07
22-06-2022	98,000	59,750	47,190	78.38
23-06-2022	96,750	58,000	46,380	78.30
24-06-2022	95,500	57,500	45,890	78.34
25-06-2022	94,500	56,500	45,890	78.34
27-06-2022	95,000	55,750	45,190	78.34
28-06-2022	94,750	55,750	45,160	78.77
29-06-2022	95,500	55,900	45,470	78.96
30-06-2022	94,750	55,900	45,470	78.96



GUJCOT TRADE ASSOCIATION

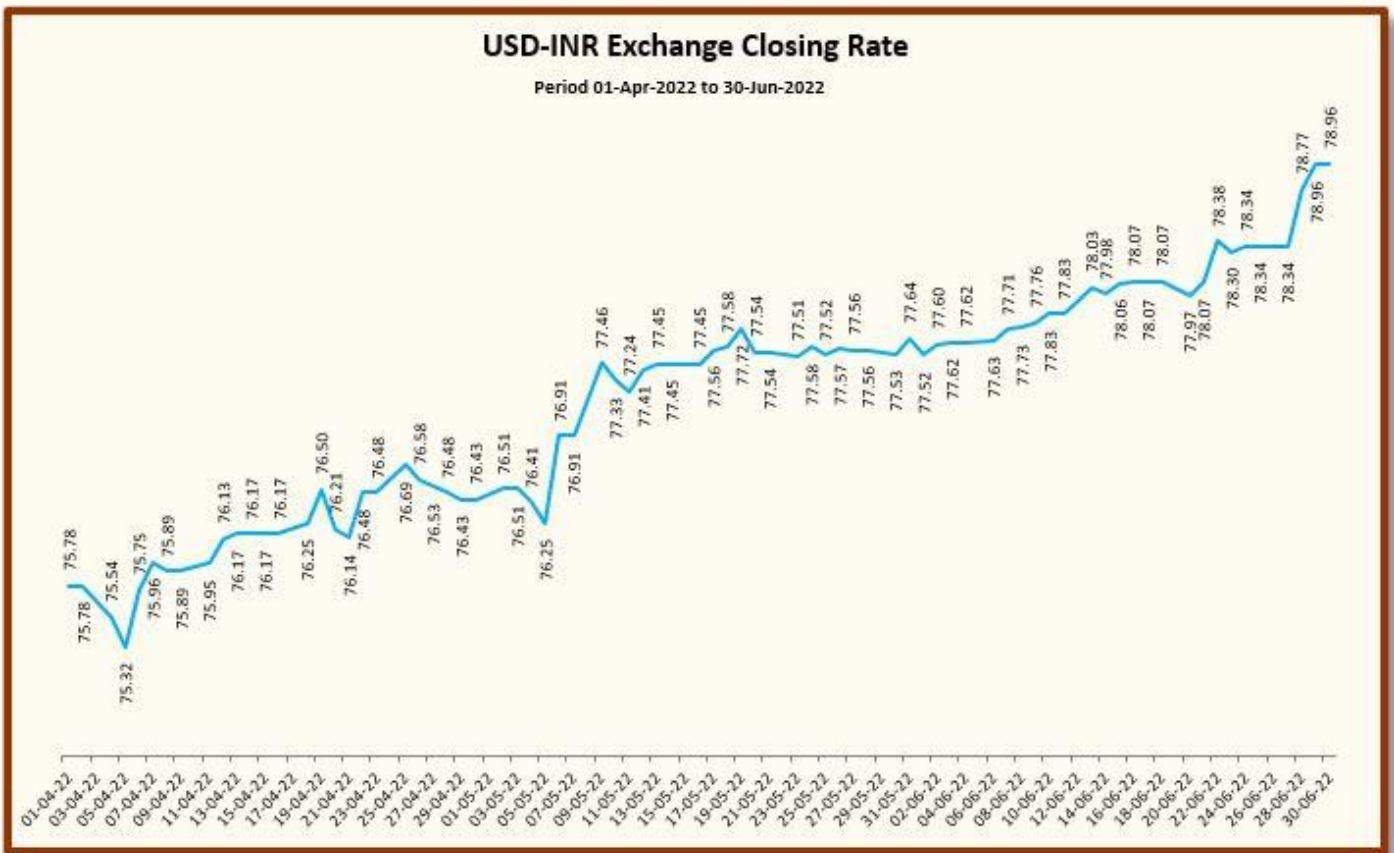
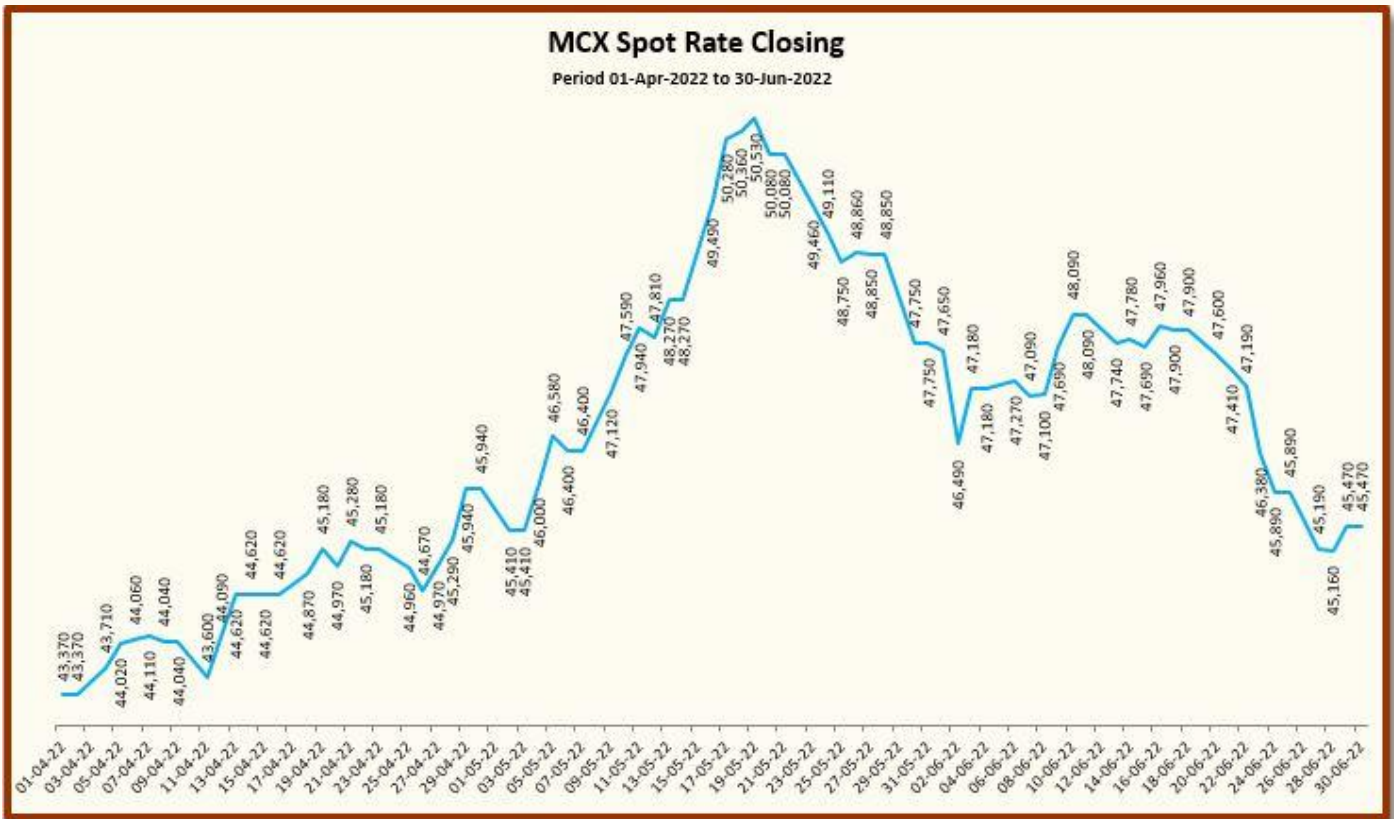
QUARTERLY RATE MOVEMENT Jun-2022





GUJCOT TRADE ASSOCIATION

QUARTERLY RATE MOVEMENT Jun-2022





GUJCOT TRADE ASSOCIATION

QUARTERLY RATE MOVEMENT Jun-2022

Foreign Cotton Indices & Futures			
Date	Cotlook	ICE	
	Spot Rate	Jul-22	Dec-22
01-06-22	156.95	136.06	118.43
02-06-22	156.95	139.11	120.10
03-06-22	156.95	138.18	117.90
06-06-22	156.20	137.74	119.80
07-06-22	156.10	136.95	119.88
08-06-22	155.35	140.62	122.54
09-06-22	159.10	146.51	124.93
10-06-22	164.55	145.06	122.36
13-06-22	163.05	145.66	122.81
14-06-22	163.55	143.48	120.65
15-06-22	161.30	143.18	117.92
16-06-22	161.05	143.53	119.23
17-06-22	161.30	143.45	118.29
20-06-22	161.30	143.45	118.29
21-06-22	161.30	143.51	113.85
22-06-22	156.50	143.32	108.07
23-06-22	150.50	136.32	102.01
24-06-22	144.30	103.76	98.05
27-06-22	140.20	100.35	94.05
28-06-22	136.00	100.12	93.48
29-06-22	135.50	104.28	97.48
30-06-22	139.30	103.94	98.84



GUJCOT TRADE ASSOCIATION

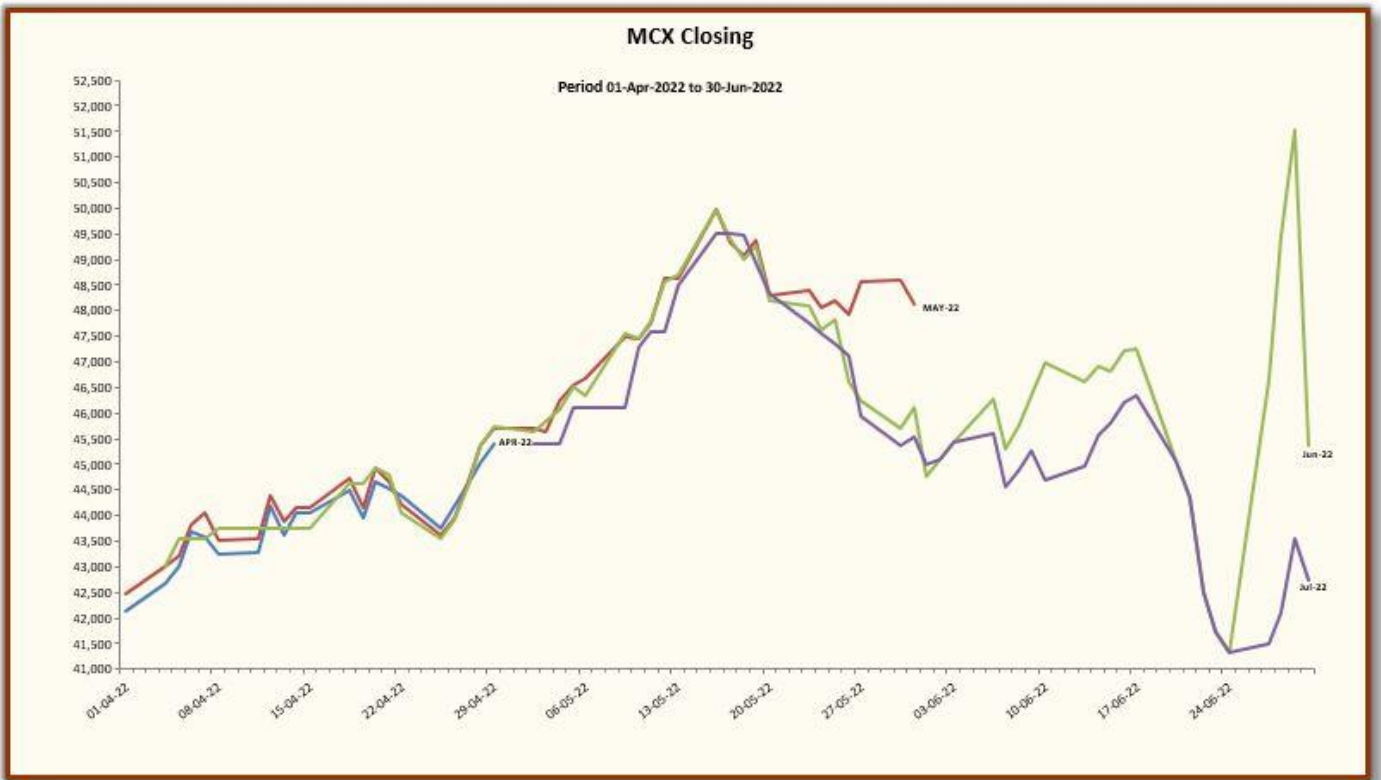
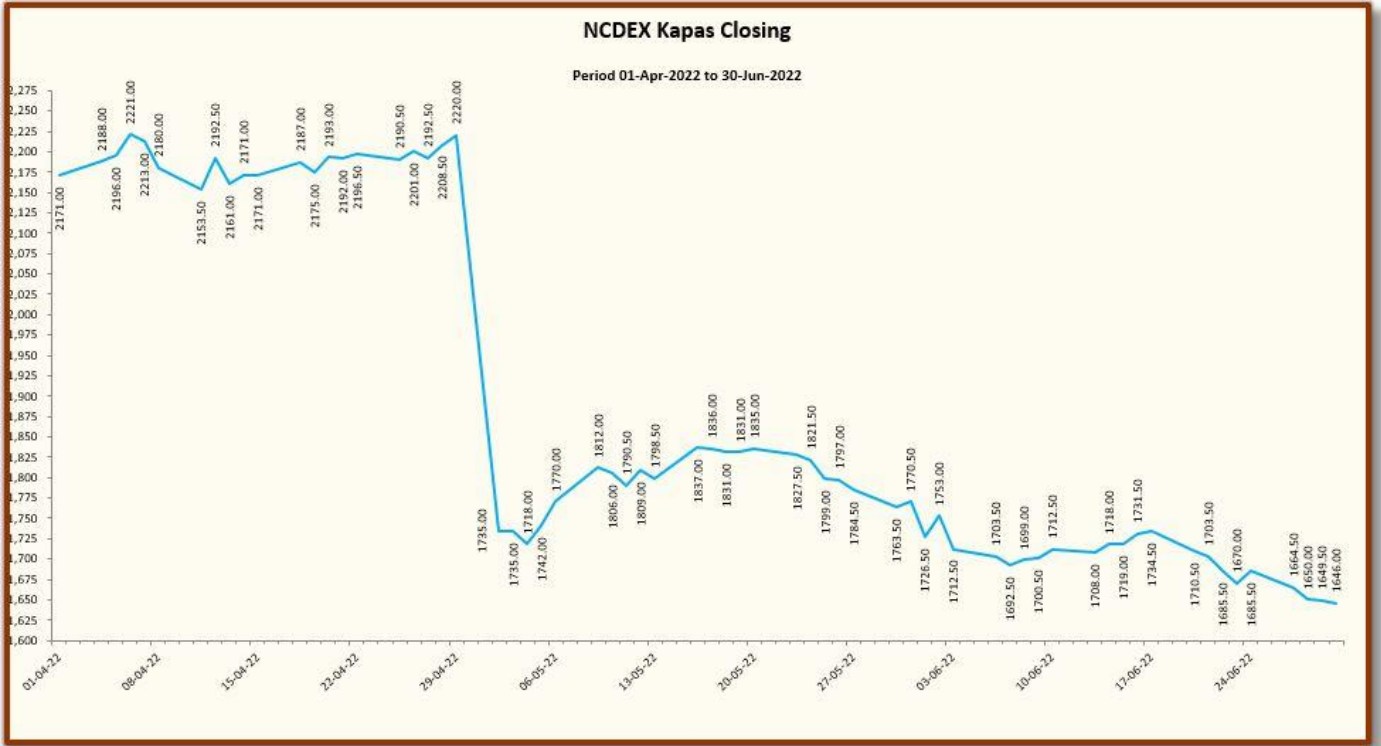
QUARTERLY RATE MOVEMENT Jun-2022

Indian Cotton Futures				
Date	NCDEX Kapas	MCX		
	30-Apr-23	Jun-22	Jul-22	Aug-22
01-06-2022	1726.50	44,760	45,000	45,000
02-06-2022	1753.00	45,110	45,110	43,690
03-06-2022	1712.50	45,430	45,430	44,770
06-06-2022	1703.50	46,280	45,620	44,770
07-06-2022	1692.50	45,290	44,550	44,770
08-06-2022	1699.00	45,780	44,890	44,460
09-06-2022	1700.50	46,360	45,270	45,100
10-06-2022	1712.50	46,970	44,700	45,100
13-06-2022	1708.00	46,600	44,980	45,100
14-06-2022	1718.00	46,910	45,580	45,100
15-06-2022	1719.00	46,820	45,790	45,100
16-06-2022	1731.50	47,220	46,220	45,100
17-06-2022	1734.50	47,260	46,330	45,100
20-06-2022	1710.50	45,070	45,070	45,100
21-06-2022	1703.50	44,360	44,360	44,600
22-06-2022	1685.50	42,510	42,510	42,820
23-06-2022	1670.00	41,720	41,720	40,260
24-06-2022	1685.50	41,330	41,330	39,100
27-06-2022	1664.50	46,660	41,510	39,800
28-06-2022	1650.00	49,450	42,120	38,820
29-06-2022	1649.50	51,520	43,560	39,110
30-06-2022	1646.00	45,370	42,730	38,950



GUJCOT TRADE ASSOCIATION

QUARTERLY RATE MOVEMENT Jun-2022





GUJCOT TRADE ASSOCIATION

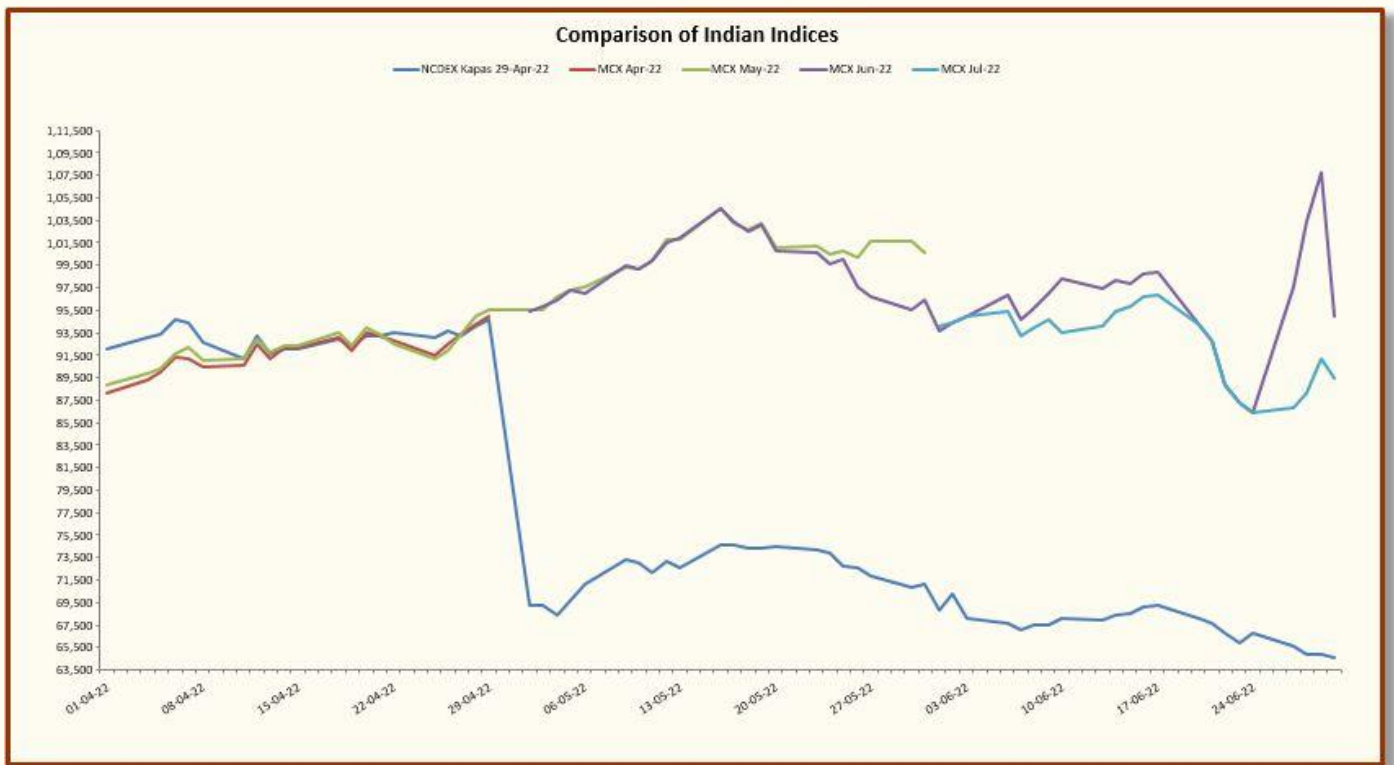
QUARTERLY RATE MOVEMENT Jun-2022

Indian Indices in Rs/Candy Rate				
Date	NCDEX Kapas	MCX		
	30-Apr-23	Jun-22	Jul-22	Aug-22
01-06-2022	67,211	93,624	94,127	94,127
02-06-2022	68,597	94,357	94,357	91,386
03-06-2022	66,479	95,026	95,026	93,645
06-06-2022	66,008	96,804	95,423	93,645
07-06-2022	65,433	94,733	93,185	93,645
08-06-2022	65,773	95,758	93,896	92,997
09-06-2022	65,851	96,971	94,691	94,336
10-06-2022	66,479	98,247	93,499	94,336
13-06-2022	66,244	97,473	94,085	94,336
14-06-2022	66,767	98,122	95,340	94,336
15-06-2022	66,819	97,933	95,779	94,336
16-06-2022	67,472	98,770	96,678	94,336
17-06-2022	67,629	98,854	96,908	94,336
20-06-2022	66,374	94,273	94,273	94,336
21-06-2022	66,008	92,788	92,788	93,290
22-06-2022	65,067	88,918	88,918	89,567
23-06-2022	64,256	87,266	87,266	84,212
24-06-2022	65,067	86,450	86,450	81,785
27-06-2022	63,969	97,599	86,826	83,250
28-06-2022	63,211	1,03,435	88,102	81,200
29-06-2022	63,184	1,07,764	91,114	81,806
30-06-2022	63,001	94,900	89,378	81,472



GUJCOT TRADE ASSOCIATION

QUARTERLY RATE MOVEMENT Jun-2022





GUJCOT TRADE ASSOCIATION

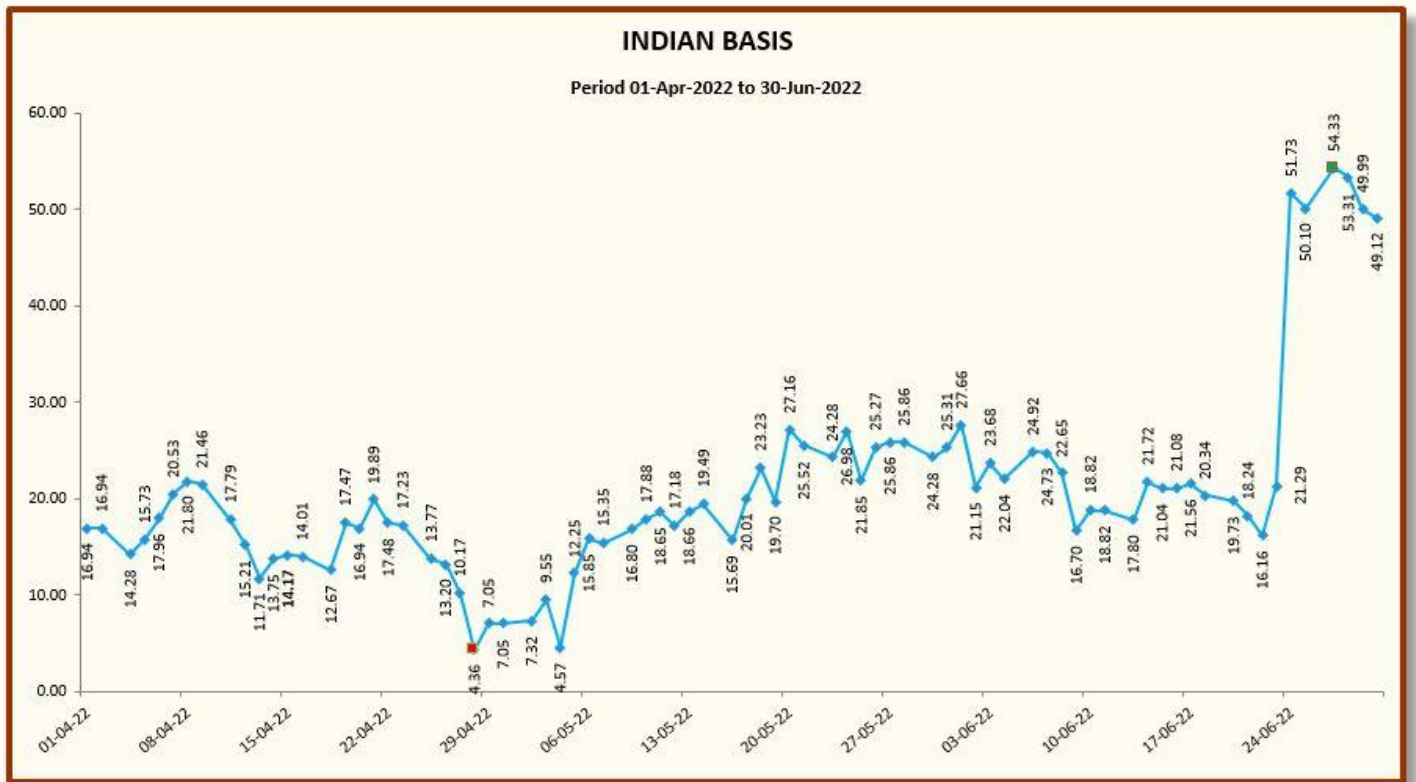
QUARTERLY RATE MOVEMENT Jun-2022

INDIAN BASIS					
DATE	29 MM	USD-INR	Cents/lb	ICE NEAREST FUTURE	BASIS
01-06-2022	99,500	77.52	163.72	136.06	27.66
02-06-2022	97,500	77.60	160.26	139.11	21.15
03-06-2022	98,500	77.62	161.86	138.18	23.68
04-06-2022	97,500	77.62	160.22	138.18	22.04
06-06-2022	99,000	77.63	162.66	137.74	24.92
07-06-2022	98,500	77.71	161.68	136.95	24.73
08-06-2022	99,500	77.73	163.27	140.62	22.65
09-06-2022	99,500	77.76	163.21	146.51	16.70
10-06-2022	1,00,000	77.83	163.88	145.06	18.82
11-06-2022	1,00,000	77.83	163.88	145.06	18.82
13-06-2022	1,00,000	78.03	163.46	145.66	17.80
14-06-2022	1,01,000	77.98	165.20	143.48	21.72
15-06-2022	1,00,500	78.06	164.22	143.18	21.04
16-06-2022	1,00,750	78.07	164.61	143.53	21.08
17-06-2022	1,01,000	78.07	165.01	143.45	21.56
18-06-2022	1,00,250	78.07	163.79	143.45	20.34
20-06-2022	99,750	77.97	163.18	143.45	19.73
21-06-2022	99,000	78.07	161.75	143.51	18.24
22-06-2022	98,000	78.38	159.48	143.32	16.16
23-06-2022	96,750	78.30	157.61	136.32	21.29
24-06-2022	95,500	78.34	155.49	103.76	51.73
25-06-2022	94,500	78.34	153.86	103.76	50.10
27-06-2022	95,000	78.34	154.68	100.35	54.33
28-06-2022	94,750	78.77	153.43	100.12	53.31
29-06-2022	95,500	78.96	154.27	104.28	49.99
30-06-2022	94,750	78.96	153.06	103.94	49.12



GUJCOT TRADE ASSOCIATION

QUARTERLY RATE MOVEMENT Jun-2022





GUJCOT TRADE ASSOCIATION

QUARTERLY RATE MOVEMENT Jun-2022

Team Gujcot thanks the Broker Panel

Shri Sujalbhai, Shri Pravinbhai, Shri Sandipbhai, Shri Ananbhai, Shri Ajaybhai, Shri Jatinbhai, Shri Manishbhai, Shri Anilbhai, Shri Niravbhai and Shri Mukeshbhai Purohit.

Report Sponsors:

Click on Sponsor's Logo to visit Sponsor's Website



Axita Cotton Limited

For, Gujcot Trade Association

Akash Shah

[President]

For, Gujcot Trade Association

Ajay Shah

[Secretary]