



# GUJCOT TRADE ASSOCIATION

WEEKLY REPORT 18-JAN-2020

## Market Movement from 13th Jan 2020 to 18th Jan 2020

- NY Future was highly volatile during this week. Last week close was well above 71 cents and manage up trend on Monday as trade deal date was closer. After trade deal market not see any bullish effect as tariff was continue from both side and after declaration of document market booked the profit and lost near 100 point. But speculators increase their long with all positive fundamentals.
- Better U.S. Export Sales, deal with Mexico and Canada, some below expectation but something is better than nothing phase one deal with china, these all positive fundamentals lift the march contract again and manage to stay just shy below of pre Friday close with only 6 point loss W/W.
- U.S. Export Sales was very good and shipment also pick up the pace. Cumulative sales new stand on 1,22,47,433 running bales.
- Indian physical market was more volatile during week. Week start Gujarat Spot Rate Shankar-6 with 40,750 and cross once 41,000 but fail to sustain. As ginner were too long so liquidate on 16<sup>th</sup> after disappointing trade deal. With support of C.C.I. purchase, Kapas rate remain firm and again recover in later part of week.
- As declining cotton and cotton seed rate put ginner in disparity to sale. On export front yet India is not doing well but as basis came attractive some speed has picked up.
- All India arrival during festival of sankranti, lohdi and pongal remain some lower near 1-25,000 bales a day. But in remain days it cross again 2,00,000 bales.
- Gujarat arrivals remain steady near 50,000 to 65,000 bales a day.
- Gujcot Spot Rate was remained between 40,250 to 40,950 Rs/Candy.
- Indian basis remained between 1.16 to 2.81.
- Indian Rupee remained stable between 70.81 to 71.08 during this week.



# GUJCOT TRADE ASSOCIATION

## WEEKLY REPORT

18-JAN-2020

### Global

#### US Weekly Export Sales

- Net UPLAND sales of 2,32,900 RB for 2019-2020 were up 53 percent from the previous week and 19 percent from the prior 4-week average. Increases primarily for Vietnam (71,600 RB), Pakistan (34,800 RB), Turkey (29,500 RB), Taiwan (27,500 RB), and Bangladesh (25,000 RB), were offset by reductions for Malaysia (6,200 RB) and Japan (1,400 RB).
- For 2020-2021, net UPLAND sales of 14,500 RB were for Honduras (10,100 RB) and Vietnam (4,400 RB). Exports of 3,01,700 RB were up 43 percent from the previous week and 42 percent from the prior 4-week average.
- UPLAND Exports were primarily to Vietnam (86,800 RB), Pakistan (47,100 RB), Turkey (39,100 RB), China (24,700 RB), and Indonesia (19,800 RB).
- Net sales of PIMA totaling 34,300 RB--a marketing-year high--were up noticeably from the previous week and from the prior 4-week average. Increases primarily for China (13,200 RB), India (8,000 RB), Vietnam (6,400 RB), Pakistan (4,200 RB), and Turkey (1,500 RB), were offset by reductions for Japan (100 RB).
- PIMA Exports of 7,700 RB were up 42 percent from the previous week, but down 3 percent from the prior 4-week average. The primary destinations were Pakistan (2,300 RB), India (1,100 RB), Vietnam (900 RB), El Salvador (900 RB), and Bangladesh (800 RB).

US Export Sales	09-Jan-2020
<b>Marketing Year 2019-20</b>	
Upland Gross Sales	2,39,600
Cancellation	6,600
<b>Net Upland Sales</b>	<b>2,33,000</b>
PIMA Gross Sales	34,400
Cancellation	100
<b>Net PIMA Sales</b>	<b>34,300</b>
Total Gross Sales	2,74,000
Total Cancellation	6,700
<b>Total Net Sales</b>	<b>2,67,300</b>
<b>Shipments</b>	
UPLAND	3,01,700
PIMA	7,700
<b>Total Shipment</b>	<b>3,09,400</b>
<b>Marketing Year 2020-21</b>	
Net Upland Sales	14,500
Net PIMA Sales	0
<b>Total Net Sales</b>	<b>14,500</b>
All Figures in US Running Bale	



# GUJCOT TRADE ASSOCIATION

## WEEKLY REPORT 18-JAN-2020

Gujarat Spot Rate Weekly Changes						
Variety	Staple Length	Mic.	11-01-2020	18-01-2020	Change	Change (in Per.)
					W/W	W/W
Shankar 6	29 mm	3.8	40,750	40,650	-100	-0.25%
V-797	13 % Trash		33,600	33,500	-100	-0.30%
MCX Spot Rate			19,400	19,340	-60	-0.31%
USD-INR Exchange			70.94	71.08	0.14	0.20%

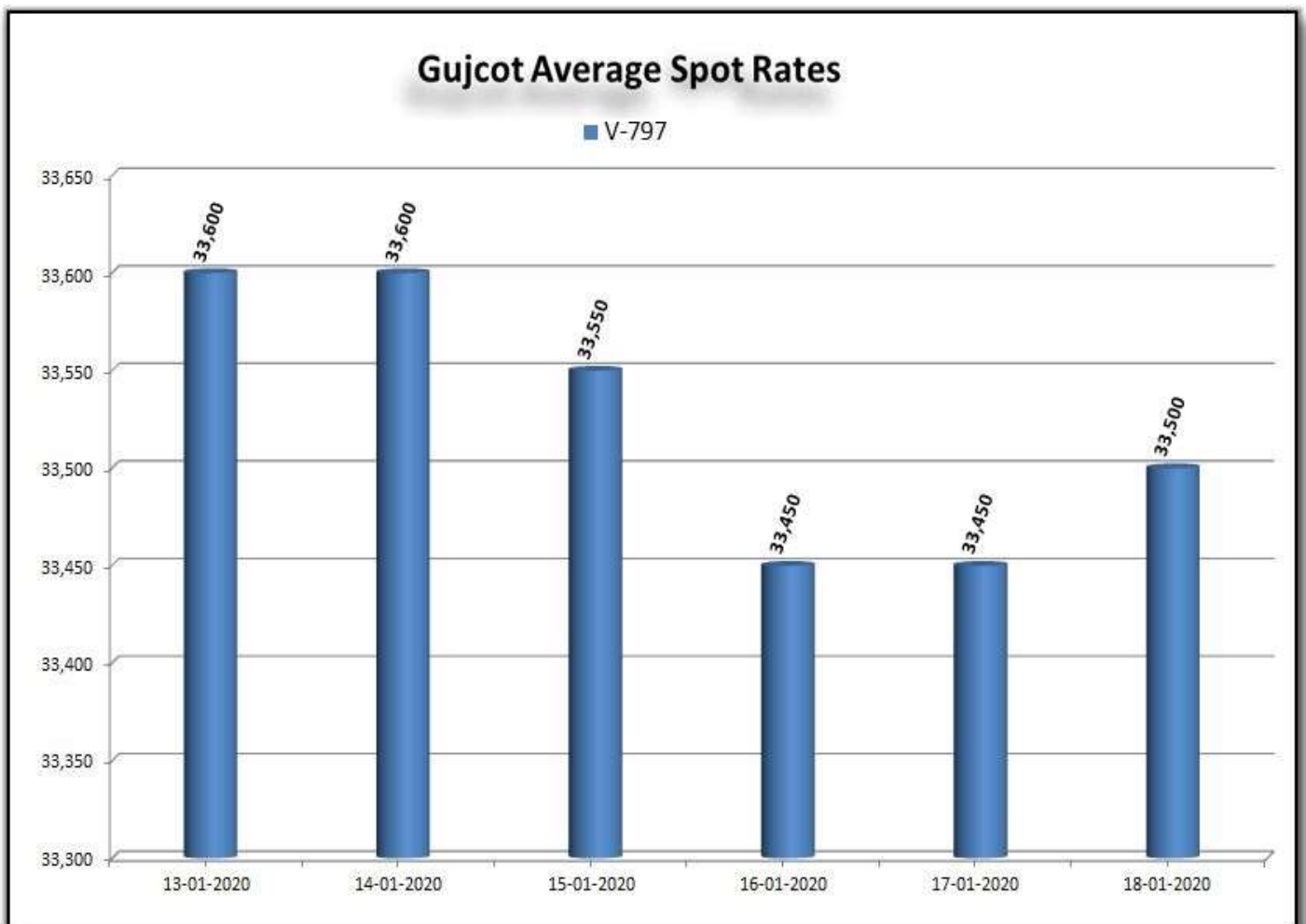
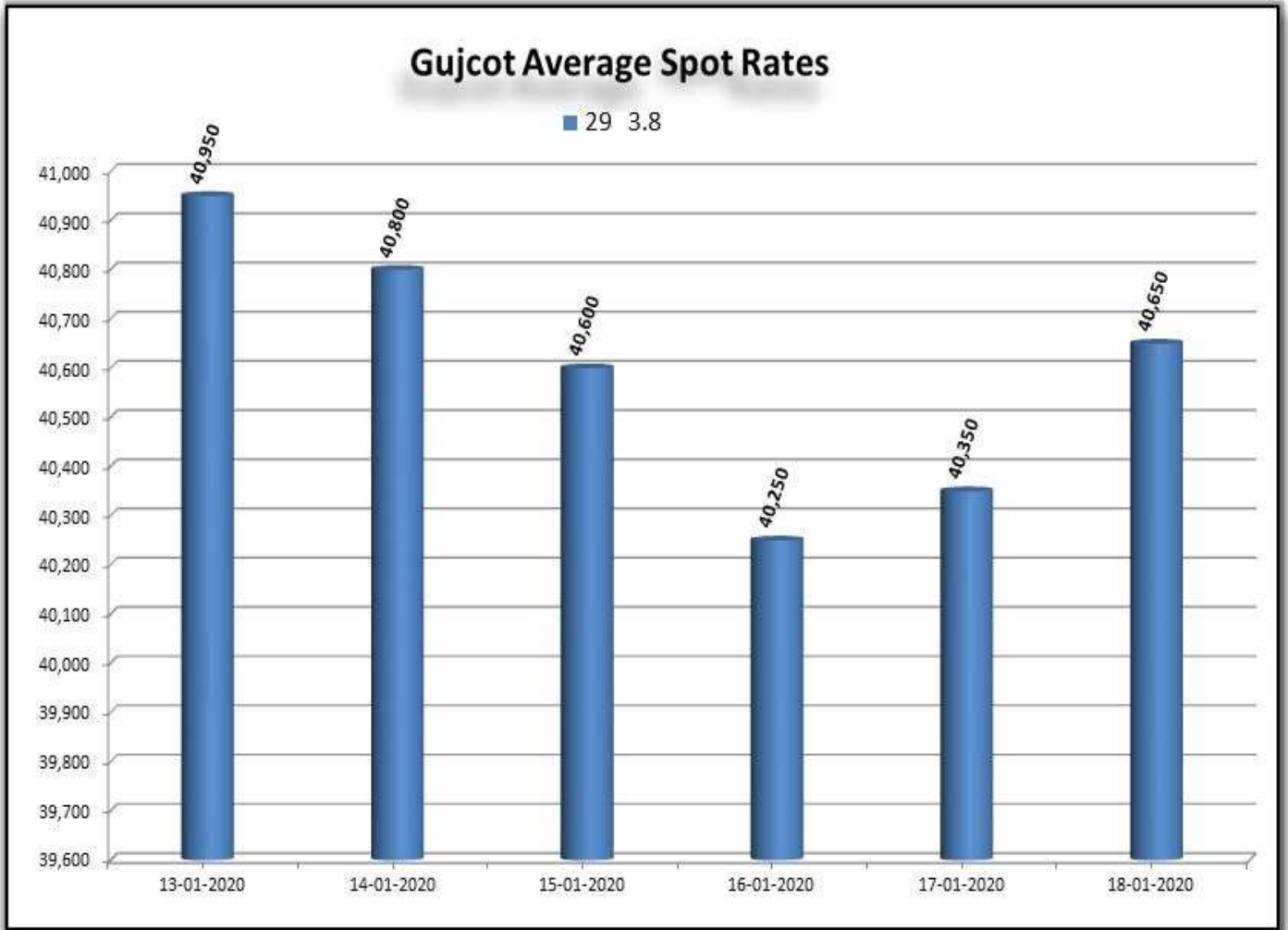
Average Rate of Last week					
Variety	Staple Length	Mic.	Price Range		Average Of 6 Days
			Low	High	
Shankar 6	29	3.8	40,250	40,950	40,600
Shankar 6	28.5	3.7	No Quote	No Quote	No Quote
Shankar 6	28	3.6	No Quote	No Quote	No Quote
Shankar 6	27	3.2	No Quote	No Quote	No Quote
Shankar 6	26	3.0	No Quote	No Quote	No Quote
V-797	13% Trash		33,450	33,600	33,525
MCX Spot Rate			19,340	19,570	19,457
USD Exchange Rate			70.81	71.08	70.94

Rate of Last Week				
Date	29 3.8	V-797	MCX Spot Rate	USD-INR Exchange
13-01-2020	40,950	33,600	19,570	70.86
14-01-2020	40,800	33,600	19,570	70.88
15-01-2020	40,600	33,550	19,570	70.81
16-01-2020	40,250	33,450	19,350	70.91
17-01-2020	40,350	33,450	19,340	71.08
18-01-2020	40,650	33,500	19,340	71.08



# GUJCOT TRADE ASSOCIATION

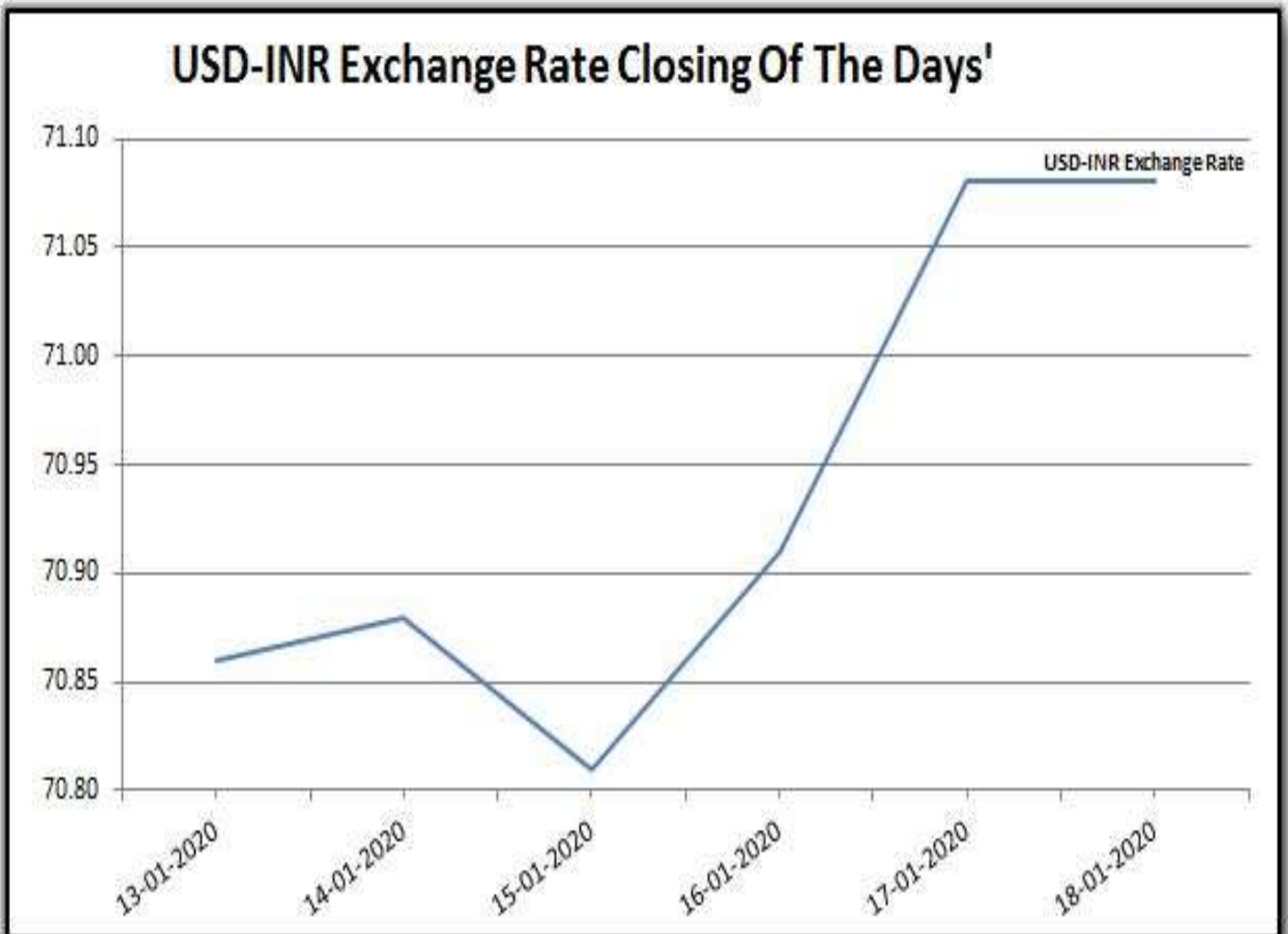
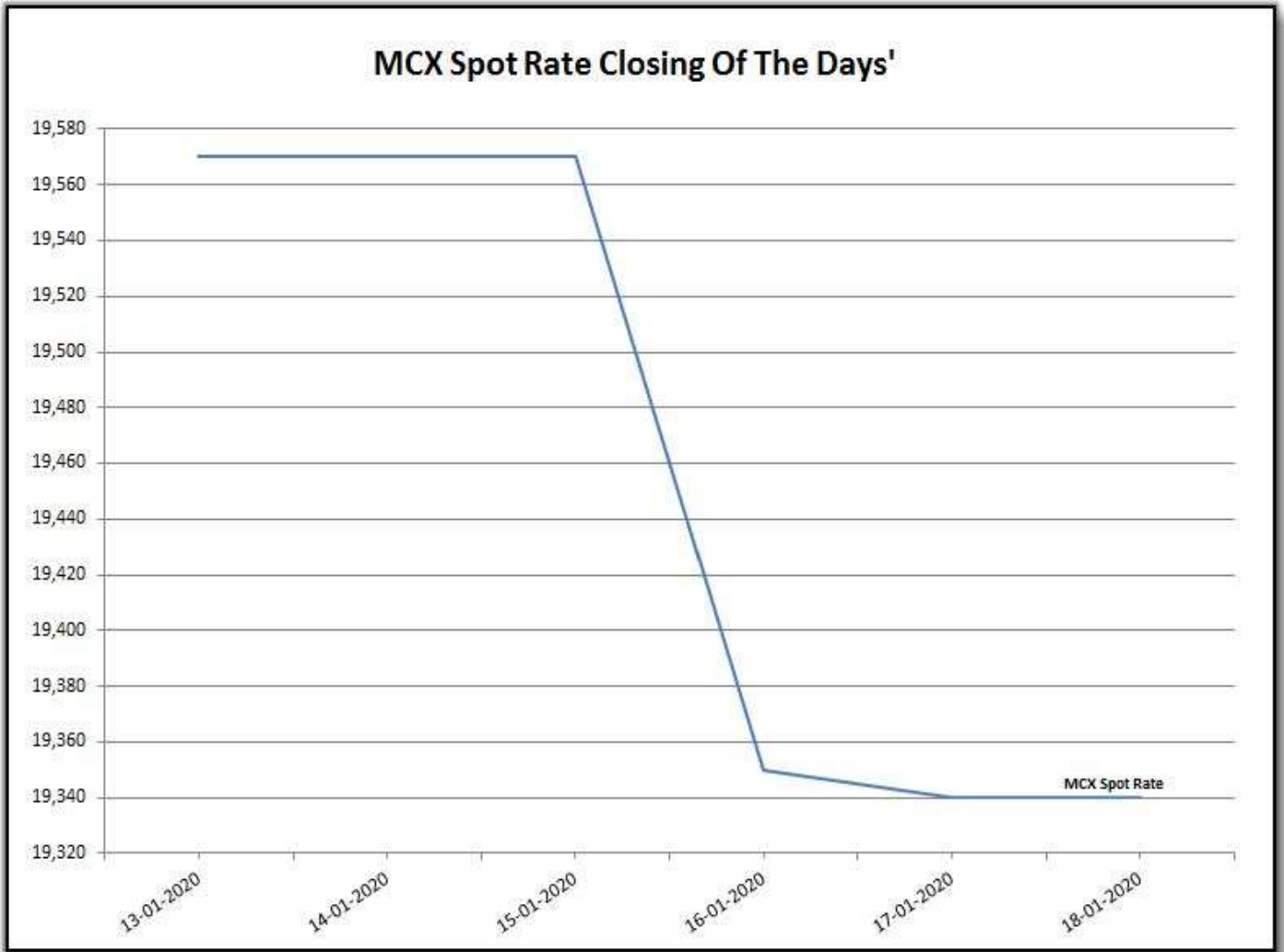
## WEEKLY REPORT 18-JAN-2020





# GUJCOT TRADE ASSOCIATION

## WEEKLY REPORT 18-JAN-2020

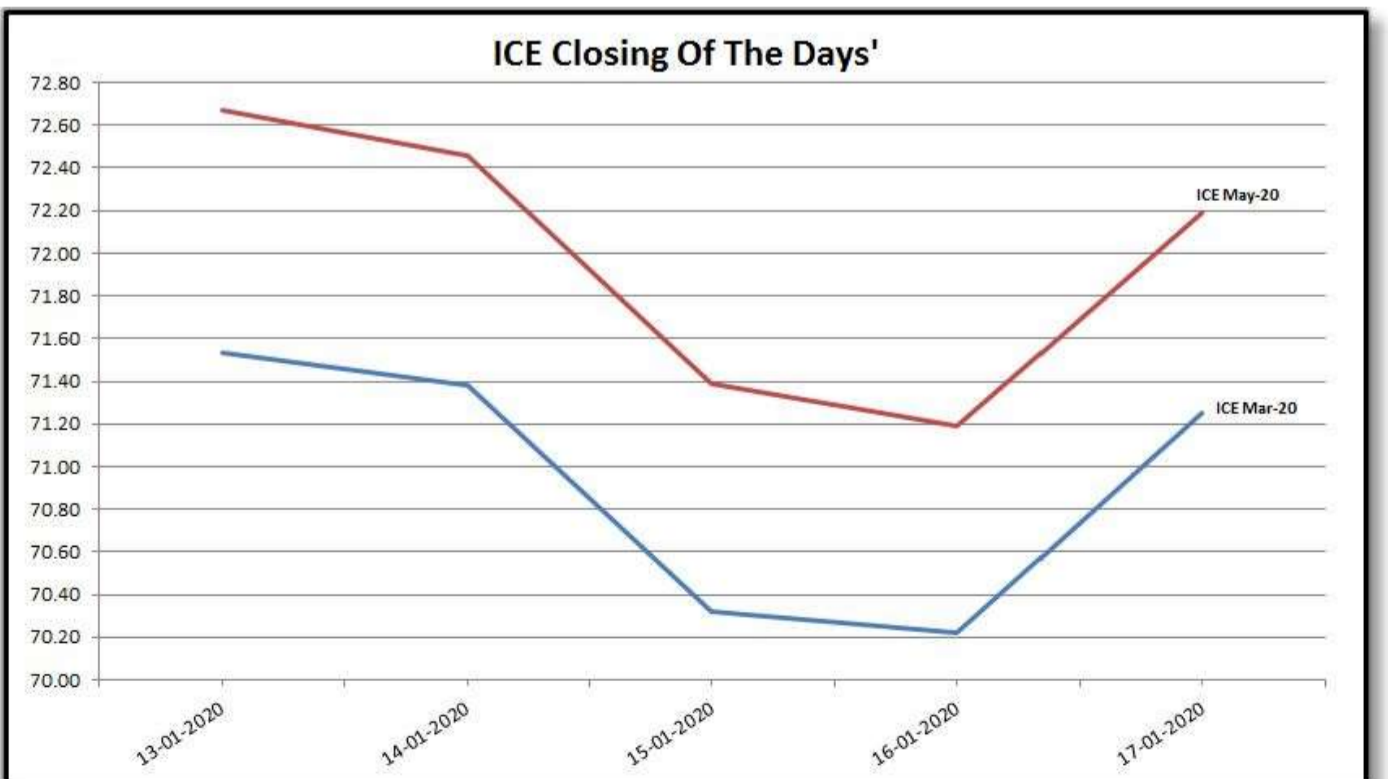
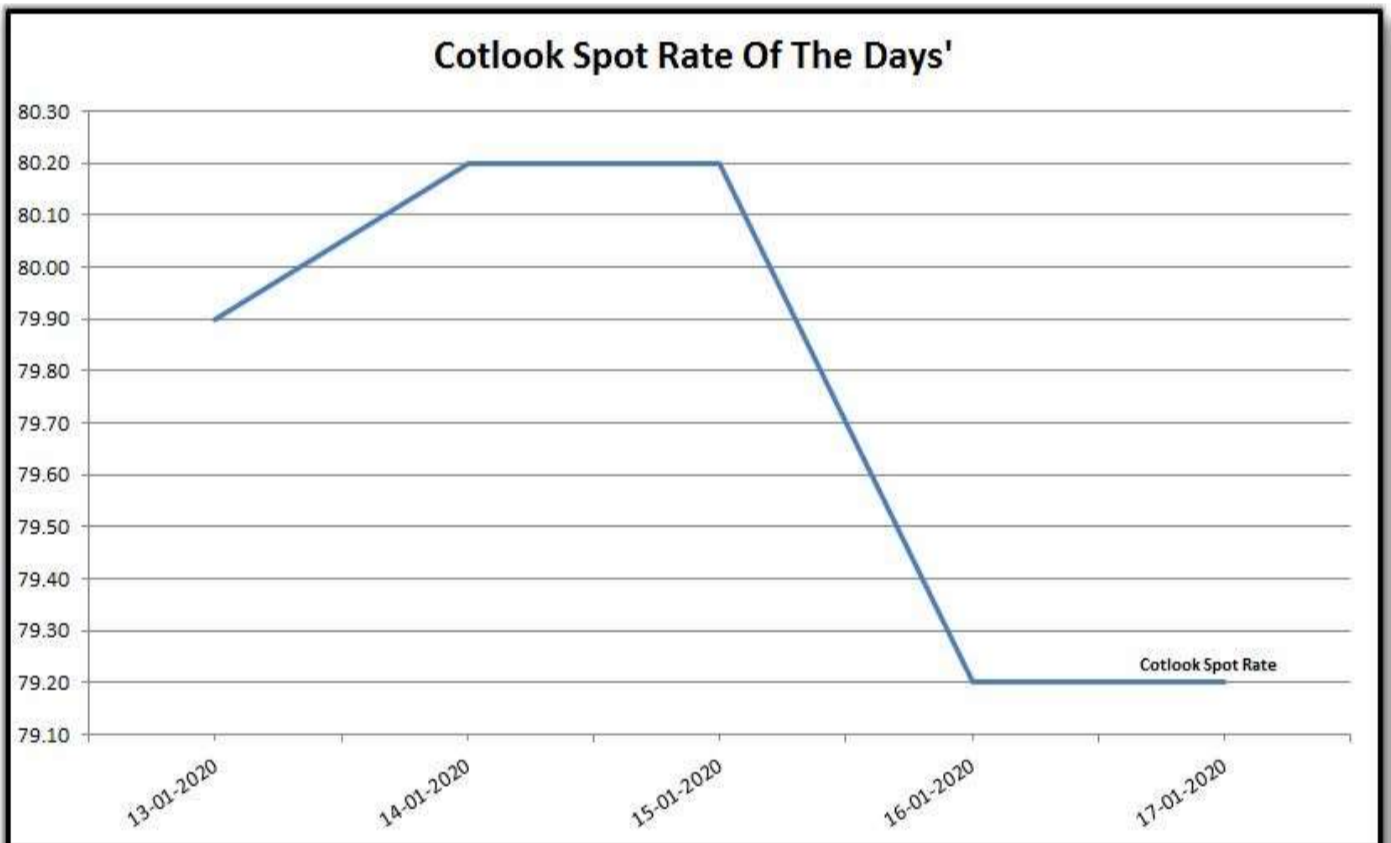




# GUJCOT TRADE ASSOCIATION

## WEEKLY REPORT 18-JAN-2020

Foreign Indices			
Date	Cotlook	ICE	
	Spot Rate	Mar-20	May-20
13-01-2020	79.90	71.53	72.67
14-01-2020	80.20	71.38	72.46
15-01-2020	80.20	70.32	71.39
16-01-2020	79.20	70.22	71.19
17-01-2020	79.20	71.25	72.19



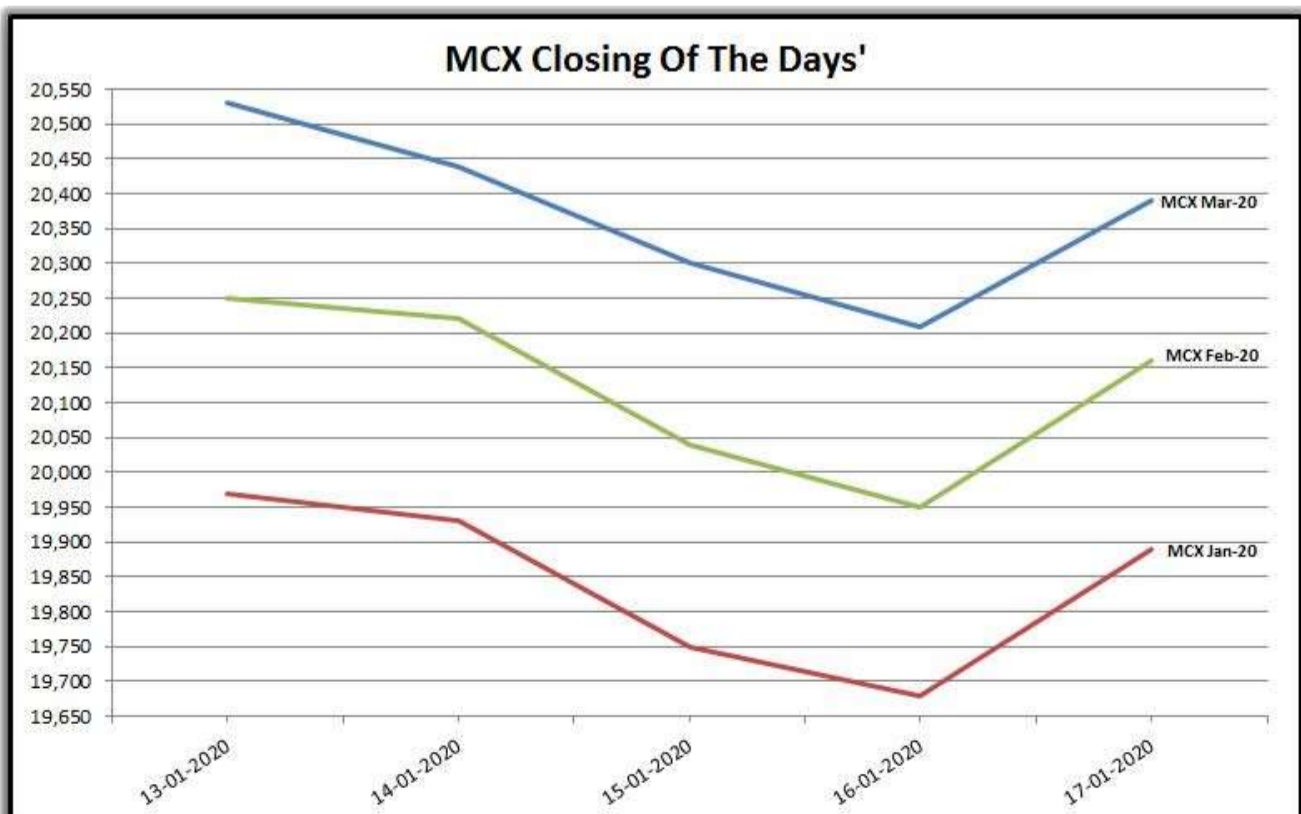
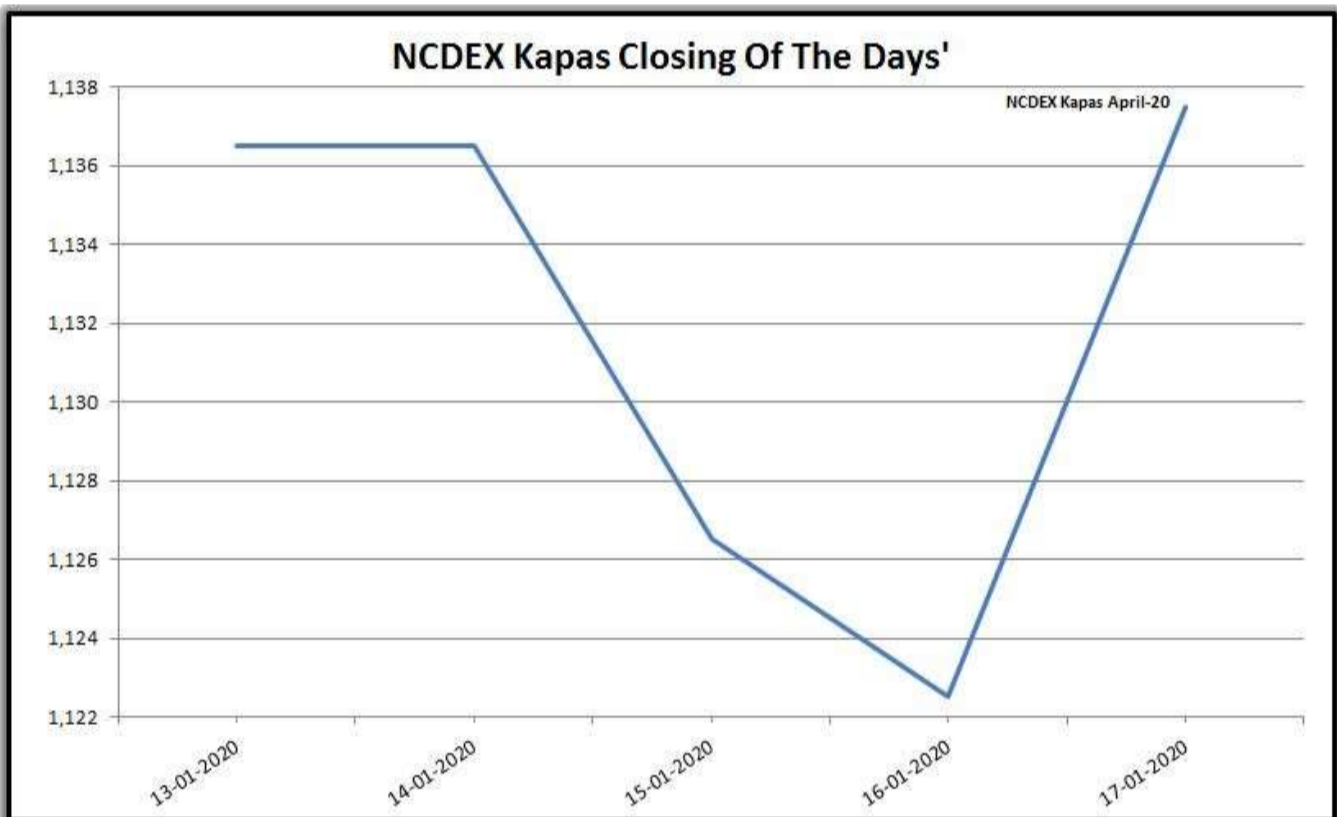


# GUJCOT TRADE ASSOCIATION

## WEEKLY REPORT 18-JAN-2020

### Indian Indices

Date	NCDEX Kapas	MCX		
	30-Apr-2020	Jan-20	Feb-20	Mar-20
13-01-2020	1,136.50	19,970	20,250	20,530
14-01-2020	1,136.50	19,930	20,220	20,440
15-01-2020	1,126.50	19,750	20,040	20,300
16-01-2020	1,122.50	19,680	19,950	20,210
17-01-2020	1,137.50	19,890	20,160	20,390



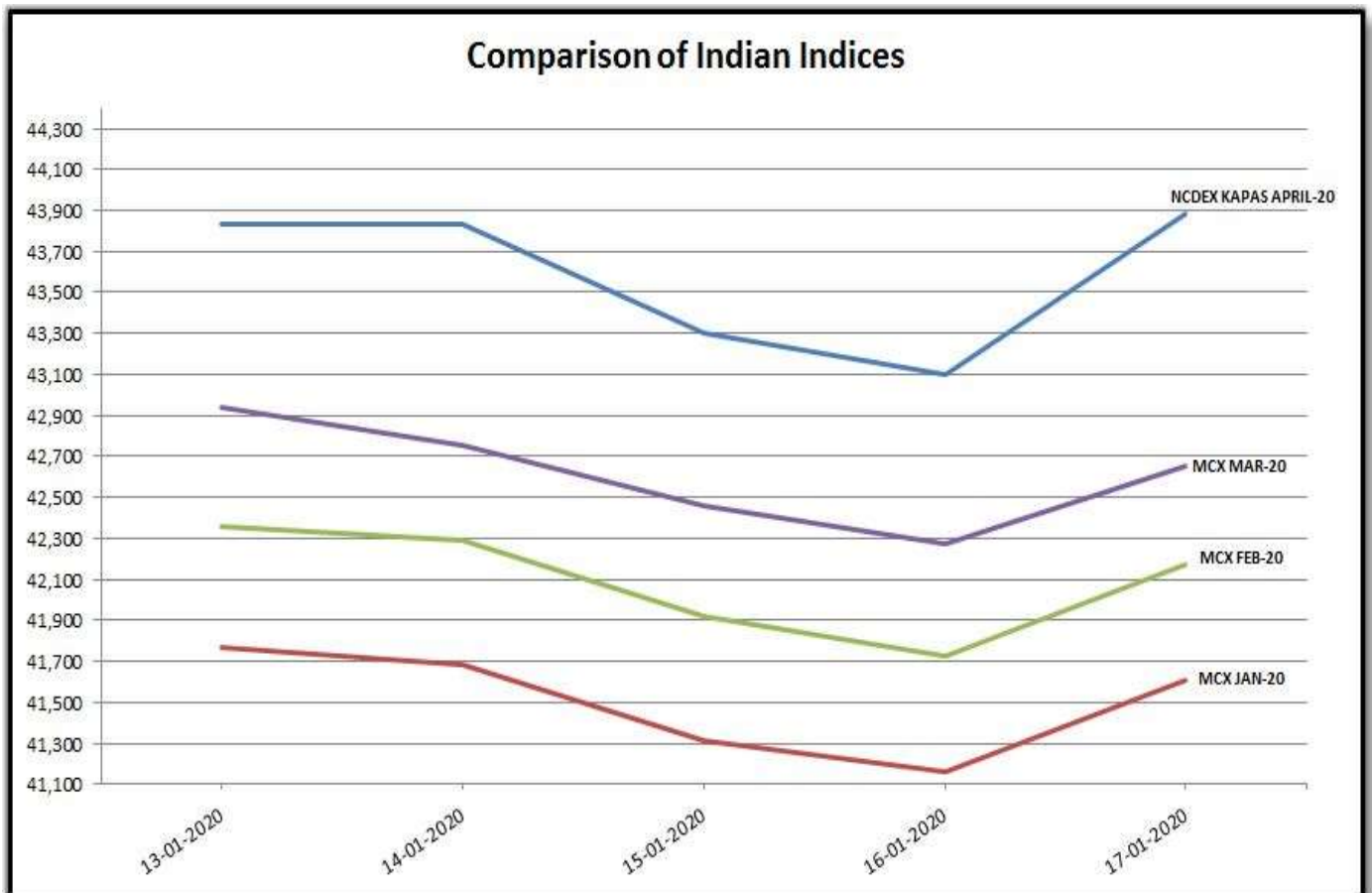


# GUJCOT TRADE ASSOCIATION

## WEEKLY REPORT 18-JAN-2020

Indian Indices in Candy Rate				
Date	NCDEX Kapas	MCX		
	April	Jan-20	Feb-20	Mar-20
13-01-2020	43,829	41,771	42,357	42,943
14-01-2020	43,829	41,688	42,294	42,754
15-01-2020	43,306	41,311	41,918	42,462
16-01-2020	43,097	41,165	41,729	42,273
17-01-2020	43,881	41,604	42,169	42,650

Remark :- For NCDEX Kapas we have taken seed rate 525/20 Kg to convert in Candy.



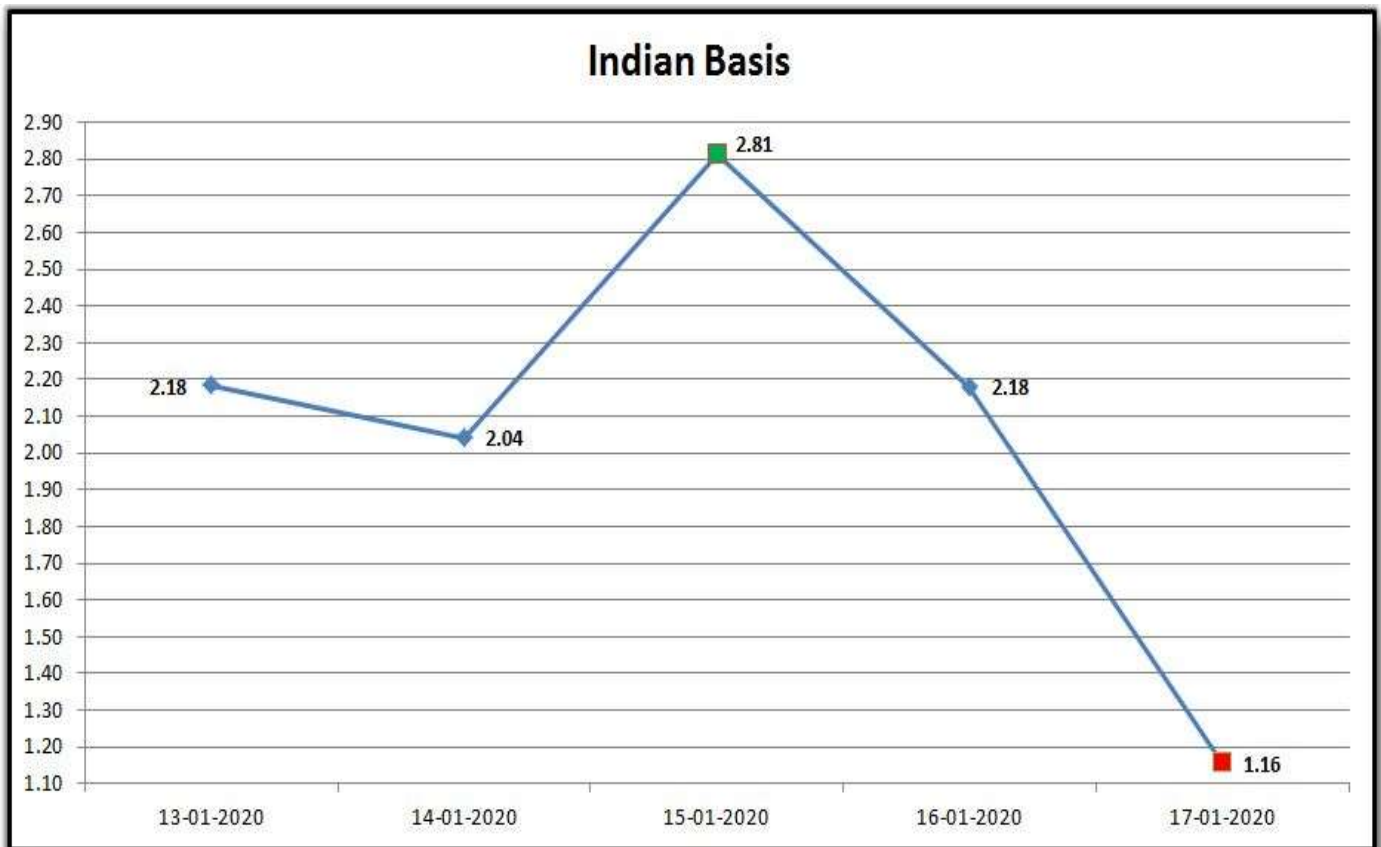




# GUJCOT TRADE ASSOCIATION

## WEEKLY REPORT 18-JAN-2020

Indian Basis					
DATE	29 MM	USD-INR	CENTS/LB	ICE MAR	BASIS
13-01-2020	40,950	70.86	73.71	71.53	2.18
14-01-2020	40,800	70.88	73.42	71.38	2.04
15-01-2020	40,600	70.81	73.13	70.32	2.81
16-01-2020	40,250	70.91	72.40	70.22	2.18
17-01-2020	40,350	71.08	72.41	71.25	1.16





# GUJCOT TRADE ASSOCIATION

WEEKLY REPORT

18-JAN-2020

## IN THE WEEK AHEAD

- Friday (January 17) at 2:30 p.m. Central – Commitments of Traders
- Thursday at 2:30 p.m. Central – Cotton-On-Call
- Friday at 7:30 a.m. Central – Export Sales Report

One stop solution for all cotton related reports and information.

Visit <https://www.gujcot.com>. It's updated every day in real time.

You can view

- Gujarat Daily Spot Rate at 5:30 pm and Historical Data
- Gujarat Latest Pressing Report and Historical Data
- Daily Weather Report
- Cotton Advisory Board Balance sheet and Area, Production, Yield reports from cotton season 1991-1992 to 2017-2018 estimate available from Menu->Reports
- All Historical Gujcot Weekly Reports Menu->Reports
- All India Cotton Sowing data
- Gujarat Cotton Sowing District wise Report
- US Export Sales Report
- US Crop Progress Report
- China Cotton Auction Update
- International Cotton Indices and Spot Rates.
- USDA WASDE Report
- ICE Cotton On Call Report
- And All other National & International reports and upcoming events

## Report Sponsors:

Click on Sponsor's Logo to visit Sponsor's Website



Report prepared by

Kalpesh Patel

Manager

Gujcot Trade Association