



# GUJCOT TRADE ASSOCIATION

WEEKLY REPORT 19-OCT-2019

## Market Movement from 14th Oct 2019 to 19th Oct 2019

- On Monday week started with panic selling but next four days market closed in positive area and was able to close above 65 cents mark. W/W Dec NY gained 128 points or 2% with US china phase one trade deal and better export sales.
- US Export Sales was better. Yet Chinese buyer are not participant during this week's US Export Sales. Although US Export Sales stands over 9 M bales.
- Indian physical market remained steady to firm with current requirement of domestic consumers. Indian basis is now becoming competitive to get export orders from abroad.
- We have started giving New Crop Spot Rate from 16<sup>th</sup> October.
- Indian arrivals are increasing with nearly 70,000 bales per day reported major arrivals in North India also supported by central India.
- Gujarat Shankar new crop remained steady to firm near 39,200 to 39,400. Quality is improving day by day
- Indian basis remained between 5.54 to 5.30.
- Gujarat 29 mm Cotton sold between 39,250 to 39,400 Rs/Candy.
- All India daily arrivals remained between 65,000 to 75,000 bales.
- Daily arrivals in Gujarat were nearly 10,000 to 12,000 bales.
- Indian Rupee remained stable between 71.14 to 71.54 during this week.



# GUJCOT TRADE ASSOCIATION

## WEEKLY REPORT 19-OCT-2019

### Global

#### US Weekly Export Sales

- Net UPLAND sales of 2,06,500 RB for 2019-2020 were up 9 percent from the previous week and 36 percent from the prior 4-week average. Increases primarily for Vietnam (1,08,800 RB, including 1,600 RB switched from Japan and decreases of 2,200 RB), Pakistan (64,800 RB), Bangladesh (13,900 RB), Thailand (10,600 RB), and South Korea (4,300 RB), were partially offset by reductions for Japan (2,600 RB) and Taiwan (200 RB).
- UPLAND Exports of 1,51,600 RB were up 2 percent from the previous week, but down 6 percent from the prior 4-week average. Exports were primarily to Vietnam (35,700 RB), Mexico (15,800 RB), Pakistan (14,800 RB), Bangladesh (11,200 RB), and Turkey (9,900 RB).
- Net sales of PIMA totaling 4,600 RB were down 52 percent from the previous week and 54 percent from the prior 4-week average. Increases primarily for India (1,300 RB), Thailand (900 RB), El Salvador (800 RB), Turkey (500 RB), and Pakistan (400 RB), were partially offset by reductions for Greece (300 RB).
- PIMA Exports of 6,000 RB were down 42 percent from the previous week and 28 percent from the prior 4-week average. The primary destinations were India (3,700 RB), Pakistan (1,100 RB), Bangladesh (400 RB), Thailand (400 RB), and Italy (300 RB).

US Export Sales	10-Oct-2019
<b>Marketing Year 2019-20</b>	
Upland Gross Sales	2,08,900
Cancellation	2,400
<b>Net Upland Sales</b>	<b>2,06,500</b>
PIMA Gross Sales	4,600
Cancellation	0
<b>Net PIMA Sales</b>	<b>4,600</b>
Total Gross Sales	2,13,500
Total Cancellation	2,400
<b>Total Net Sales</b>	<b>2,11,100</b>
<b>Shipments</b>	
UPLAND	1,51,600
PIMA	6,000
<b>Total Shipment</b>	<b>1,57,600</b>
<b>Marketing Year 2020-21</b>	
Net Upland Sales	0
Net PIMA Sales	0
<b>Total Net Sales</b>	<b>0</b>
All Figures in US Running Bale	



# GUJCOT TRADE ASSOCIATION

## WEEKLY REPORT 19-OCT-2019

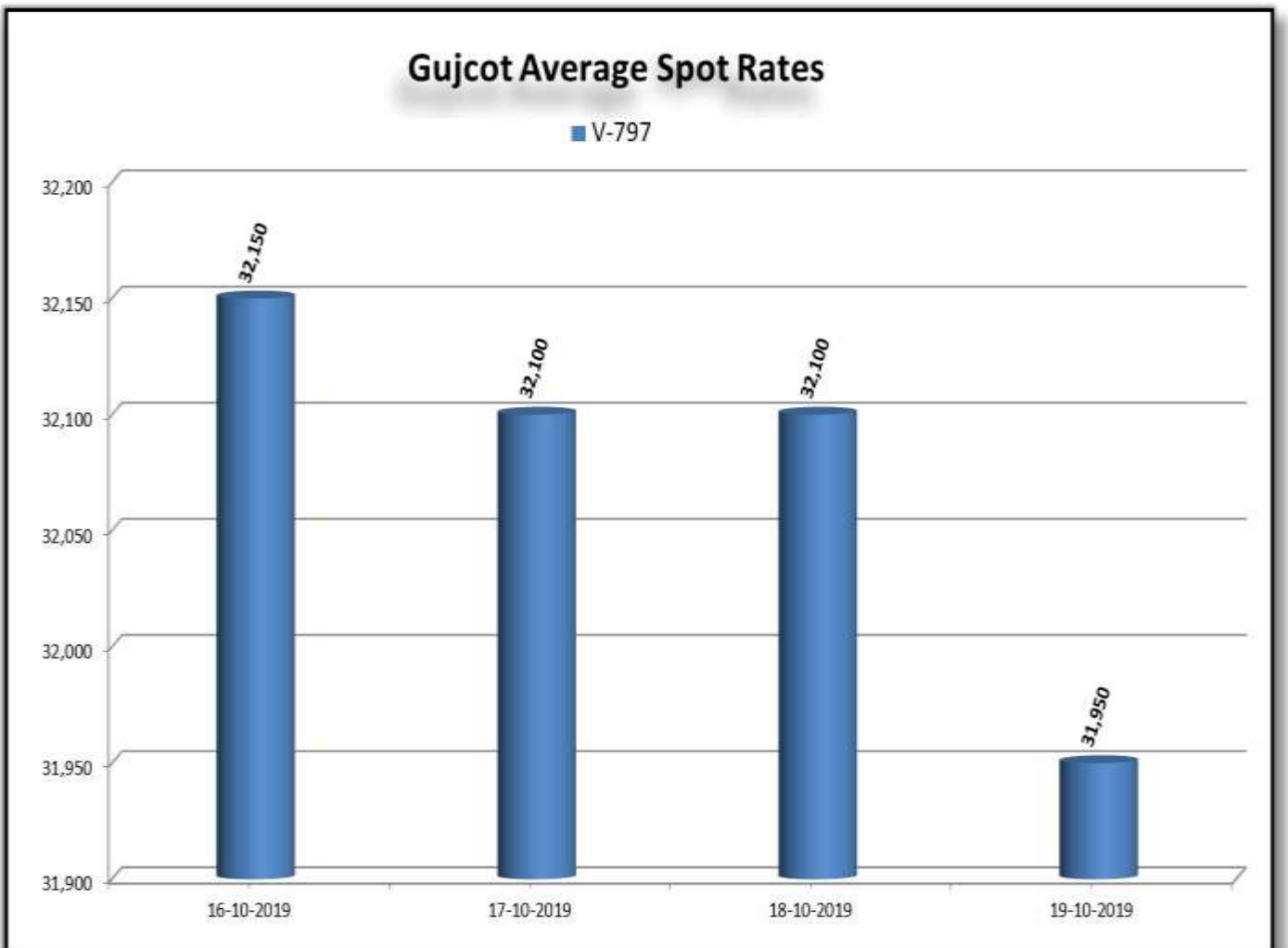
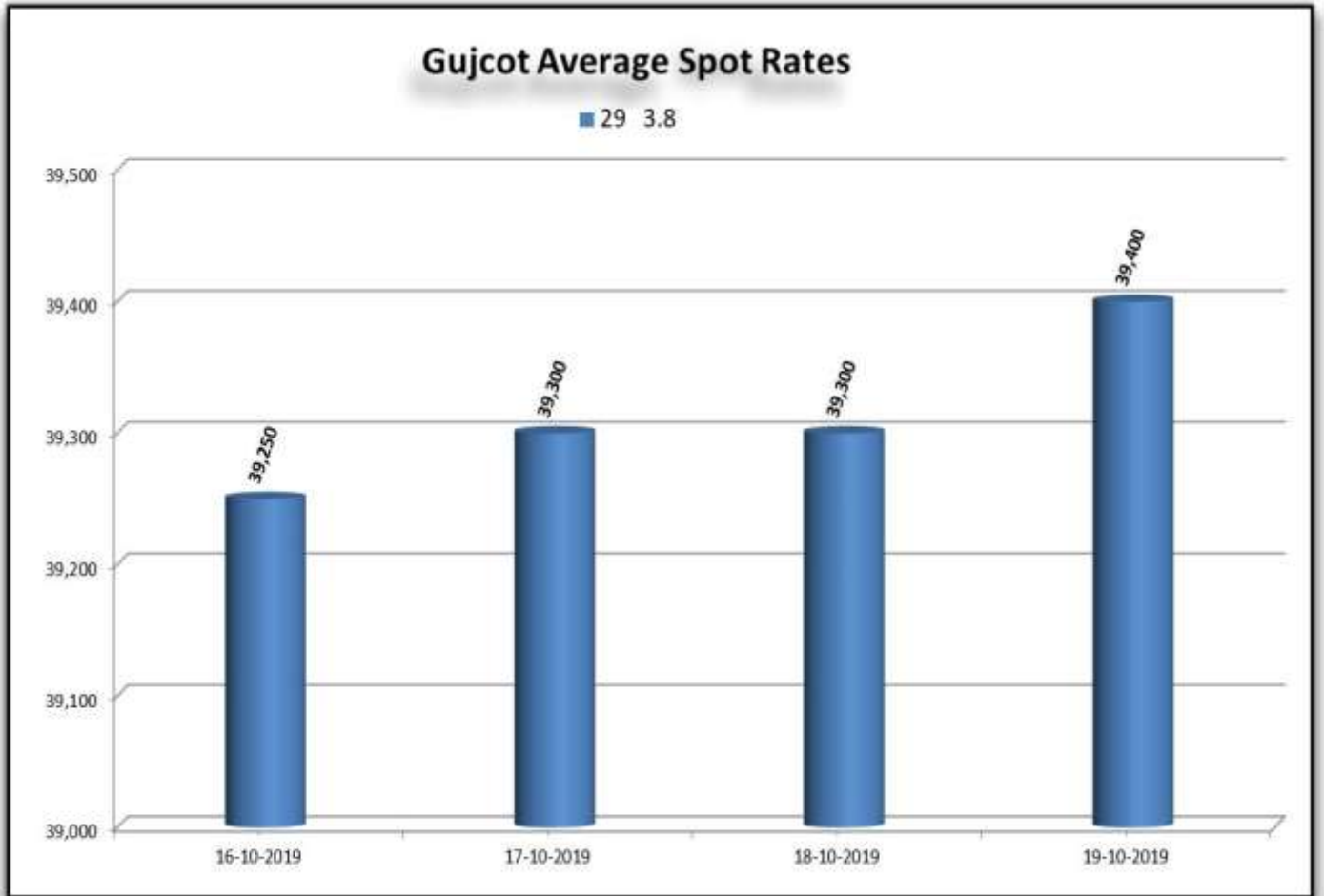
Average Rate of Last week					
Variety	Staple Length	Mic.	Price Range		Average Of 4 Days
			Low	High	
Shankar 6	29	3.8	39,250	39,400	39,313
Shankar 6	28.5	3.7	No Quote	No Quote	No Quote
Shankar 6	28	3.6	No Quote	No Quote	No Quote
Shankar 6	27	3.2	No Quote	No Quote	No Quote
Shankar 6	26	3.0	No Quote	No Quote	No Quote
V-797	13% Trash		31,950	32,150	32,075
MCX Spot Rate			19,290	19,560	19,395
USD Exchange Rate			71.14	71.54	71.28

Rate of Last Week				
Date	29 3.8	V-797	MCX Spot Rate	USD-INR Exchange
14-10-2019			19,560	71.23
15-10-2019			19,380	71.54
16-10-2019	39,250	32,150	19,380	71.44
17-10-2019	39,300	32,100	19,470	71.16
18-10-2019	39,300	32,100	19,290	71.14
19-10-2019	39,400	31,950	19,290	71.14



# GUJCOT TRADE ASSOCIATION

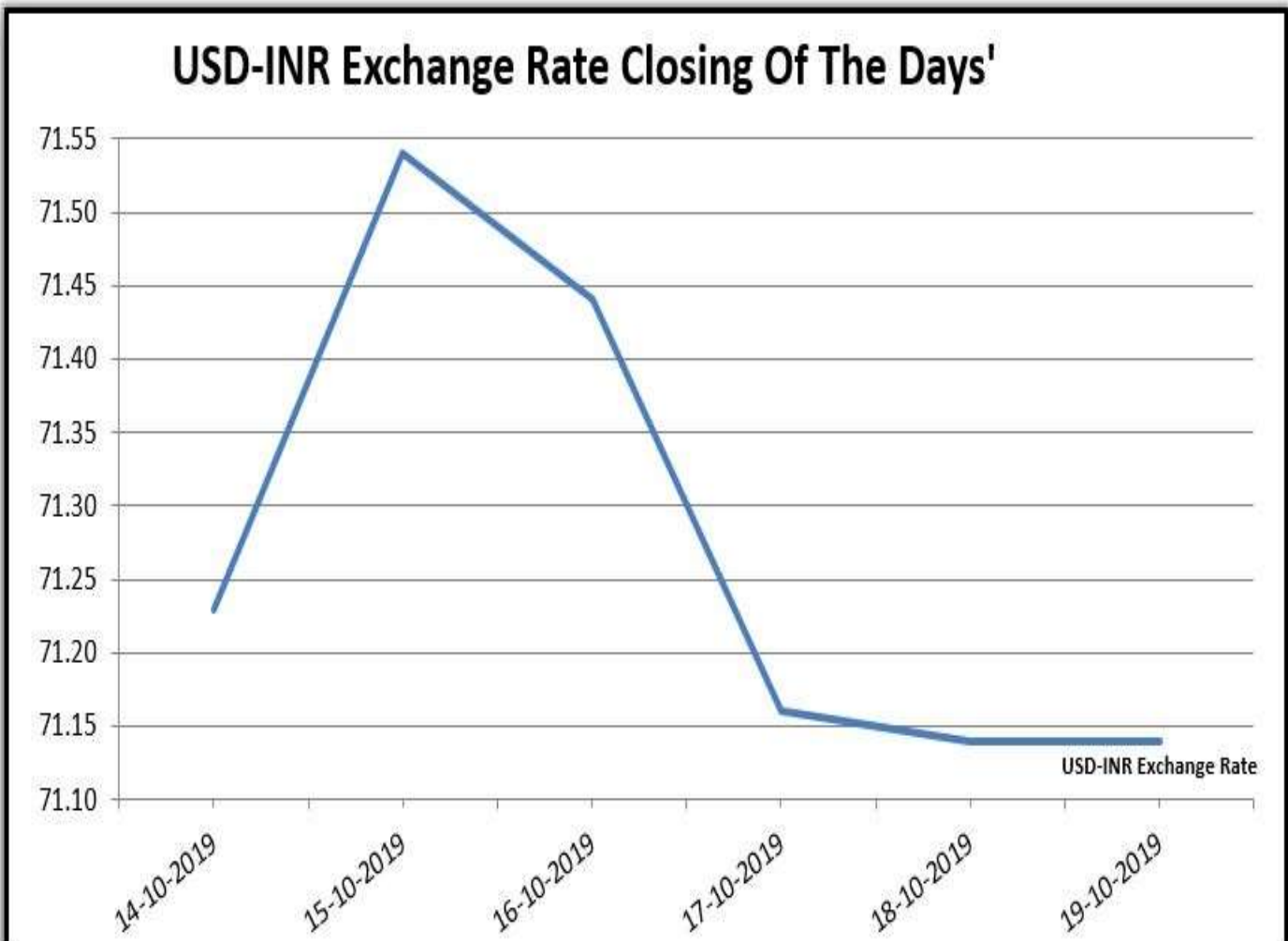
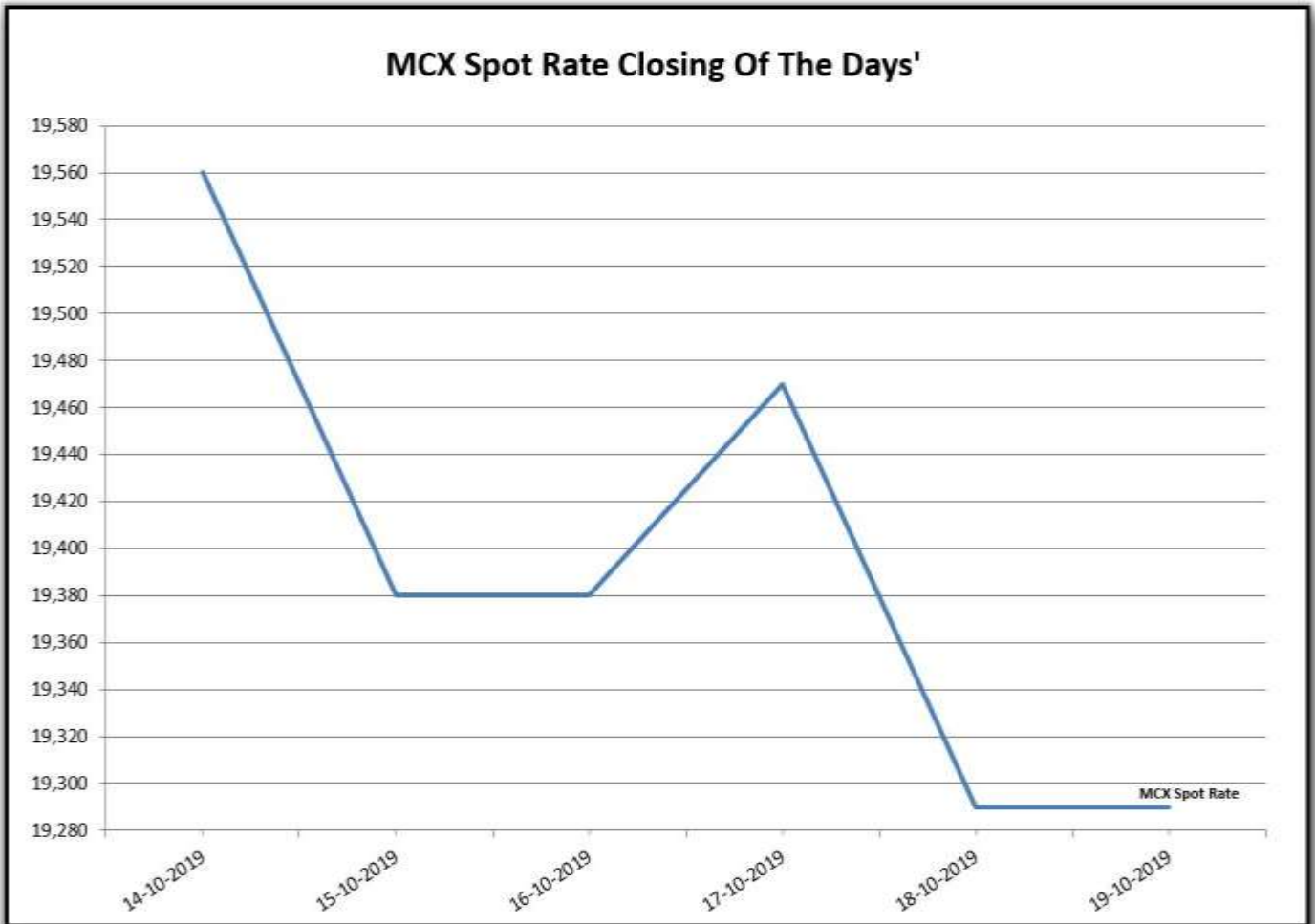
## WEEKLY REPORT 19-OCT-2019





# GUJCOT TRADE ASSOCIATION

WEEKLY REPORT 19-OCT-2019

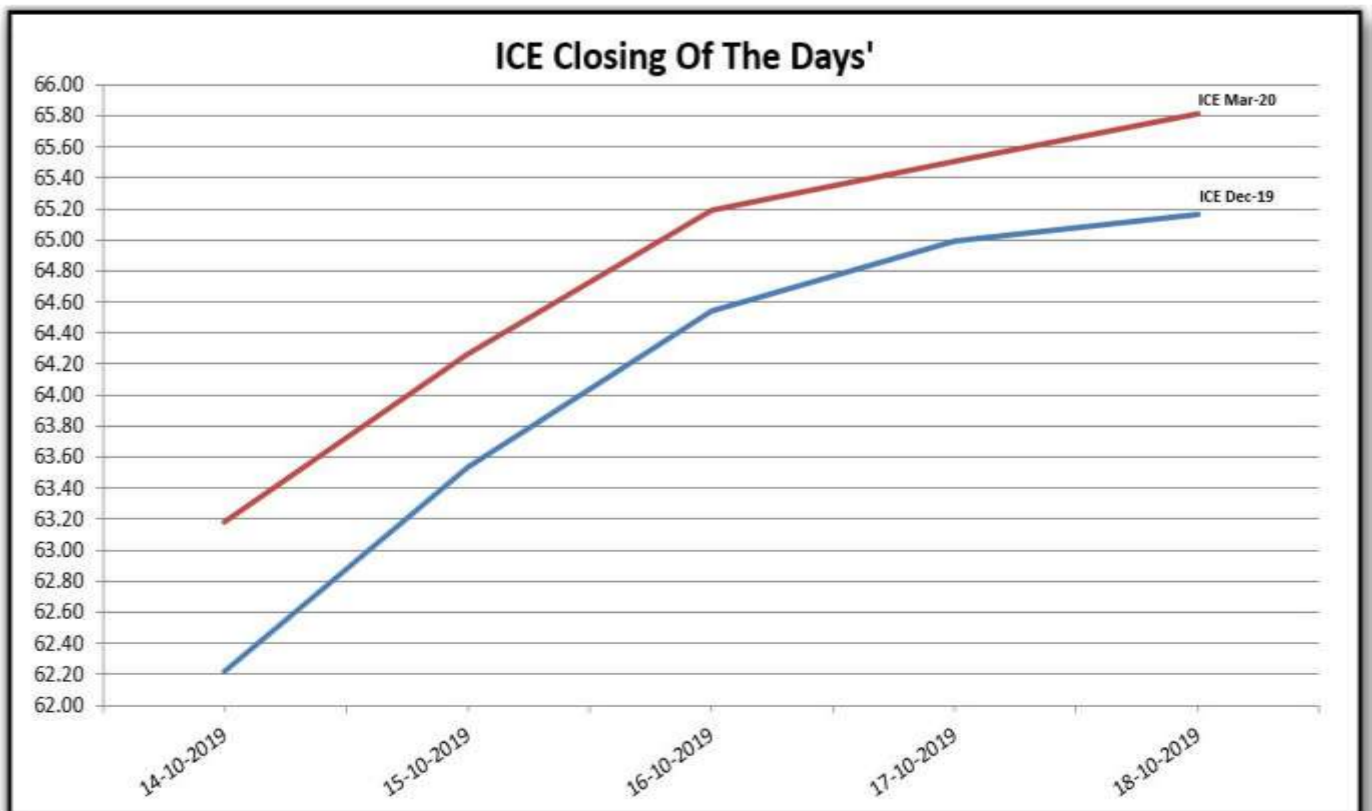
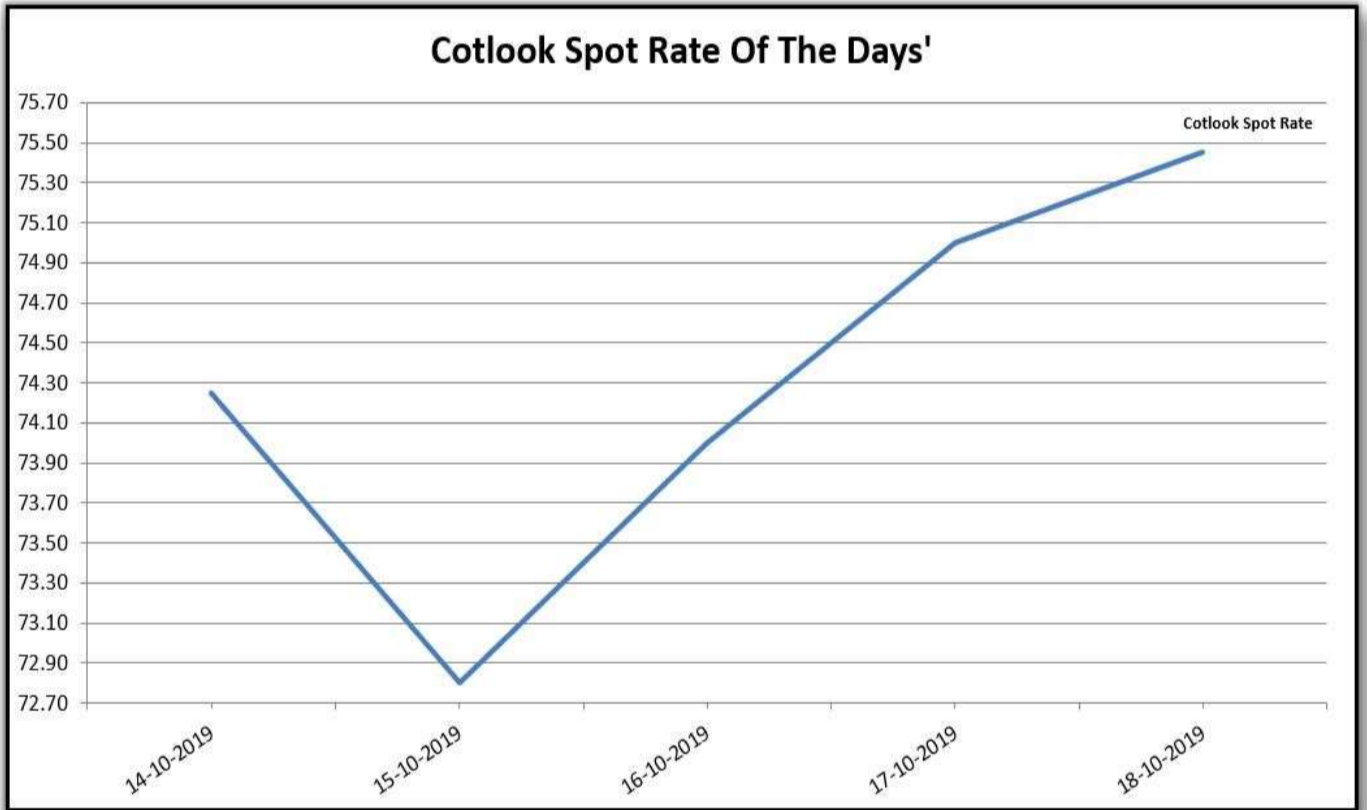




# GUJCOT TRADE ASSOCIATION

WEEKLY REPORT 19-OCT-2019

Foreign Indices			
Date	Cotlook	ICE	
	Spot Rate	Dec-19	Mar-20
14-10-2019	74.25	62.22	63.18
15-10-2019	72.80	63.53	64.26
16-10-2019	74.00	64.54	65.19
17-10-2019	75.00	64.99	65.51
18-10-2019	75.45	65.16	65.81

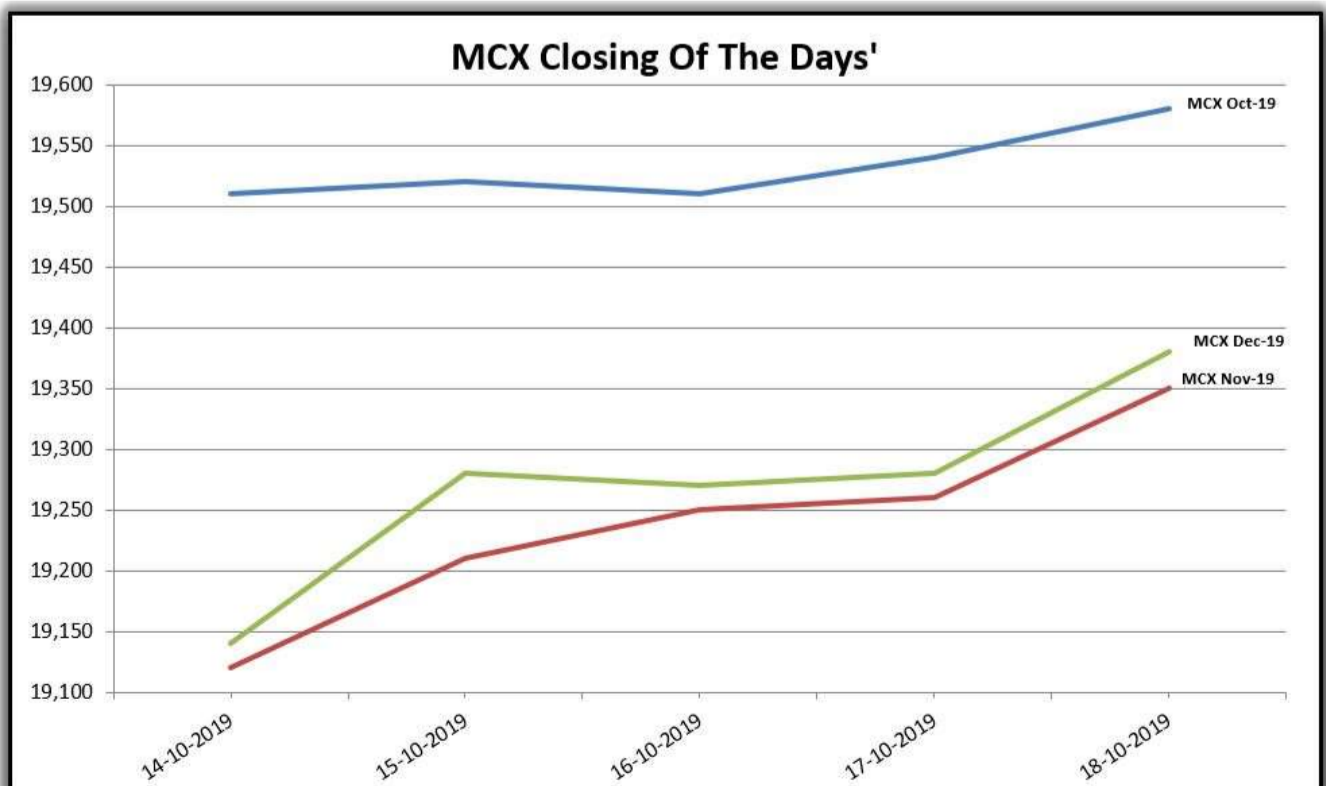
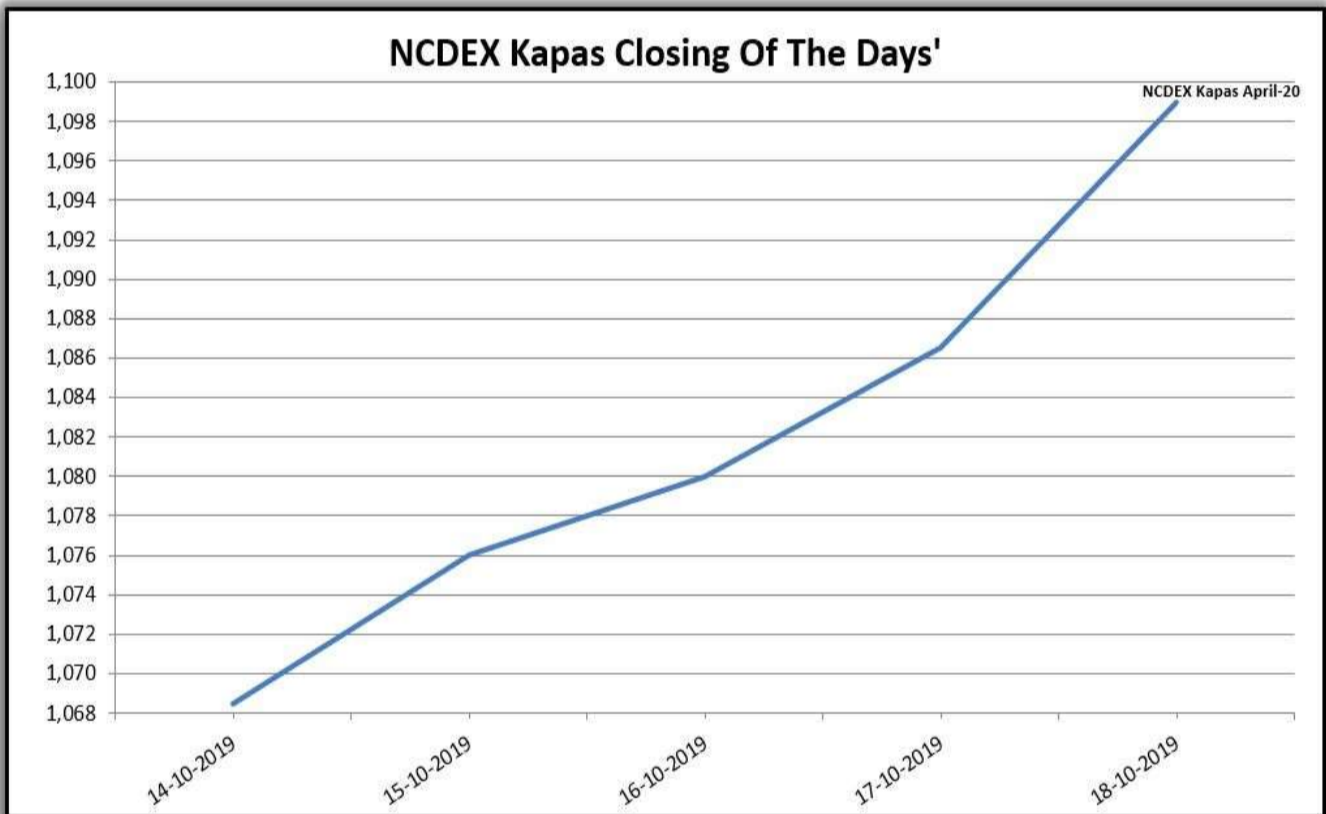




# GUJCOT TRADE ASSOCIATION

WEEKLY REPORT 19-OCT-2019

Indian Indices				
Date	NCDEX Kapas	MCX		
	30-Apr-20	Oct-19	Nov-19	Dec-19
14-10-2019	1068.50	19,510	19,120	19,140
15-10-2019	1076.00	19,520	19,210	19,280
16-10-2019	1080.00	19,510	19,250	19,270
17-10-2019	1086.50	19,540	19,260	19,280
18-10-2019	1099.00	19,580	19,350	19,380



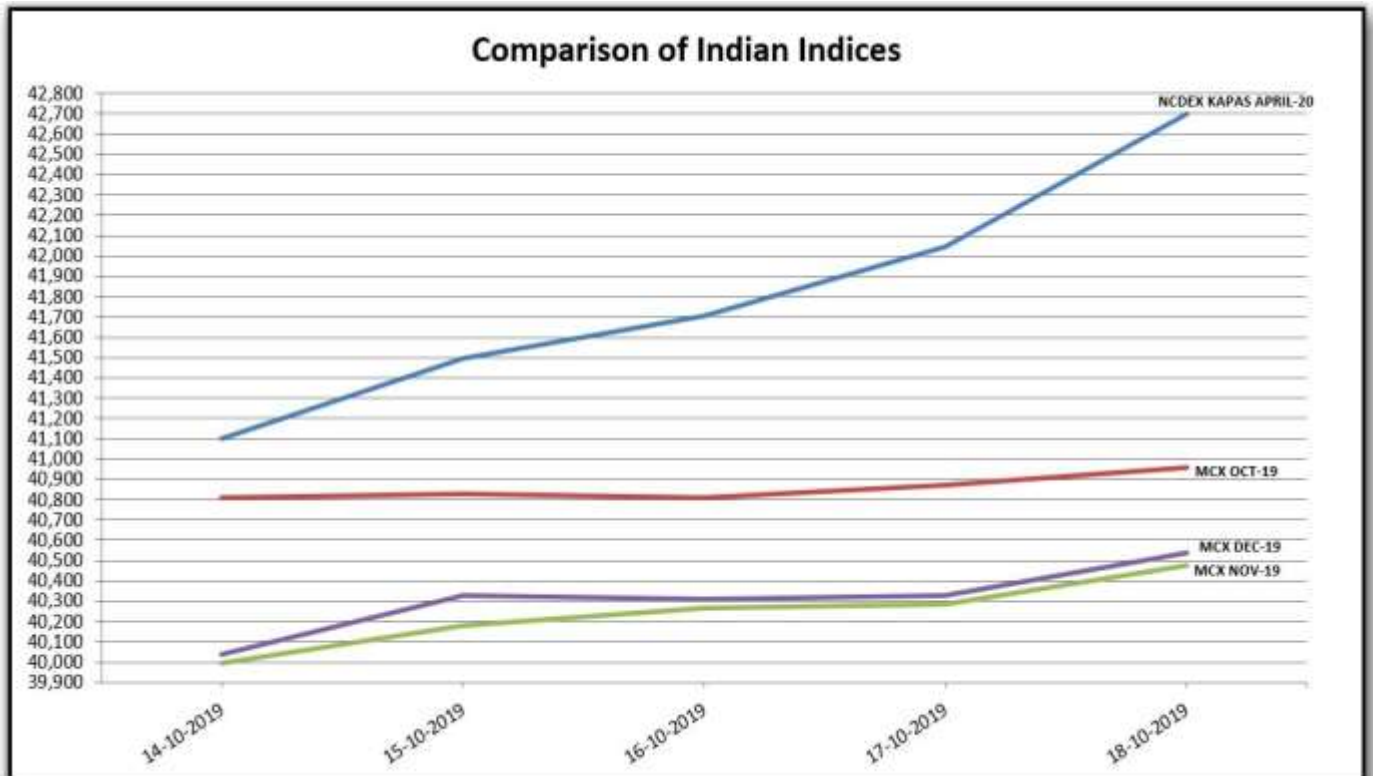


# GUJCOT TRADE ASSOCIATION

## WEEKLY REPORT 19-OCT-2019

Indian Indices in Candy Rate				
Date	NCDEX Kapas	MCX		
	April	Oct-19	Nov-19	Dec-19
14-10-2019	41,103	40,809	39,993	40,035
15-10-2019	41,495	40,830	40,182	40,328
16-10-2019	41,705	40,809	40,265	40,307
17-10-2019	42,044	40,872	40,286	40,328
18-10-2019	42,698	40,955	40,474	40,537

Remark :- For NCDEX Kapas we have taken seed rate 500/20 Kg to convert in Candy.



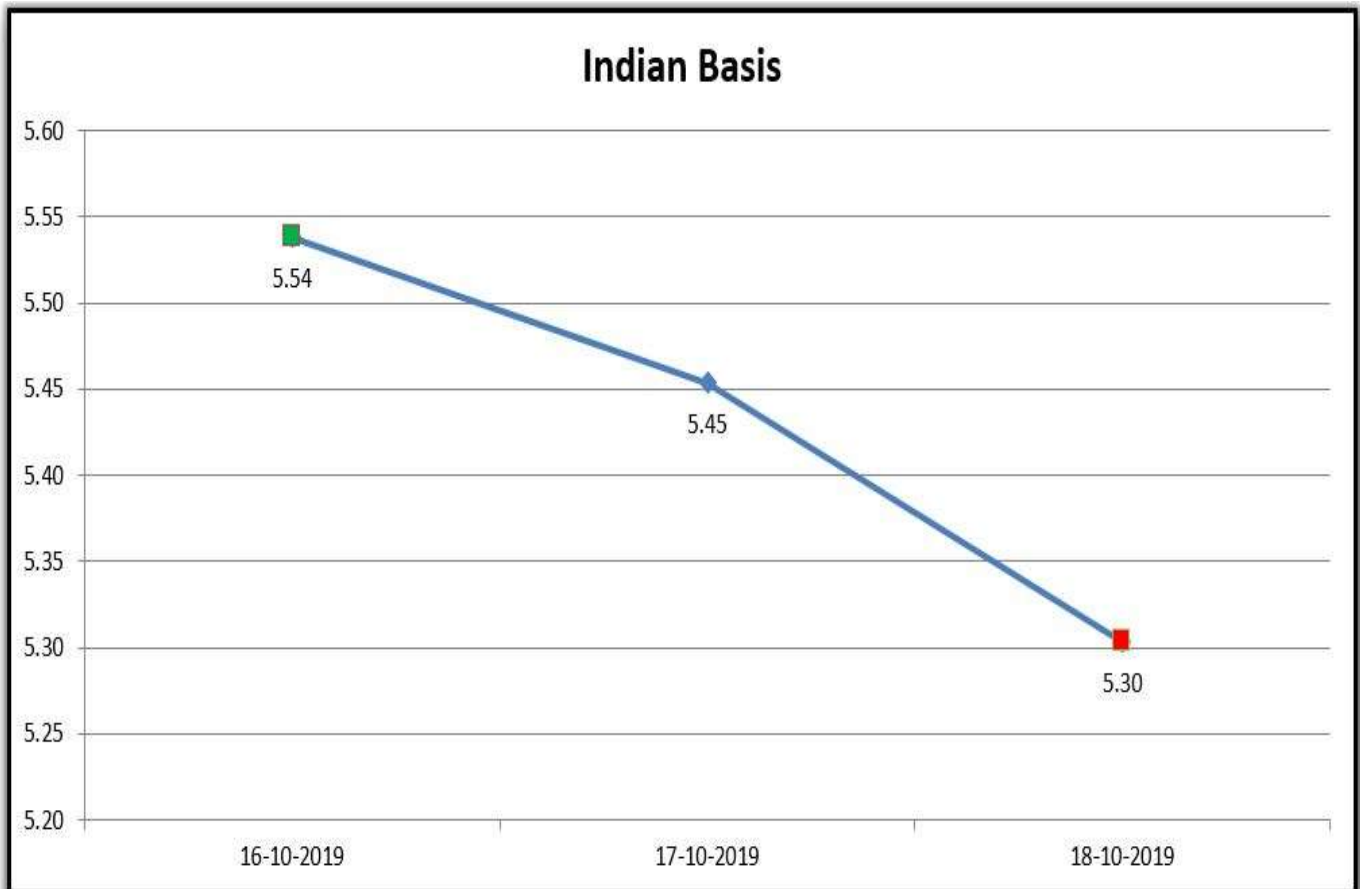




# GUJCOT TRADE ASSOCIATION

## WEEKLY REPORT 19-OCT-2019

Indian Basis					
DATE	29 MM	USD-INR	CENTS/LB	ICE DEC	BASIS
16-10-2019	39,250	71.44	70.08	64.54	5.54
17-10-2019	39,300	71.16	70.44	64.99	5.45
18-10-2019	39,300	71.14	70.46	65.16	5.30





# GUJCOT TRADE ASSOCIATION

WEEKLY REPORT 19-OCT-2019

## IN THE WEEK AHEAD

- Monday at 3:00 p.m. Central – Crop Progress and Conditions
- Thursday at 7:30 a.m. Central – Export Sales Report
- Thursday at 2:30 p.m. Central – Cotton-On-Call
- Friday at 2:30 p.m. Central – Commitments of Traders

One stop solution for all cotton related reports and information.

Visit <https://www.gujcot.com>. It's updated every day in real time.

You can view

- Gujarat Daily Spot Rate at 5:30 pm and Historical Data
- Gujarat Latest Pressing Report and Historical Data
- Daily Weather Report
- Cotton Advisory Board Balance sheet and Area, Production, Yield reports from cotton season 1991-1992 to 2017-2018 estimate available from Menu->Reports
- All Historical Gujcot Weekly Reports Menu->Reports
- All India Cotton Sowing data
- Gujarat Cotton Sowing District wise Report
- US Export Sales Report
- US Crop Progress Report
- China Cotton Auction Update
- International Cotton Indices and Spot Rates.
- USDA WASDE Report
- ICE Cotton On Call Report
- And All other National & International reports and upcoming events

## Report Sponsors:

Click on Sponsor's Logo to visit Sponsor's Website



**Basil Commodities Pvt. Ltd.**



**FIOTEX COTSPIN PVT. LTD.**



**J V COMMODITY PVT LTD**

## Report prepared by

Kalpesh Patel

Manager

**Gujcot Trade Association**