



# GUJCOT TRADE ASSOCIATION

WEEKLY REPORT      12-Apr-2025

## Market Movement from 07th Apr 2025 to 12th Apr 2025.

- After the shock from last week's tariff news, the market recovered as the tariff pause was announced for all countries except China. The NY May futures closed with a week-on-week gain of 253 points.
- The WASDE report was somewhat neutral overall.
- The April 2025 USDA-WASDE report for cotton shows a slight reduction in the U.S. 2024-25 export forecast by 1,00,000 bales to 10.9 million, raising ending stocks to 5.0 million bales, while the average upland farm price remains at 63 cents per pound. Globally, cotton production, consumption, and trade are all down, with production declines in Argentina and Cote d'Ivoire outweighing gains in China. Mill use drops by 5,20,000 bales due to decreases in China and Indonesia, despite a rise in Turkey. Global imports and exports also decline, with reduced exports from major suppliers like the U.S., Australia, and Brazil. Beginning stocks are slightly up



# GUJCOT TRADE ASSOCIATION

WEEKLY REPORT      12-Apr-2025

due to revisions for Egypt, and world ending stocks increase by over 5,20,000 bales, driven by stock builds in China, the U.S., and others, partially offset by declines in Turkey and Argentina.

- Export sales and shipments were decent and above the required pace. However, despite the improved pace, the USDA reduced the export target by 1,00,000 bales.
- In the latest U. S. Export Sales Report for the week ending 03-Apr-2025, U.S. cotton export sales showed moderate activity. Net sales of upland cotton for the 2024-2025 marketing year totaled 1,15,000 bales, while shipments were strong at 3,77,200 bales. Net sales of Pima cotton reached 2,700 bales, with shipments of 8,000 bales. Combined, total sales for the current marketing year amounted to 1,17,700 bales. For the upcoming 2025-2026 marketing year, net upland sales were reported at 18,900 bales, with no new Pima sales recorded, bringing total forward sales to 18,900 bales.



# GUJCOT TRADE ASSOCIATION

## WEEKLY REPORT 12-Apr-2025

U. S. Export Sales	Running Bales (494 lbs)	Statical Bales (480 lbs)	Target	Remaining RB	Remaining SB	Require SB average per week	Require RB average per week
Commitments	1,09,38,647	1,12,57,691	1,10,00,000	-2,50,388	-2,57,691	-16,106	-15,649
Shipments	70,45,865	72,51,369	1,10,00,000	36,42,394	37,48,631	2,34,289	2,27,650

- The Gujcot Spot Rate showed a generally upward trend. On Monday, the rate stood at ₹53,550, rising slightly to ₹53,700 on Tuesday. It saw a minor dip to ₹53,600 on Wednesday but recovered on Thursday to ₹53,800. The week ended with further appreciation, reaching ₹53,900 on Friday. Saturday's rate was ₹54,000.
- The Indian physical market remained firm. Approximately 85% of the arrivals are complete, with the majority of the stock held by the government. In the open market, arrivals are estimated to be around 50,000 to 60,000, leading to a supply crunch. This limited availability is supporting a strong market trend.
- The rate of Shankar-6 is currently close to the 54,000 level, and selling activity appears to be limited or tight.



# GUJCOT TRADE ASSOCIATION

WEEKLY REPORT      12-Apr-2025

- CCI has already offloaded nearly 22 lakh bales. However, mills have no other option but to source their requirements from it.
- The Indian basis has narrowed due to firm New York futures and a weaker rupee, while the domestic market remains steady.
- During this week, the Indian basis remained between 12.35 and 14.16.
- This week, the USD-INR exchange rate showed a generally upward trend before slightly declining by the end of the week. On Monday, the rate stood at 85.83 and rose steadily to 86.27 on Tuesday and 86.69 on Wednesday, maintaining the same level on Thursday. However, by Friday, the rate eased to 86.04, indicating a minor correction after midweek stability.
- **Hope for best**



# GUJCOT TRADE ASSOCIATION

**WEEKLY REPORT      12-Apr-2025**

## USDA-WASDE

In this month's 2024/25 U.S. cotton balance sheet, the only changes are a 100,000-bale reduction in exports to 10.9 million bales and an increase in ending stocks of the same amount to 5.0 million bales. The projected 2024/25 season average upland farm price is unchanged at 63 cents per pound.

Production, consumption, and trade are reduced in this month's 2024/25 world cotton balance sheet while stocks are raised. Lower production in Argentina, Cote d'Ivoire, and other countries more than offsets an increase in China, for an overall decline of 69,000 bales. Global textile mill use is down 520,000 bales this month, primarily because of reductions for China and Indonesia that more than offset an increase for Turkey. Similarly, imports are lower this month as reductions for China and Indonesia more than offset an increase for Turkey, with small changes elsewhere. Exports are reduced for Australia, Brazil, the United States, Cote d'Ivoire, and other countries, more than offsetting increases for Turkey and Kazakhstan. Beginning stocks are increased 25,000 bales following back year adjustments to imports, consumption, and ending stocks for Egypt. World ending stocks for 2024/25 are raised over 520,000 bales, with increases for China, Australia, Brazil, Egypt, and the United States that more than offset reductions for Turkey and Argentina, with largely offsetting changes elsewhere.



# GUJCOT TRADE ASSOCIATION

## WEEKLY REPORT

12-Apr-2025

### Global

#### US Weekly Export Sales

- Net sales of UPLAND totaling 1,15,100 RB for 2024-2025 were down 11 percent from the previous week and 22 percent from the prior 4-week average. Increases primarily for Vietnam (64,800 RB, including 2,200 RB switched from China, 1,300 RB switched from South Korea, and decreases of 700 RB), Turkey (19,100 RB, including decreases of 300 RB), Thailand (7,500 RB), Honduras (6,100 RB, including decreases of 100 RB), and Malaysia (4,400 RB), were offset by reductions for China (1,800 RB) and Pakistan (800 RB).
- Net UPLAND sales of 18,900 RB for 2025-2026 were reported for Honduras (6,600 RB), Vietnam (6,600 RB), El Salvador (4,300 RB), and Thailand (1,400 RB).
- UPLAND Exports of 3,77,200 RB were down 4 percent from the previous week and 2 percent from the prior 4-week average. The destinations were primarily to Vietnam (1,28,400 RB), Pakistan (69,100 RB), Turkey (64,300 RB), Bangladesh (15,200 RB), and Mexico (14,800 RB).
- Net sales of PIMA totaling 2,700 RB for 2024-2025 were down 68 percent from the previous week and 82 percent from the prior 4-week average. Increases primarily for India (2,200 RB), China (1,000 RB switched from Hong Kong), Guatemala (300 RB), and Peru (200 RB), were offset by reductions for Hong Kong (1,000 RB).
- PIMA Exports of 8,000 RB were down 44 percent from the previous week and 36 percent from the prior 4-week average. The destinations were primarily to India (2,000 RB), Egypt (1,800 RB), Vietnam (1,100 RB), China (1,000 RB), and Costa Rica (900 RB).

US Export Sales		03-Apr-2025
<b>Marketing Year 2024-25</b>		
Upland Gross Sales		1,22,100
Cancellation		7,100
<b>Net Upland Sales</b>		<b>1,15,000</b>
PIMA Gross Sales		2,700
Cancellation		0
<b>Net PIMA Sales</b>		<b>2,700</b>
Total Gross Sales		1,24,800
Total Cancellation		7,100
<b>Total Net Sales</b>		<b>1,17,700</b>
<b>Shipments</b>		
UPLAND		3,77,200
PIMA		8,000
<b>Total Shipment</b>		<b>3,85,200</b>
<b>Marketing Year 2025-26</b>		
Net Upland Sales		18,900
Net PIMA Sales		0
<b>Total Net Sales</b>		<b>18,900</b>
All Figures in US Running Bale		



# GUJCOT TRADE ASSOCIATION

## WEEKLY REPORT 12-Apr-2025

Gujarat Spot Rate Weekly Changes						
Variety	Staple Length	Mic.	05-04-2025	12-04-2025	Change	Change (in Per.)
					W/W	W/W
Shankar 6	29mm	3.8	53,600	54,000	400	0.74%
V-797	13% Trash		36,300	37,050	750	2.02%
MCX Spot Rate			53,740	53,980	240	0.44%
USD-INR Exchange			85.23	86.04	0.81	0.94%

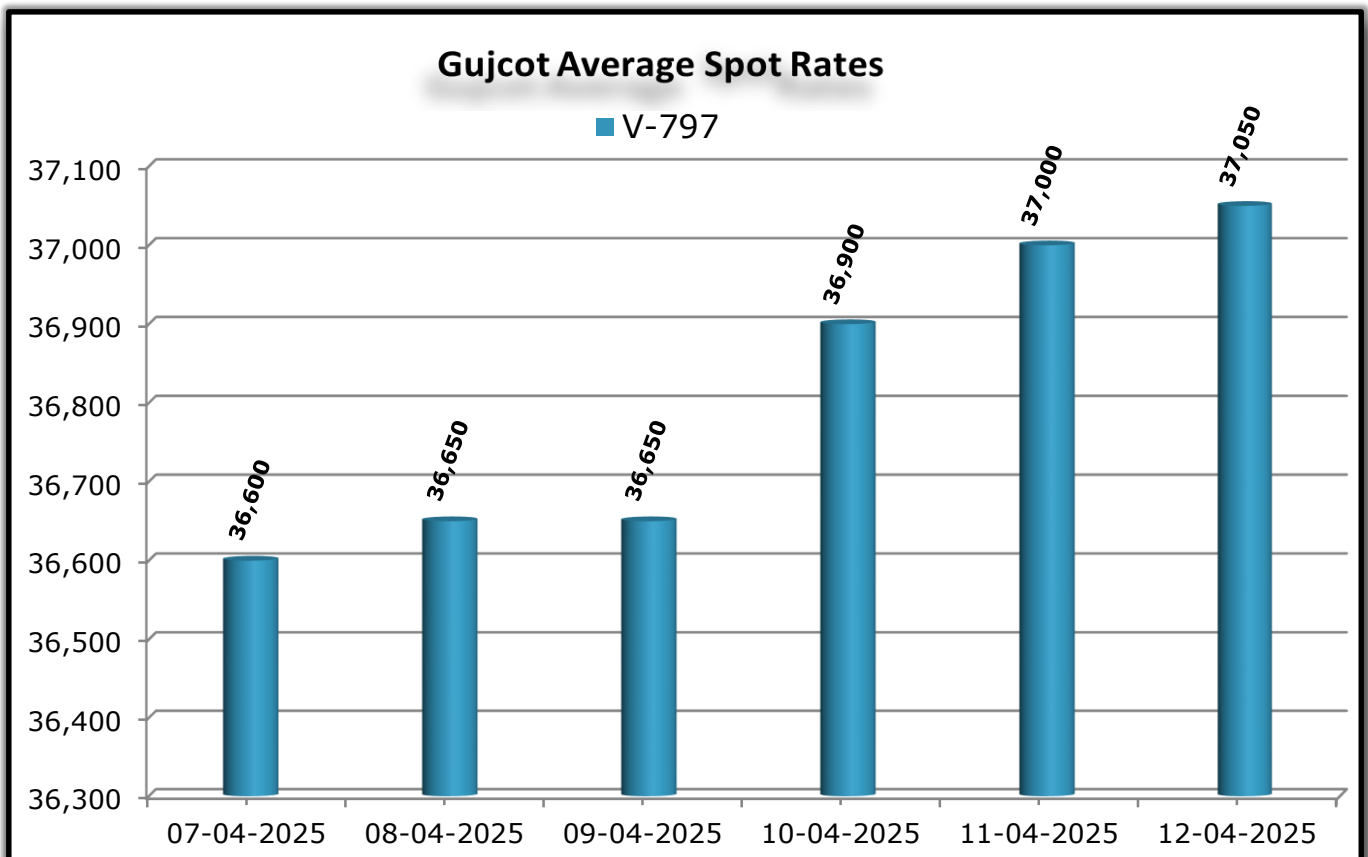
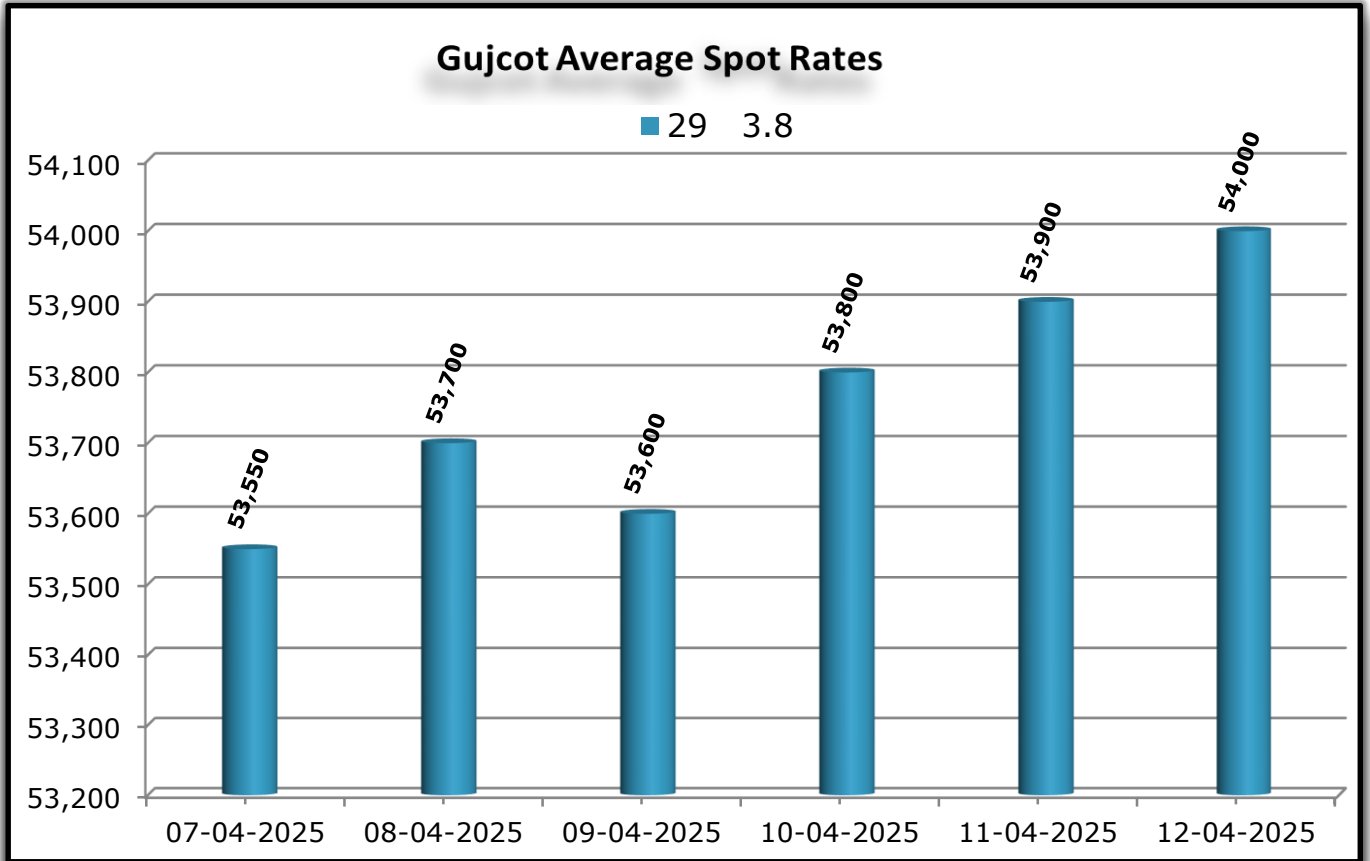
Average Rate of Last week					
Variety	Staple Length	Mic.	Price Range		Average Of 6 Days
			Low	High	
Shankar 6	29	3.8	53,550	54,000	53,758
Shankar 6	28.5	3.7	No Quote	No Quote	No Quote
Shankar 6	28	3.6	No Quote	No Quote	No Quote
Shankar 6	27	3.2	No Quote	No Quote	No Quote
Shankar 6	26	3.0	No Quote	No Quote	No Quote
V-797	13% Trash		36,600	37,050	36,808
MCX Spot Rate			53,620	53,980	53,780
USD Exchange Rate			85.83	86.69	86.26

Rate Of Last Week				
Date	29 3.8	V-797	MCX Spot Rate	USD-INR Exchange
07-04-2025	53,550	36,600	53,680	85.83
08-04-2025	53,700	36,650	53,800	86.27
09-04-2025	53,600	36,650	53,620	86.69
10-04-2025	53,800	36,900	53,620	86.69
11-04-2025	53,900	37,000	53,980	86.04
12-04-2025	54,000	37,050	53,980	86.04



# GUJCOT TRADE ASSOCIATION

## WEEKLY REPORT 12-Apr-2025

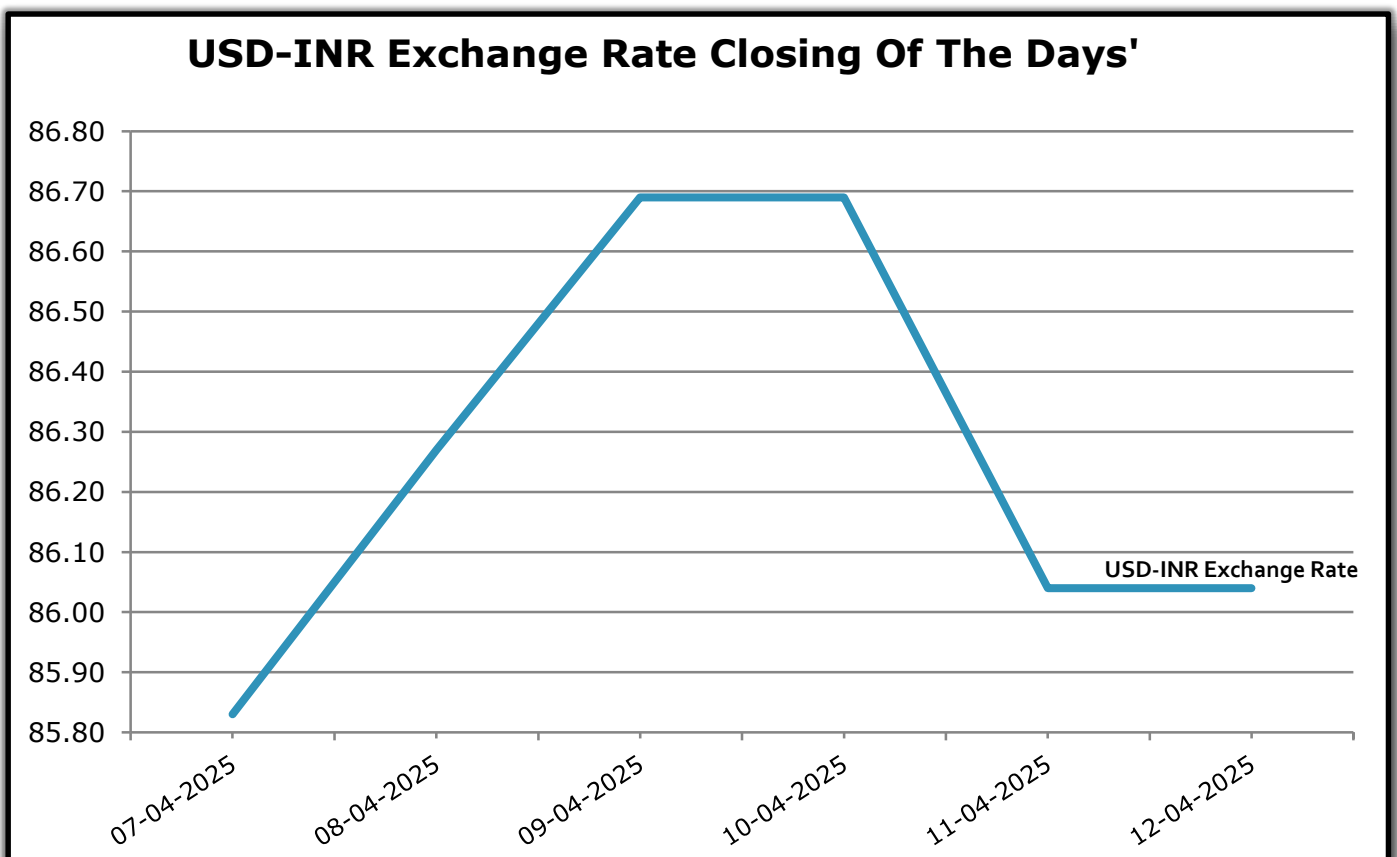
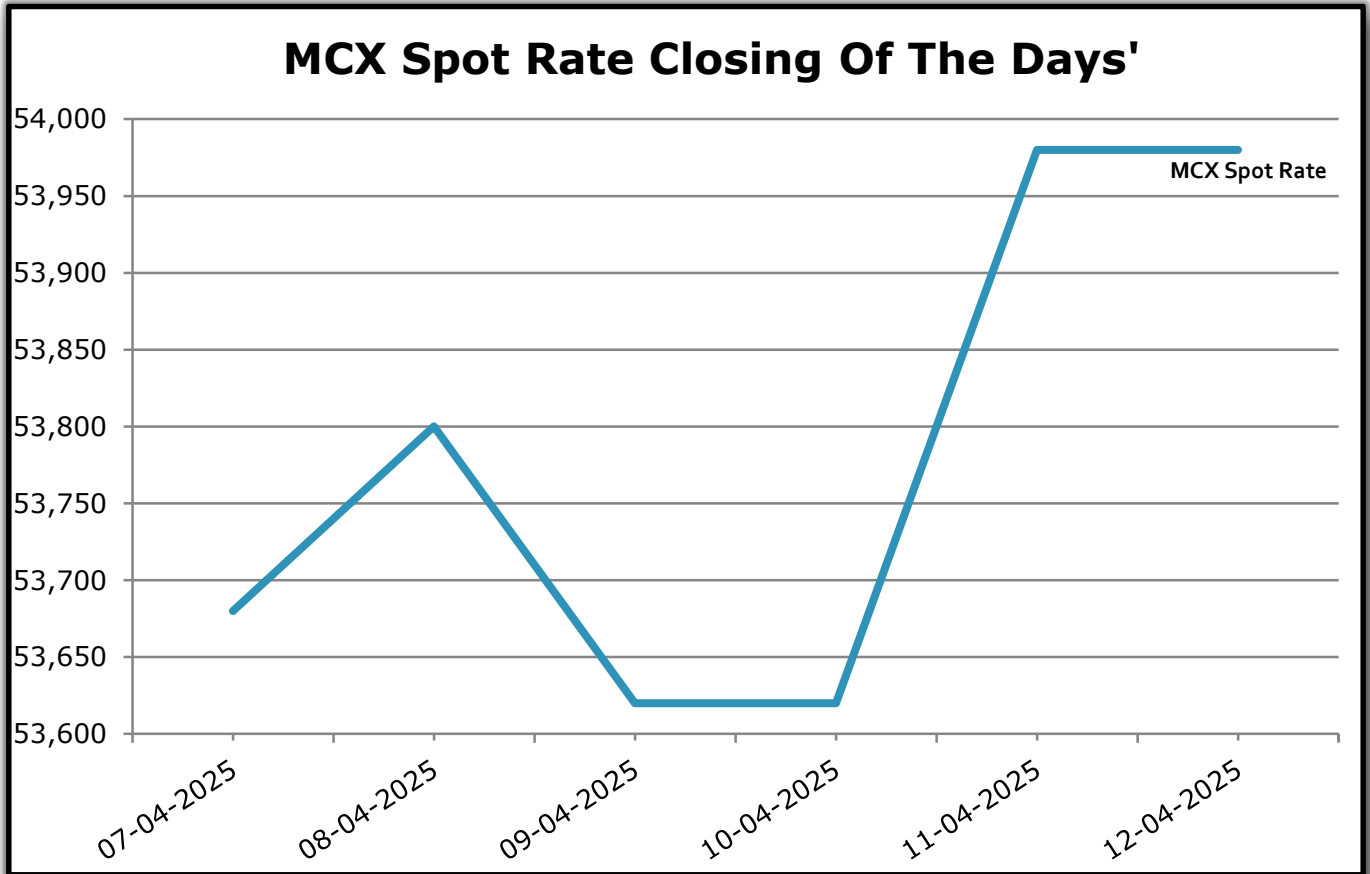






# GUJCOT TRADE ASSOCIATION

WEEKLY REPORT 12-Apr-2025

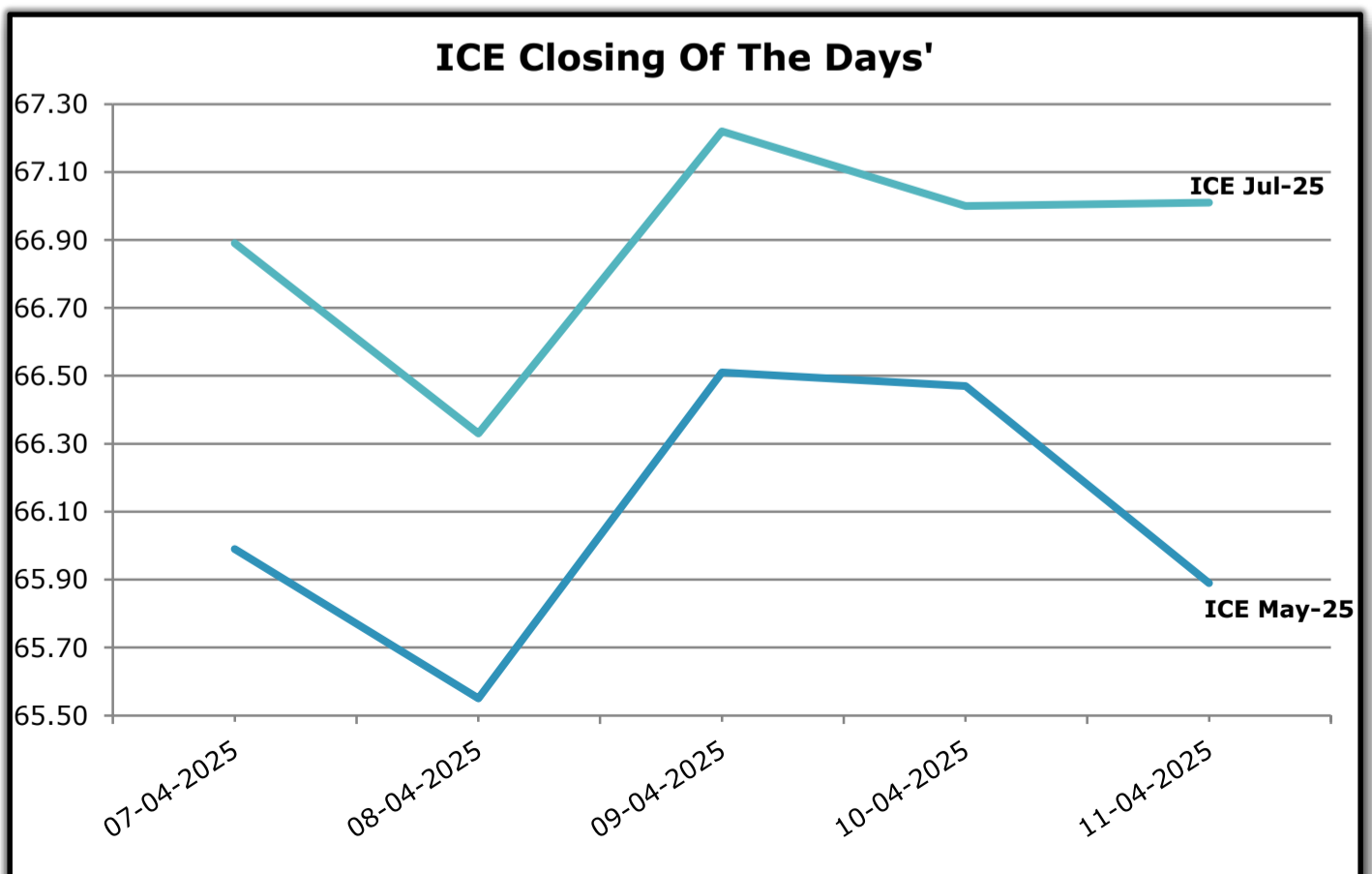
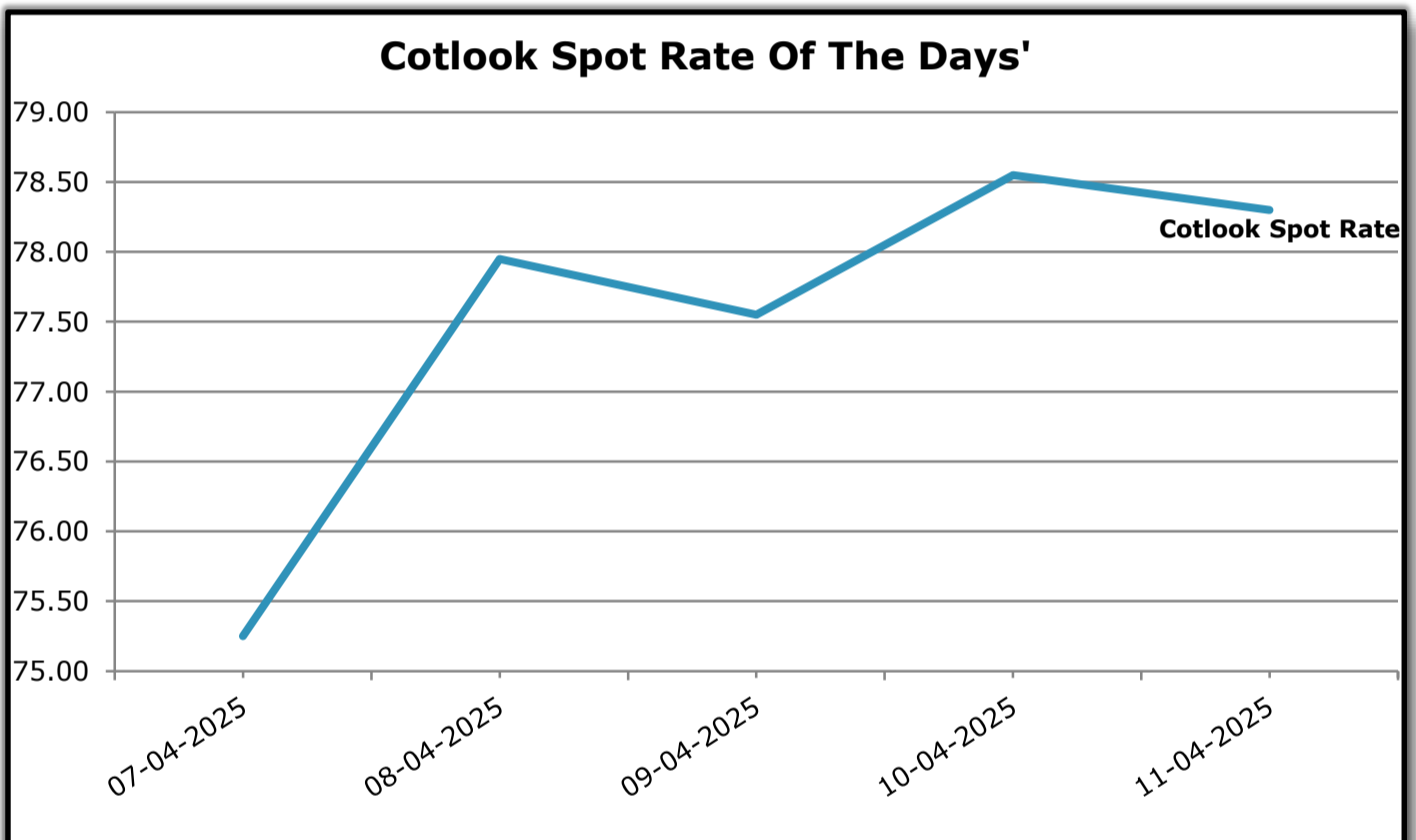




# GUJCOT TRADE ASSOCIATION

**WEEKLY REPORT      12-Apr-2025**

Foreign Indices			
Date	Cotlook	ICE	
	Spot Rate	May-25	Jul-25
07-04-2025	75.25	65.99	66.89
08-04-2025	77.95	65.55	66.33
09-04-2025	77.55	66.51	67.22
10-04-2025	78.55	66.47	67.00
11-04-2025	78.30	65.89	67.01



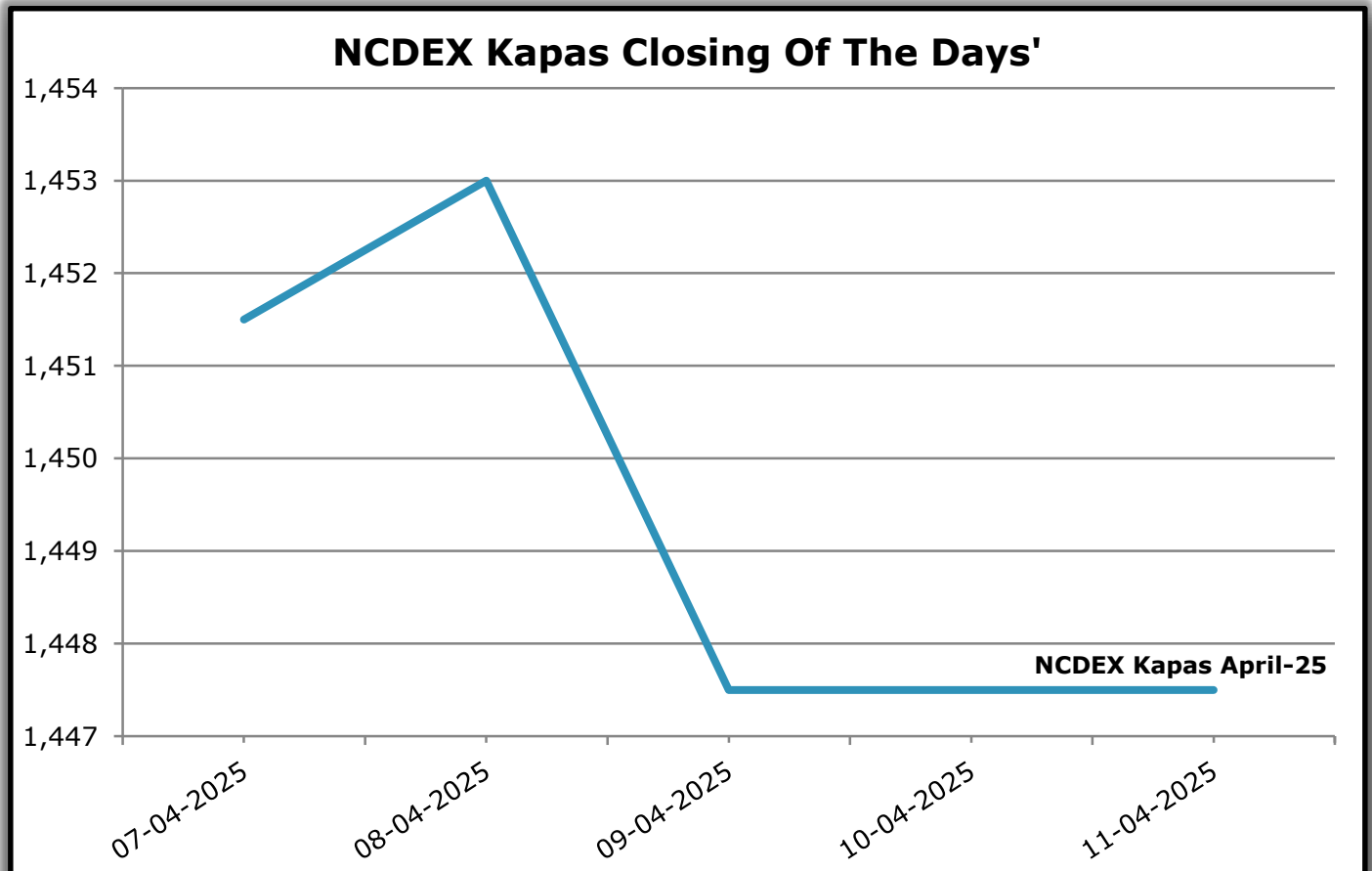


# GUJCOT TRADE ASSOCIATION

WEEKLY REPORT

12-Apr-2025

Indian Indices	
Date	NCDEX Kapas
	April-25
07-04-2025	1,451.50
08-04-2025	1,453.00
09-04-2025	1,447.50
10-04-2025	1,447.50
11-04-2025	1,447.50



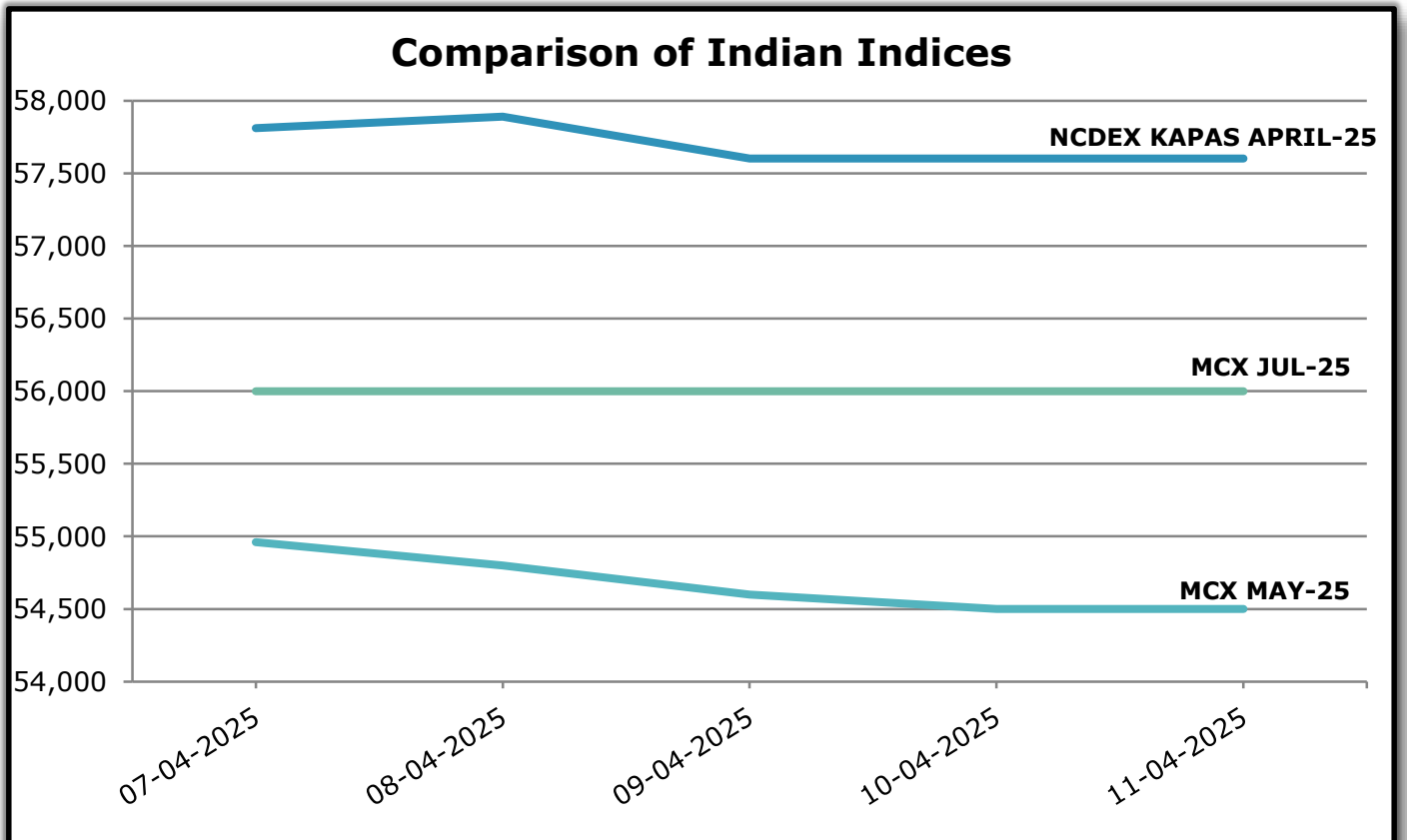


# GUJCOT TRADE ASSOCIATION

WEEKLY REPORT 12-Apr-2025

Indian Indices in Candy Rate			
Date	NCDEX Kapas	MCX	
	April-25	May-25	Jul-25
07-04-2025	57,811	54,960	56,000
08-04-2025	57,890	54,800	56,000
09-04-2025	57,602	54,600	56,000
10-04-2025	57,602	54,500	56,000
11-04-2025	57,602	54,500	56,000

Remark :- For NCDEX Kapas we have taken seed rate 600/20 Kg to convert in Candy.

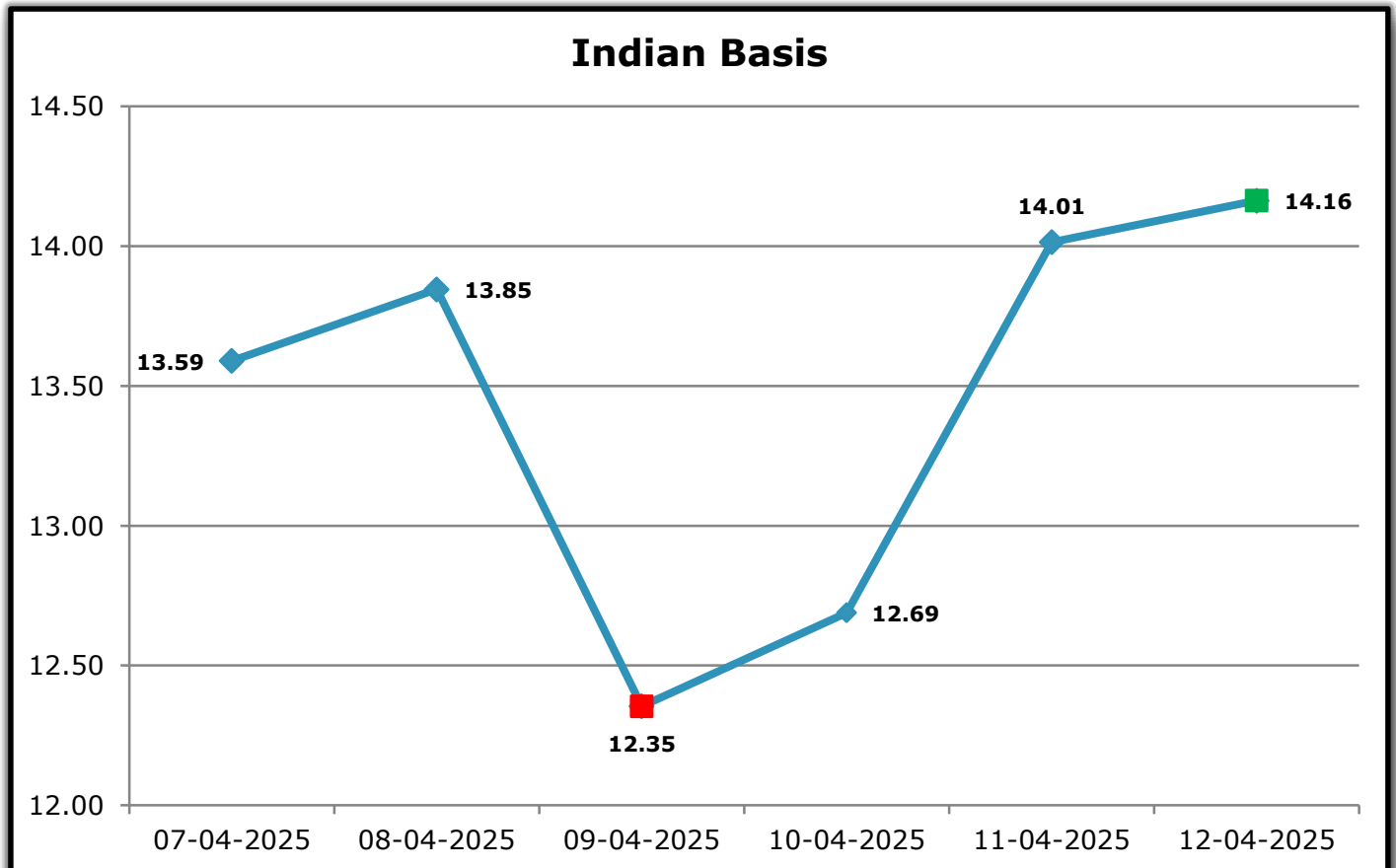




# GUJCOT TRADE ASSOCIATION

## WEEKLY REPORT 12-Apr-2025

Indian Basis					
DATE	29 MM	USD-INR	CENTS/LB	ICE MAY	BASIS
07-04-2025	53,550	85.83	79.58	65.99	13.59
08-04-2025	53,700	86.27	79.40	65.55	13.85
09-04-2025	53,600	86.69	78.86	66.51	12.35
10-04-2025	53,800	86.69	79.16	66.47	12.69
11-04-2025	53,900	86.04	79.90	65.89	14.01
12-04-2025	54,000	86.04	80.05	65.89	14.16





# GUJCOT TRADE ASSOCIATION

WEEKLY REPORT 12-Apr-2025

## IN THE WEEK AHEAD

- Uncertainty in the markets will persist in the coming days, and next week will be quieter regarding data. Aside from the Export Sales Report, no cotton-specific reports are scheduled. However, we will get an updated look at March Retail Sales on Wednesday, April 16.
- Markets will be closed on Friday, April 18, in observance of Good Friday.

One stop solution for all cotton related reports and information.

Visit <https://www.gujcot.com>. It's updated every day in real time.

You can view

- Gujarat Daily Spot Rate at 5:30 pm and Historical Data
- Gujarat Latest Pressing Report and Historical Data
- Cotton Advisory Board Balance sheet and Area, Production, Yield reports from cotton season 1991-1992 to till date estimate available from Menu->Reports
- All Historical Gujcot Weekly Reports Menu->Reports
- All India Cotton Sowing data
- Gujarat Cotton Sowing District wise Report
- US Export Sales Report
- US Crop Progress Report
- International Cotton Indices and Spot Rates.
- USDA WASDE Report
- ICE Cotton On Call Report
- And All other National & International reports and upcoming events

## Report Sponsors:

Click on Sponsor's Logo to visit Sponsor's Website



**Radheshyam**  
**SPINNING MILL PVT. LTD.**

Report prepared by

Kalpesh Patel

Manager

Gujcot Trade Association