



GUJCOT TRADE ASSOCIATION

WEEKLY REPORT 12-Oct-2022

Market Movement from 07th Nov 2022 to 12th Nov 2022.

- During this week NY future was in small range WASDE repeat give some bearish effect, USDA increase near 2 lakh production in U.S. M/M that resulted 2 lakh bale more ending stock for U.S m/m in world USDA reduce some production 1.6 m bale and export and consumption reduced near 1m bale so net effect of 6 lakh bale lower ending stock for world so WASDE radhar neutral.
- NY December now near to notice so day by day oi is decrease in December. After WASDE effect and better export sale NY December continue its weekly gain at 127 points w/w.
- Export sale was batter near 146,000 bale and shipment also batter 111,500 to get higher rate so arrivals Nat picking up farmers have double bonanza of increasing cotton rewet and cotton seed rate
- Gujrat Shankar – 6 price cross 69,000 candy today.
- As Indian basis are rising so mills are not comfortable with higher basis to get orders from abroad firm rupee and firm cotton rate has put India again in costlier condition
- Indian rupee become stronger and come below 81 a dollar.
- Indian arrivals yet not reach near 1 lakh bale Gujarat arrival are near 25000 to 3000 bale a day.
- Hope for better arrival next week.



GUJCOT TRADE ASSOCIATION

WEEKLY REPORT 12-Oct-2022

Global

US Weekly Export Sales

- Net UPLAND sales of 145,800 RB for 2022/2023 primarily for China (57,300 RB), Pakistan (40,500 RB), Vietnam (23,400 RB, including 2,200 RB switched from Taiwan), Indonesia (8,100 RB), and Bangladesh (7,500 RB), were offset by reductions for Taiwan (1,100 RB).
- Net UPLAND sales of 11,400 RB for 2023/2024 were reported for Turkey (6,600 RB) and Pakistan (4,800 RB).
- UPLAND Exports of 108,100 RB were primarily to China (36,800 RB), Bangladesh (16,200 RB), Mexico (15,300 RB), Pakistan (13,500 RB), and Turkey (8,700 RB).
- Net PIMA sales 600 RB were reported for Djibouti (400 RB), China (100 RB), and Indonesia (100 RB).
- PIMA Exports of 3,400 RB were to Peru (2,000 RB), Greece (900 RB), India (400 RB), and China (100 RB).

US Export Sales	03-Nov-2022
Marketing Year 2022-23	
Upland Gross Sales	159,000
Cancellation	13,200
Net Upland Sales	145,800
PIMA Gross Sales	600
Cancellation	0
Net PIMA Sales	600
Total Gross Sales	159,600
Total Cancellation	13,200
Total Net Sales	146,400
Shipments	
UPLAND	108,100
PIMA	3,400
Total Shipment	111,500
Marketing Year 2023-24	
Net Upland Sales	11,400
Net PIMA Sales	0
Total Net Sales	11,400
All Figures in US Running Bale	



GUJCOT TRADE ASSOCIATION

WEEKLY REPORT 12-Oct-2022

Gujarat Spot Rate Weekly Changes						
Variety	Staple Length	Mic.	05-11-2022	12-11-2022	Change	Change (in Per.)
					W/W	W/W
Shankar 6	29mm	3.8	65,750	69,000	3,250	4.71%
V-797	13% Trash		52,250	53,550	1,300	2.43%
MCX Spot Rate			31,360	32,630	1,270	3.89%
USD-INR Exchange			82.44	80.79	-1.65	-2.04%

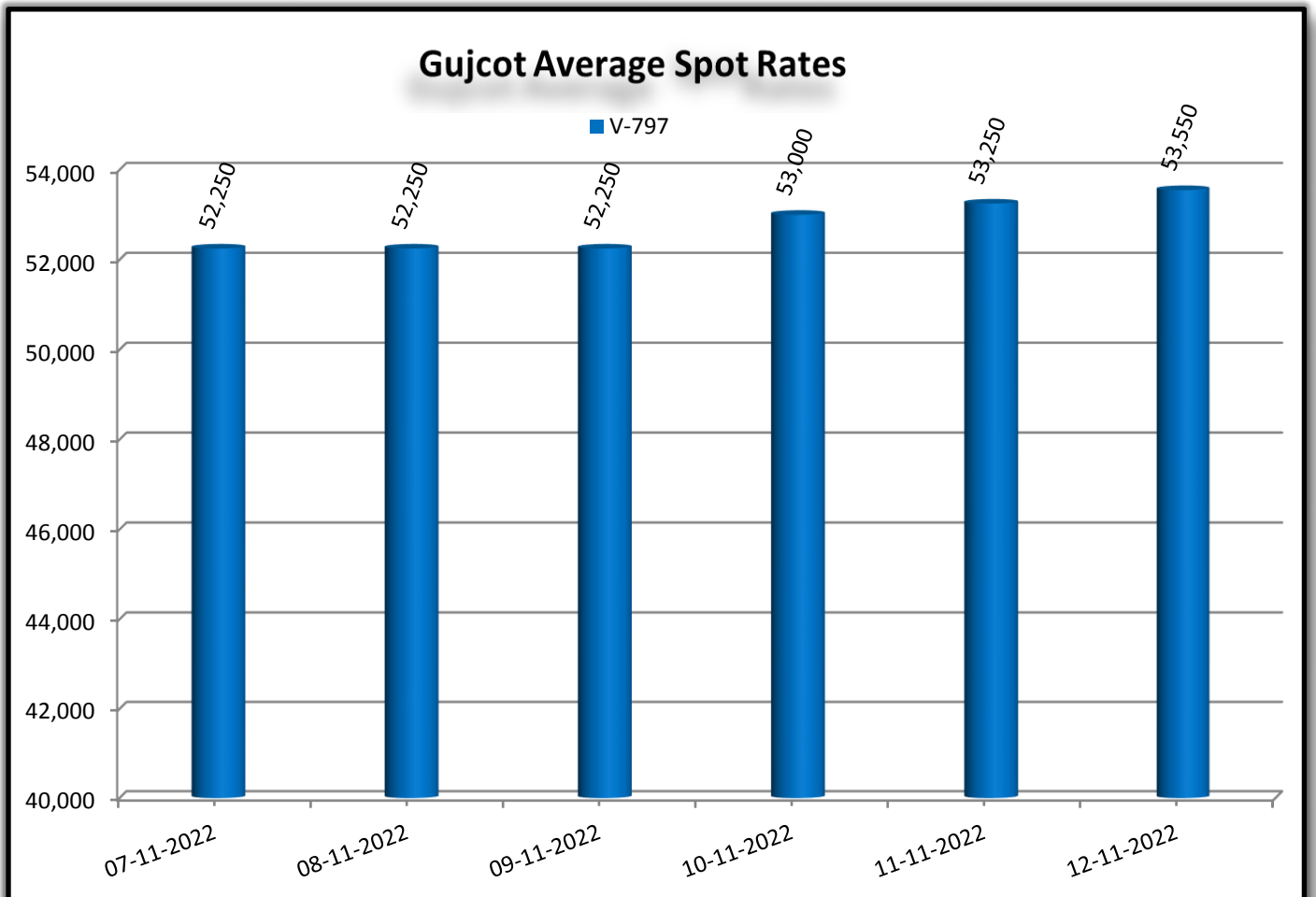
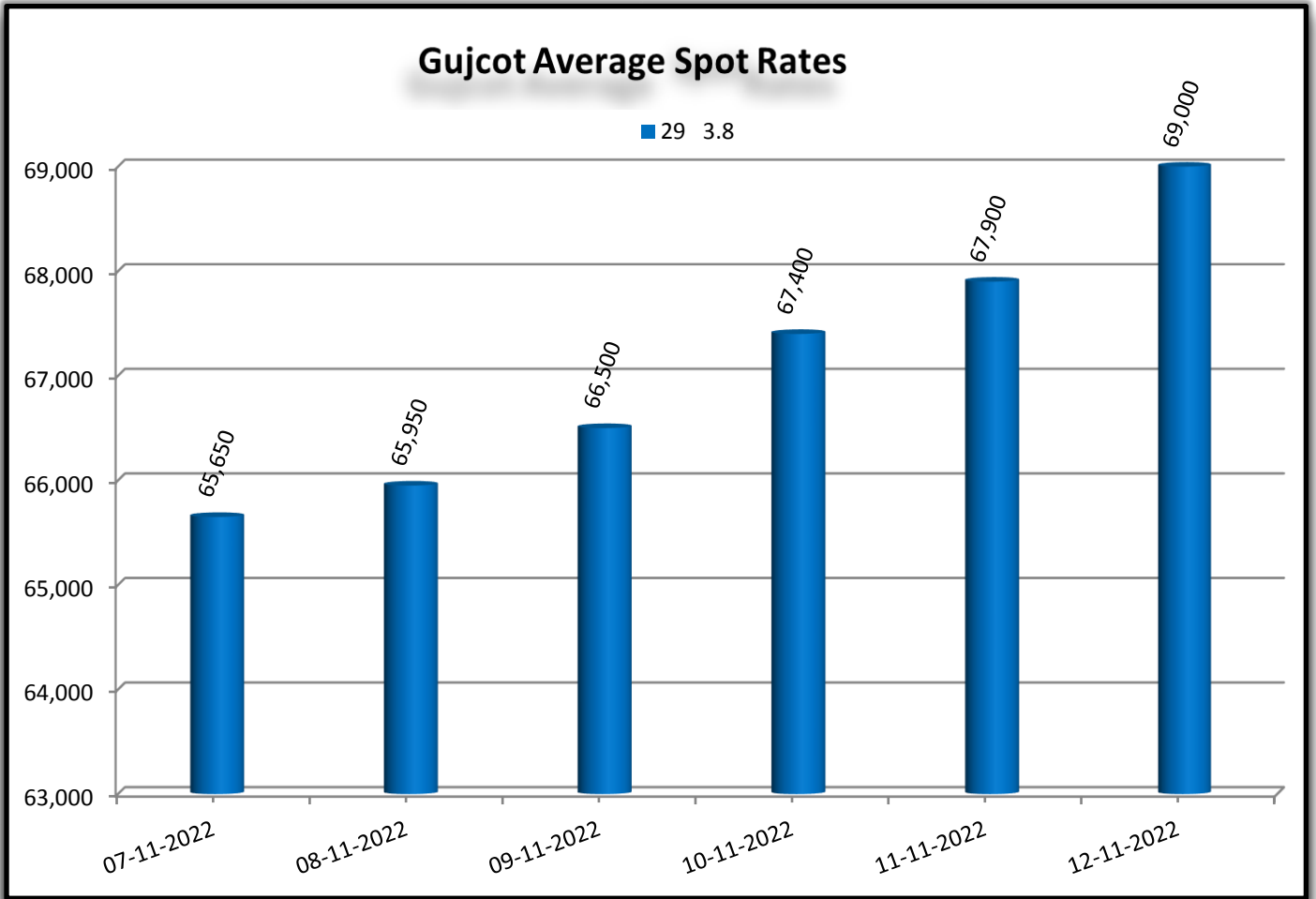
Average Rate of Last week					
Variety	Staple Length	Mic.	Price Range		Average Of 6 Days
			Low	High	
Shankar 6	29	3.8	65,650	69,000	67,067
Shankar 6	28.5	3.7	No Quote	No Quote	No Quote
Shankar 6	28	3.6	No Quote	No Quote	No Quote
Shankar 6	27	3.2	No Quote	No Quote	No Quote
Shankar 6	26	3.0	No Quote	No Quote	No Quote
V-797	13% Trash		52,250	53,550	52,758
MCX Spot Rate			31,760	32,630	32,195
USD Exchange Rate			80.79	81.92	81.44

Rate Of Last Week				
Date	29 3.8	V-797	MCX Spot Rate	USD-INR Exchange
07-11-2022	65,650	52,250	31,760	81.92
08-11-2022	65,950	52,250	31,760	81.92
09-11-2022	66,500	52,250	31,930	81.43
10-11-2022	67,400	53,000	32,460	81.80
11-11-2022	67,900	53,250	32,630	80.79
12-11-2022	69000	53550	32,630	80.79



GUJCOT TRADE ASSOCIATION

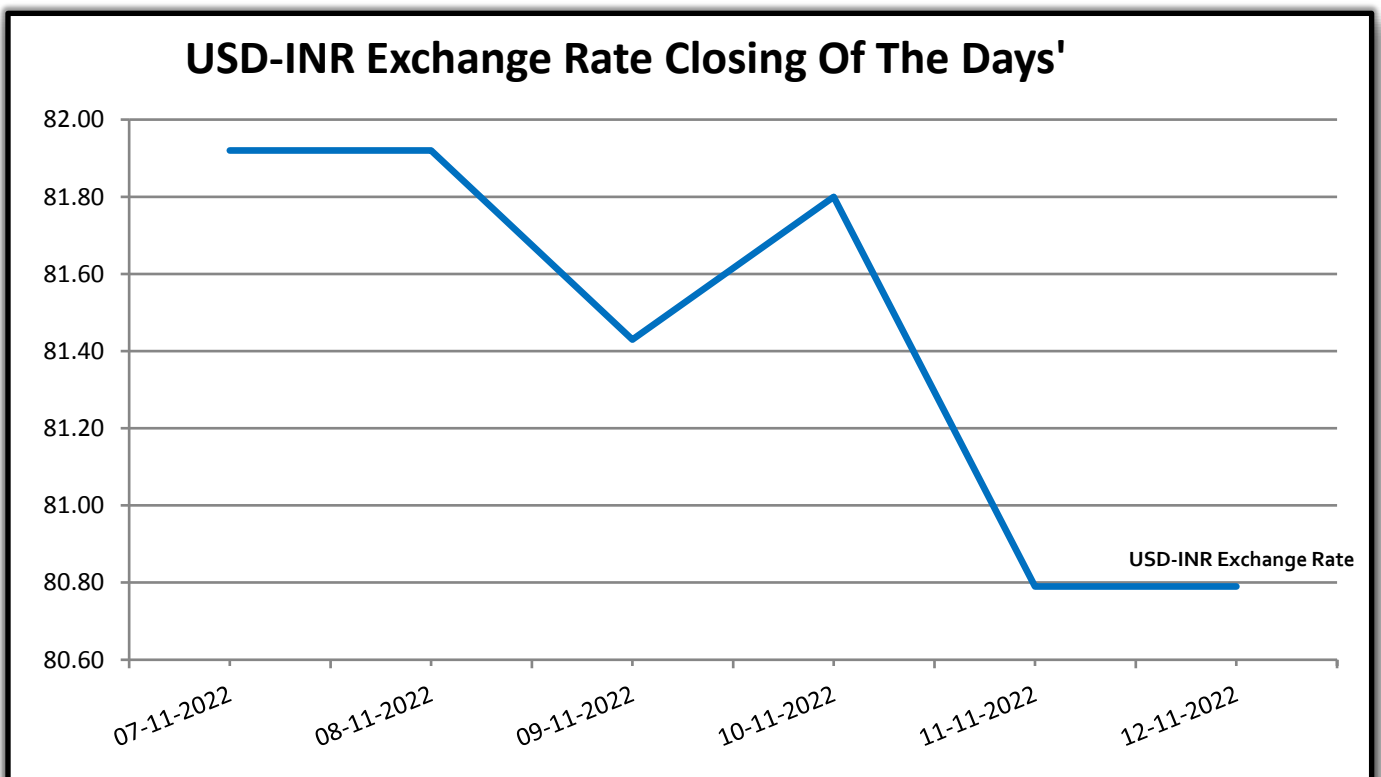
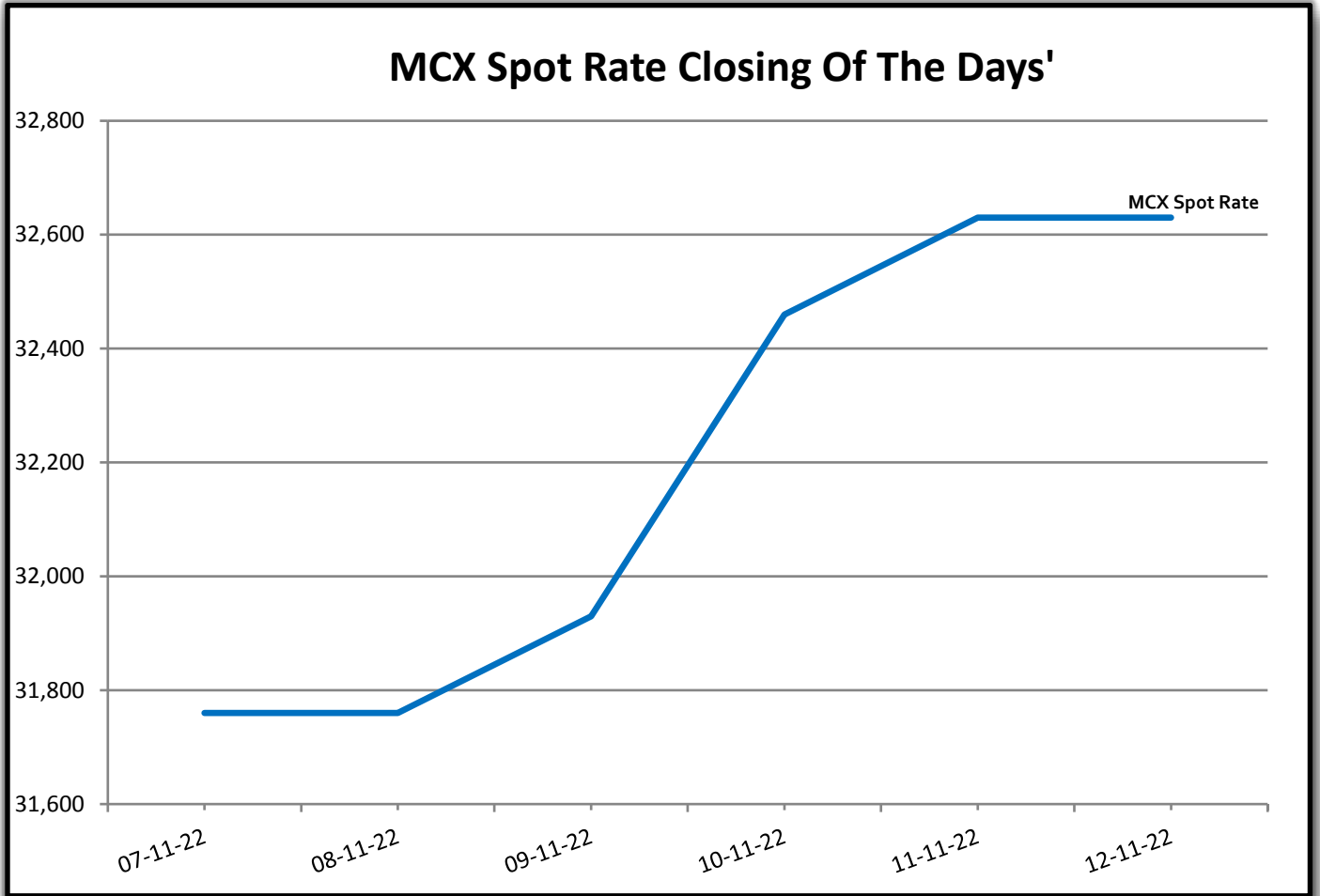
WEEKLY REPORT 12-Oct-2022





GUJCOT TRADE ASSOCIATION

WEEKLY REPORT 12-Oct-2022

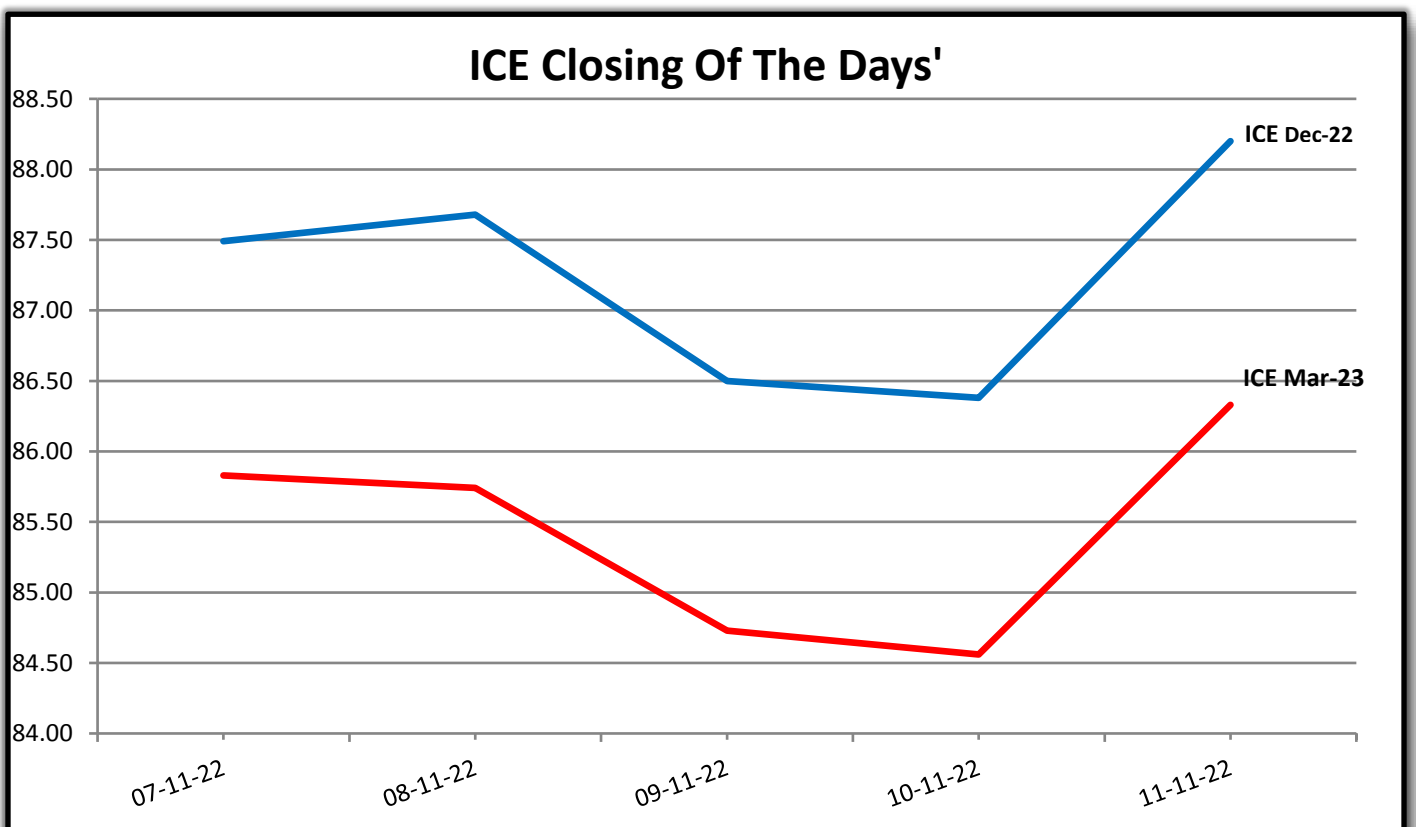
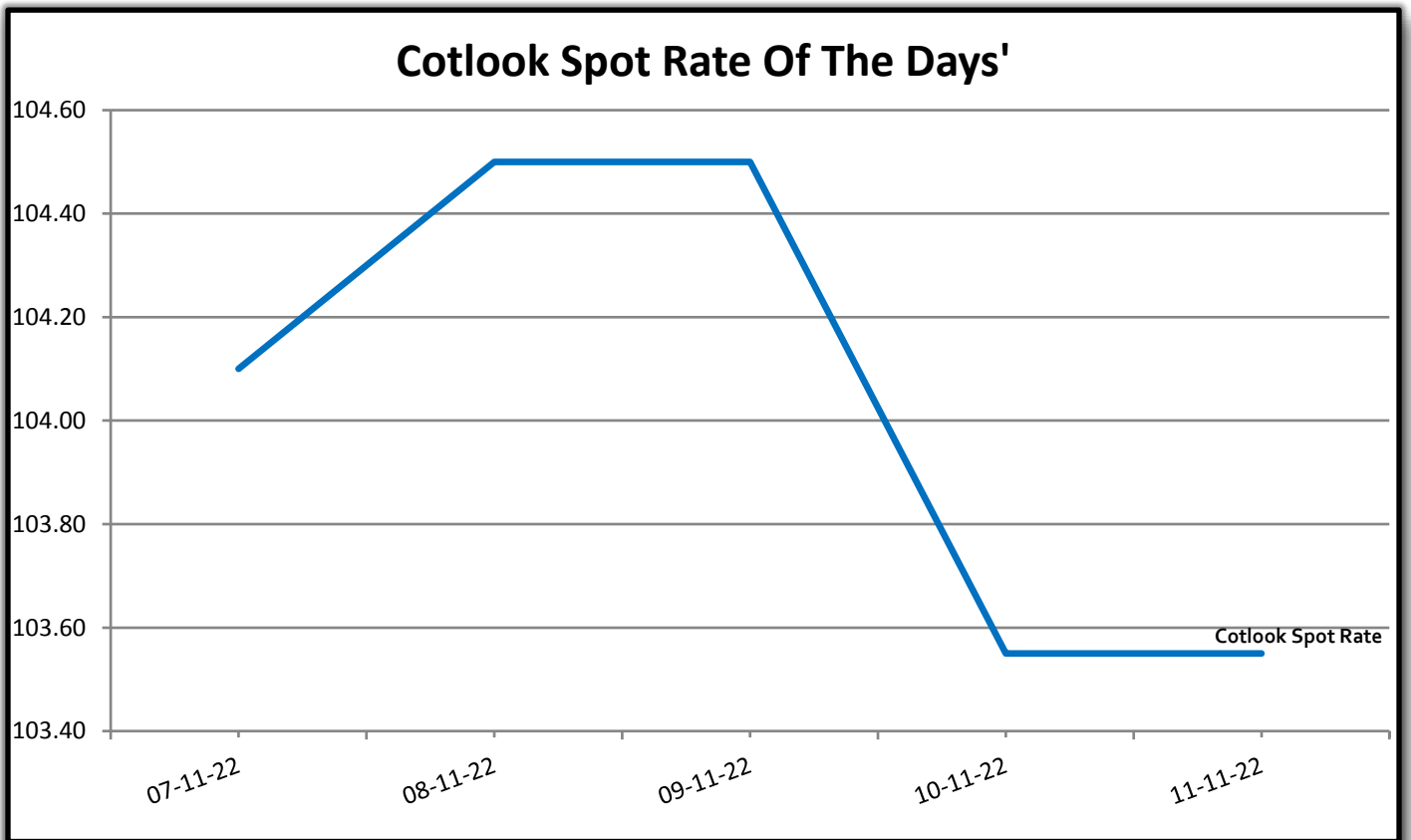




GUJCOT TRADE ASSOCIATION

WEEKLY REPORT 12-Oct-2022

Foreign Indices			
Date	Cotlook	ICE	
	Spot Rate	Dec-22	Mar-23
07-11-2022	104.10	87.49	85.83
08-11-2022	104.50	87.68	85.74
09-11-2022	104.50	86.50	84.73
10-11-2022	103.55	86.38	84.56
11-11-2022	103.55	88.20	86.33

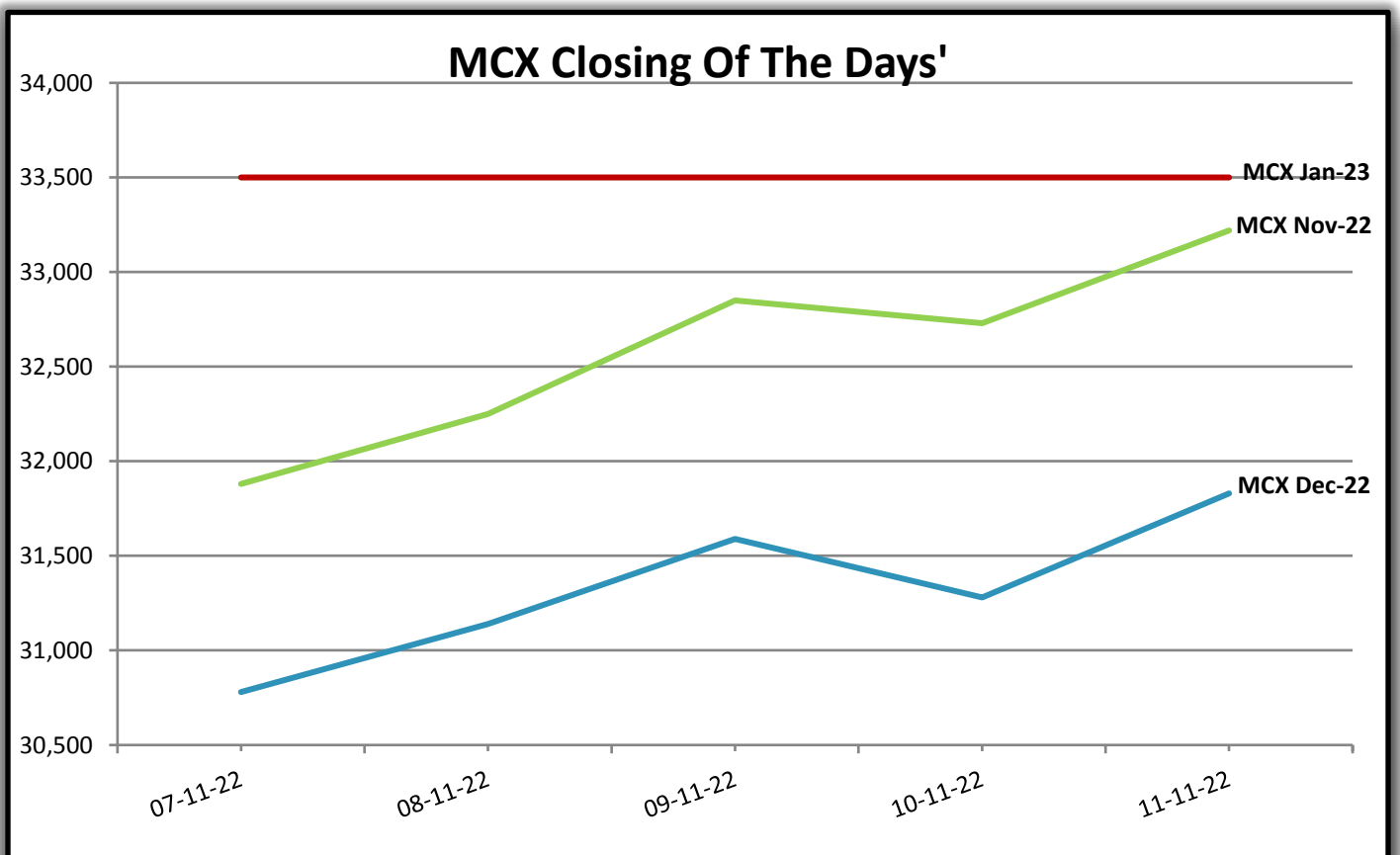
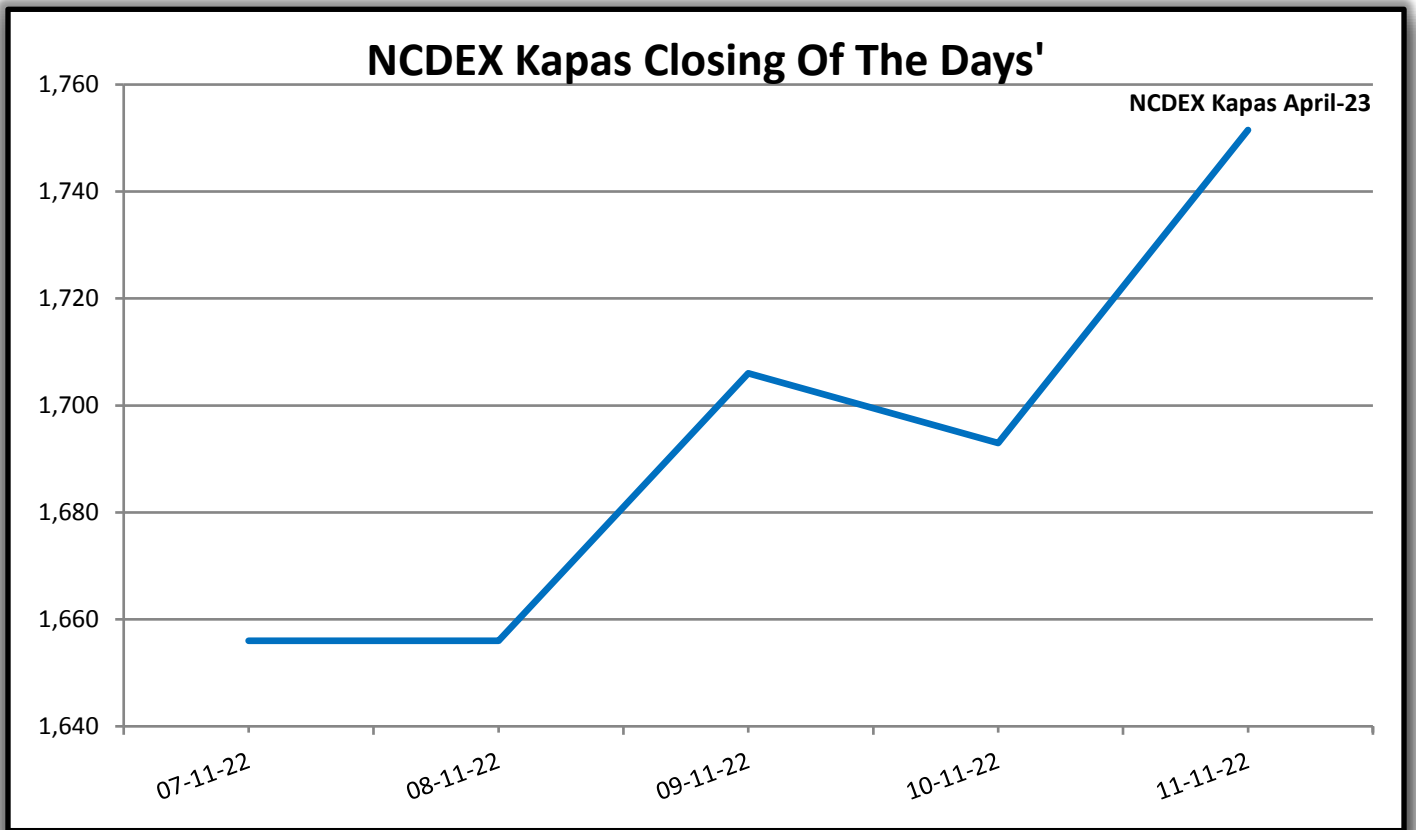




GUJCOT TRADE ASSOCIATION

WEEKLY REPORT 12-Oct-2022

Indian Indices				
Date	NCDEX Kapas	MCX		
	April	Nov-22	Dec-22	Jan-23
07-11-2022	1656.00	31,880	30,780	33,500
08-11-2022	1656.00	32,250	31,140	33,500
09-11-2022	1706.00	32,850	31,590	33,500
10-11-2022	1693.00	32,730	31,280	33,500
11-11-2022	1751.50	33,220	31,830	33,500



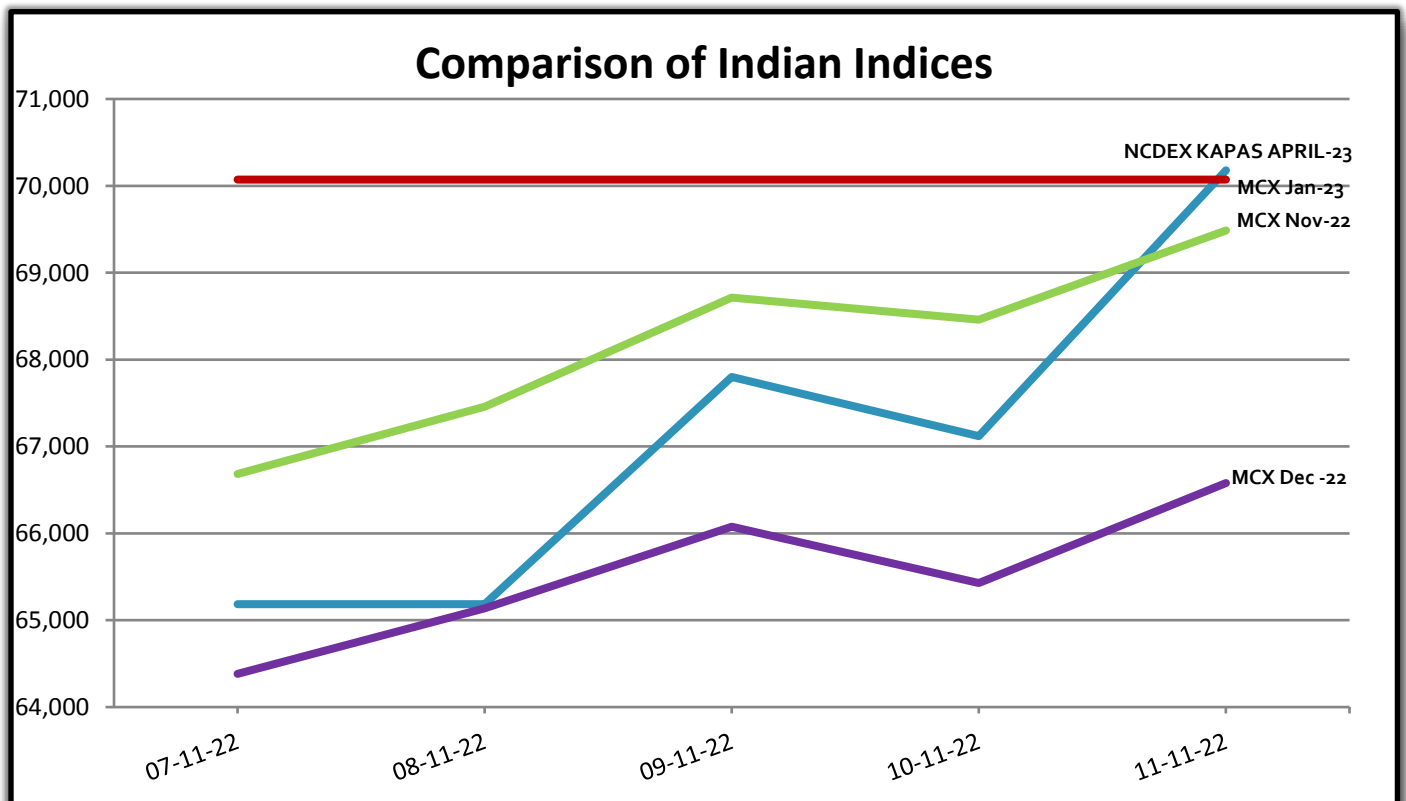


GUJCOT TRADE ASSOCIATION

WEEKLY REPORT 12-Oct-2022

Indian Indices in Candy Rate				
Date	NCDEX Kapas	MCX		
	April	Oct-22	Nov-22	Dec-22
07-11-2022	65,185	66,683	64,383	70,072
08-11-2022	65,185	67,457	65,136	70,072
09-11-2022	67,799	68,712	66,077	70,072
10-11-2022	67,120	68,461	65,428	70,072
11-11-2022	70,179	69,486	66,579	70,072

Remark :- For NCDEX Kapas we have taken seed rate 700/20 Kg to convert in Candy.

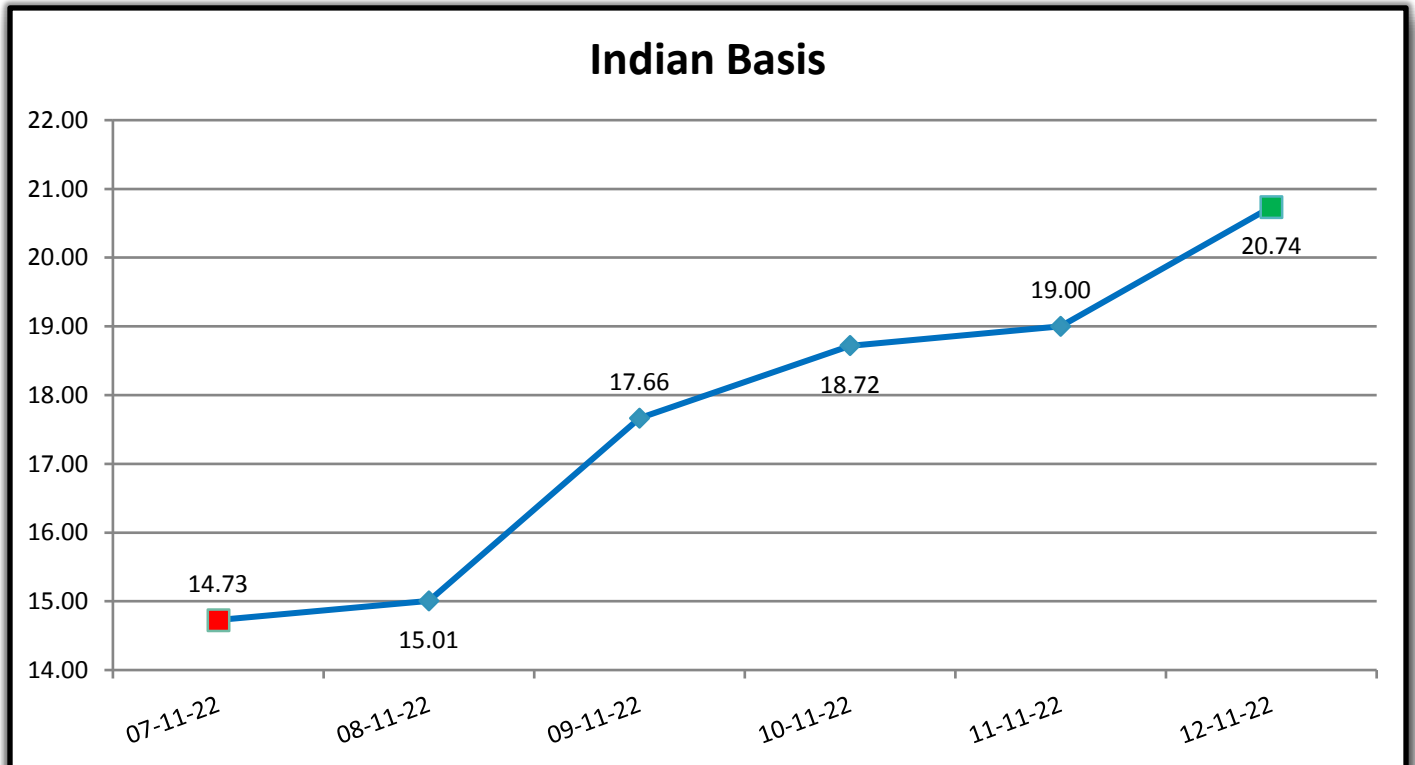




GUJCOT TRADE ASSOCIATION

WEEKLY REPORT 12-Oct-2022

Indian Basis					
DATE	29 MM	USD-INR	CENTS/LB	ICE DEC	BASIS
07-11-2022	65,650	81.92	102.22	87.49	14.73
08-11-2022	65,950	81.92	102.69	87.68	15.01
09-11-2022	66,500	81.43	104.16	86.50	17.66
10-11-2022	67,400	81.80	105.10	86.38	18.72
11-11-2022	67,900	80.79	107.20	88.20	19.00
12-11-2022	69,000	80.79	108.94	88.20	20.74





GUJCOT TRADE ASSOCIATION

WEEKLY REPORT 12-Oct-2022

IN THE WEEK AHEAD

- Friday at 2:30 p.m. Central – Commitments of Traders
- Monday at 3:00 p.m. Central – Crop Progress and Condition
- Thursday at 7:30 a.m. Central – Export Sales Report
- Thursday at 11:00 a.m. Central – WASDE
- Thursday at 11:00 a.m. Central – Crop Production
- Thursday at 2:30 p.m. Central – Cotton-On-Call

One stop solution for all cotton related reports and information.

Visit <https://www.gujcot.com>. It's updated every day in real time.

You can view

- Gujarat Daily Spot Rate at 5:30 pm and Historical Data
- Gujarat Latest Pressing Report and Historical Data
- Daily Weather Report
- Cotton Advisory Board Balance sheet and Area, Production, Yield reports from cotton season 1991-1992 to 2017-2018 estimate available from Menu->Reports
- All Historical Gujcot Weekly Reports Menu->Reports
- All India Cotton Sowing data
- Gujarat Cotton Sowing District wise Report
- US Export Sales Report
- US Crop Progress Report
- China Cotton Auction Update
- International Cotton Indices and Spot Rates.
- USDA WASDE Report
- ICE Cotton On Call Report
- And All other National & International reports and upcoming events

Report Sponsors:

Click on Sponsor's Logo to visit Sponsor's Website



**SHYAM GROUP
OF COMPANIES**



"eCotton - domestic"-Mobile Application

Cotton Bales Trading Platform

For Ginners, Spinners, Traders, Exporters & Brokers



Report prepared by

Milan Rajpara

Manager

Gujcot Trade Association