



GUJCOT TRADE ASSOCIATION

WEEKLY REPORT 17-Sept-2022

Market Movement from 12th Sept 2022 to 17th Sept 2022.

- NY December future closed limit down on Friday and during the week lost 555 points.
- WASDE was bearish for US as USDA increased the US production to 13.8 million bales. Also reduced consumption in some countries. Ultimately USDA increased World ending stock by nearly 1.98 million bales.
- US Export sales report for 3 weeks was published. Sales was 2.58, 2.30 and 1.08 for first 3 weeks and current week sale was 2,31,000 bales. So, US export sale is good. Shipment also in good pace near 2,36,000 bales.
- Total commitment for 2022-23 reached 8 million bales out of that 1.4 million bales already shipped.
- Despite low crop and nearly 66% already sold out but market ignored it and remained bearish.
- North India arrival is picking up. North market is volatile and leading of bearish trend in India.
- Indian MCX is also sharply down.
- All India cotton sowing reached 126 lakh hectares. Despite some rain during this week crop conditions looks quite good.
- India is heading towards higher yield this year.
- Due to sharp decline in NY Indian basis again got high. Mills are not able to find buyer of yarn so running slowly to minimize the loss.
- Hope for better week ahead with good arrival.



GUJCOT TRADE ASSOCIATION

WEEKLY REPORT 17-Sept-2022

Gujarat District wise Cotton Sowing

Gujarat Districtwise Cotton Sowing Till 12-September-2022			
Kutch	675	Saurashtra	18,254
Kutch	675	Surendranagar	4,056
		Rajkot	2,334
North Gujarat	2,172	Jamnagar	1,592
Banarsakantha	344	Porbandar	98
Patan	469	Junagadh	508
Mehsana	381	Amreli	3,518
Sabarkantha	489	Bhavnagar	2,389
Gandhinagar	206	Morbi	1,962
Aravali	283	Botad	1,505
		Gir Somnath	189
Middle Gujarat	2,787	Devbhumi Dwarka	102
Ahmedabad	539		
Anand	11	South Gujarat	1,601
Kheda	156	Surat	43
Panchmahal	122	Narmada	525
Dahod	4	Bharuch	918
Vadodara	816	Dang	0
Mahisagar	101	Navsari	0
Chota Udaipur	1,038	Valsad	0
		Tapi	115
TOTAL			25,489
TOTAL (Last Year)			22,512
All Figures in '00 Hectares			
Source :- Agriculture, Farmers Welfare and Co-operation Department Government of Gujarat			



GUJCOT TRADE ASSOCIATION

WEEKLY REPORT 17-Sept-2022

Global

US Weekly Export Sales

- Net UPLAND sales of 230,700 RB for 2022/2023 primarily for China (61,000 RB, including decreases of 700 RB), Vietnam (48,500 RB, including 2,000 RB switched from South Korea and decreases of 100 RB), Pakistan (36,800 RB, including decreases of 100 RB), Costa Rica (26,400 RB), and El Salvador (18,000 RB), were offset by reductions primarily for South Korea (2,000 RB), Nicaragua (1,100 RB).
- Net sales of 101,000 RB for 2023/2024 were reported for Indonesia (79,200 RB), El Salvador (9,000 RB), Pakistan (7,900 RB), Honduras (4,400 RB), and Japan (500 RB).
- Exports of 235,400 RB were primarily to China (51,000 RB), Turkey (43,900 RB), Vietnam (40,300 RB), Mexico (27,300 RB), and Pakistan (13,400 RB).
- Net sales of Pima totaling 900 RB reported for Thailand (1,000 RB) and Pakistan (200 RB), were offset by reductions for Egypt (300 RB).
- Exports of 700 RB were primarily to India (300 RB).

US Export Sales	01-Sep-2022
Marketing Year 2021-22	
Upland Gross Sales	236,800
Cancellation	6,100
Net Upland Sales	230,700
PIMA Gross Sales	1,200
Cancellation	300
Net PIMA Sales	900
Total Gross Sales	238,000
Total Cancellation	6,400
Total Net Sales	231,600
Shipments	
UPLAND	235,400
PIMA	700
Total Shipment	236,100
Marketing Year 2022-23	
Net Upland Sales	101,000
Net PIMA Sales	0
Total Net Sales	101,000
All Figures in US Running Bale	



GUJCOT TRADE ASSOCIATION

WEEKLY REPORT 17-Sept-2022

Gujarat Spot Rate Weekly Changes						
Variety	Staple Length	Mic.	10-09-2022	17-09-2022	Change	Change (in Per.)
					W/W	W/W
Shankar 6	29mm	3.8	86,500	79,500	-7,000	-8.81%
V-797	13% Trash		57,250	55,750	-1,500	-2.69%
MCX Spot Rate			42,280	40,060	-2,220	-5.54%
USD-INR Exchange			79.58	79.74	0.16	0.20%

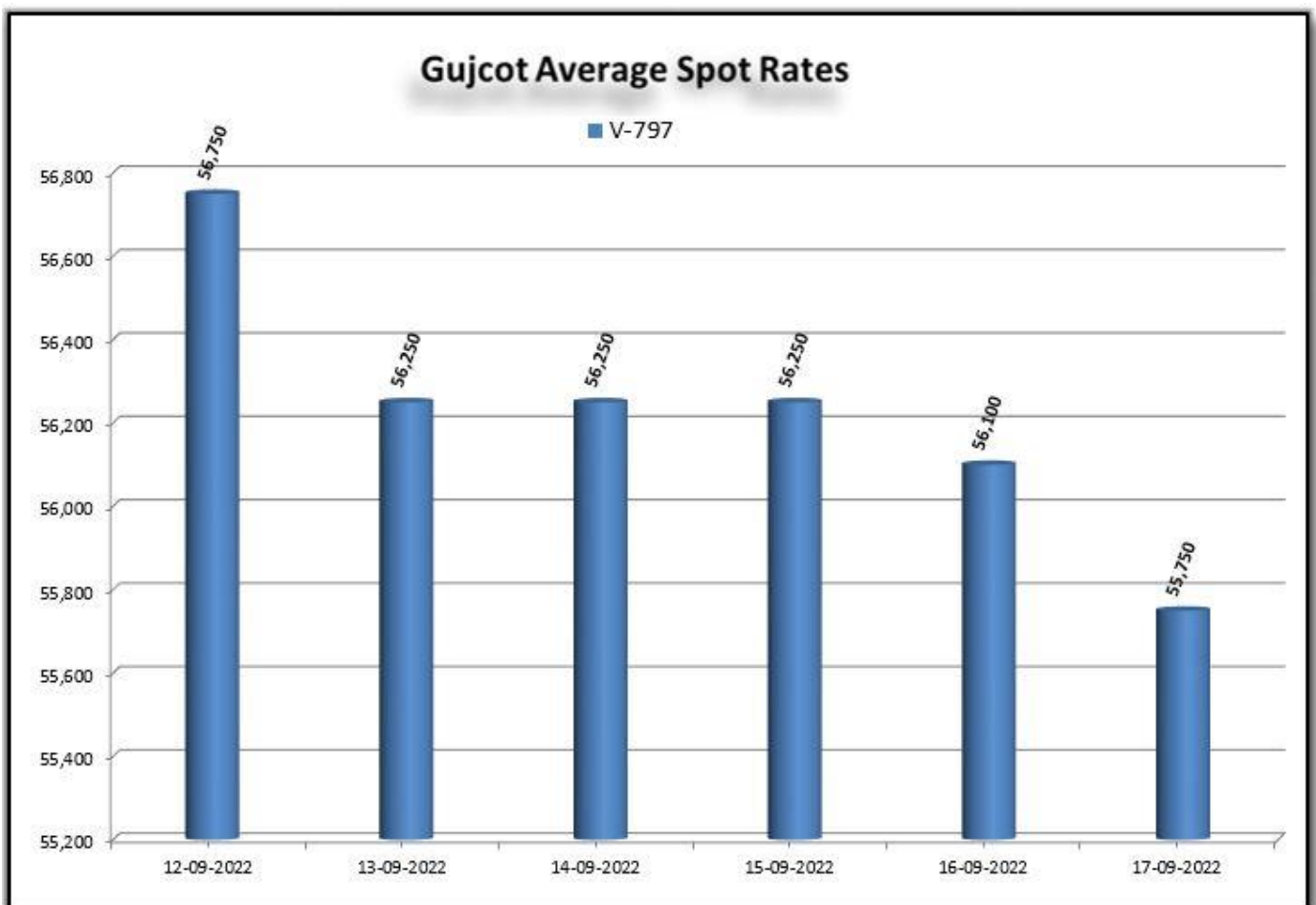
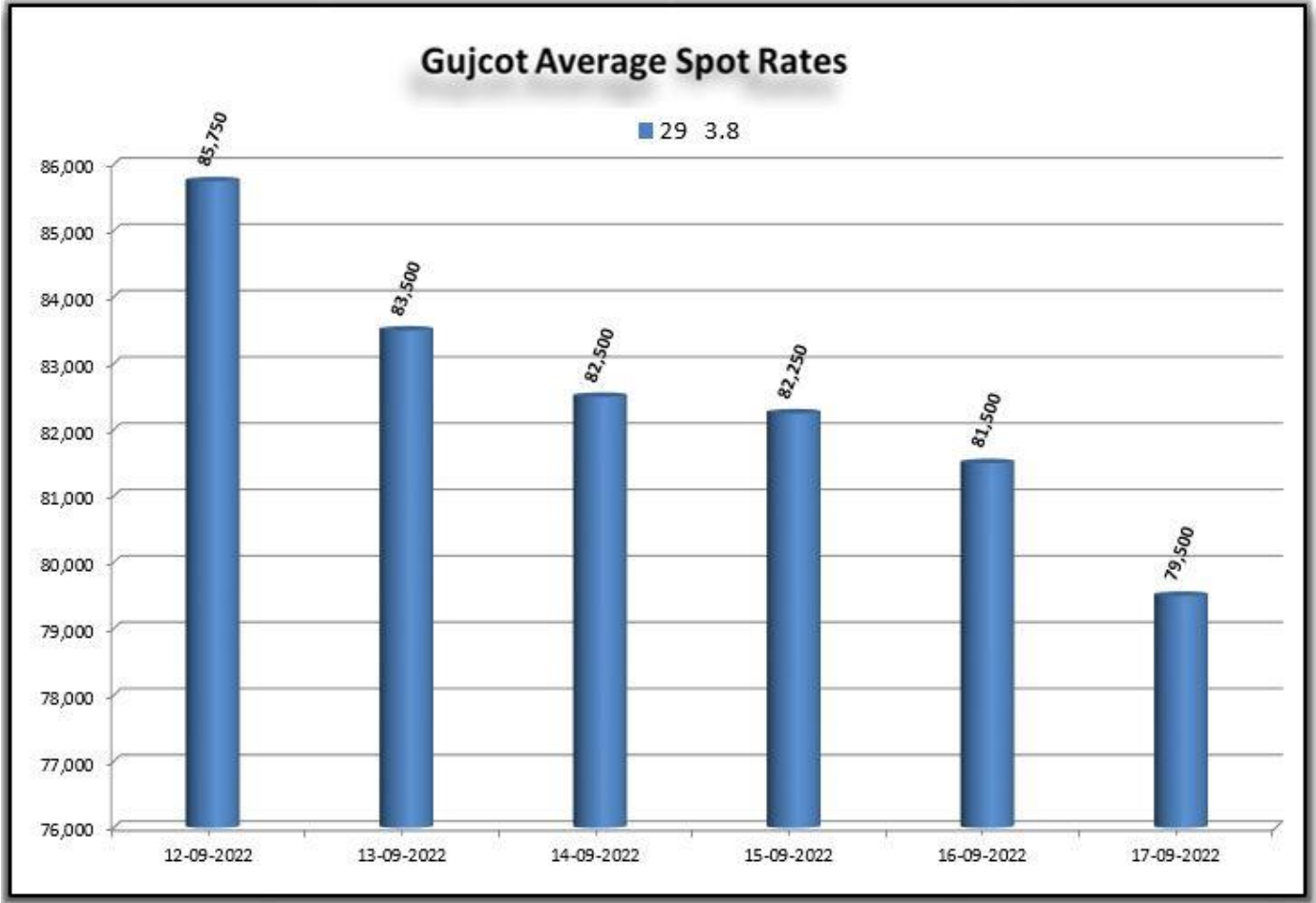
Average Rate of Last week					
Variety	Staple Length	Mic.	Price Range		Average Of 6 Days
			Low	High	
Shankar 6	29	3.8	79,500	85,750	82,500
Shankar 6	28.5	3.7	No Quote	No Quote	No Quote
Shankar 6	28	3.6	No Quote	No Quote	No Quote
Shankar 6	27	3.2	No Quote	No Quote	No Quote
Shankar 6	26	3.0	No Quote	No Quote	No Quote
V-797	13% Trash		55,750	56,750	56,225
MCX Spot Rate			40,060	41,470	40,580
USD Exchange Rate			79.15	79.74	79.55

Rate Of Last Week				
Date	29 3.8	V-797	MCX Spot Rate	USD-INR Exchange
12-09-2022	85,750	56,750	41,470	79.52
13-09-2022	83,500	56,250	41,320	79.15
14-09-2022	82,500	56,250	40,470	79.44
15-09-2022	82,250	56,250	40,100	79.70
16-09-2022	81,500	56,100	40,060	79.74
17-09-2022	79,500	55,750	40,060	79.74



GUJCOT TRADE ASSOCIATION

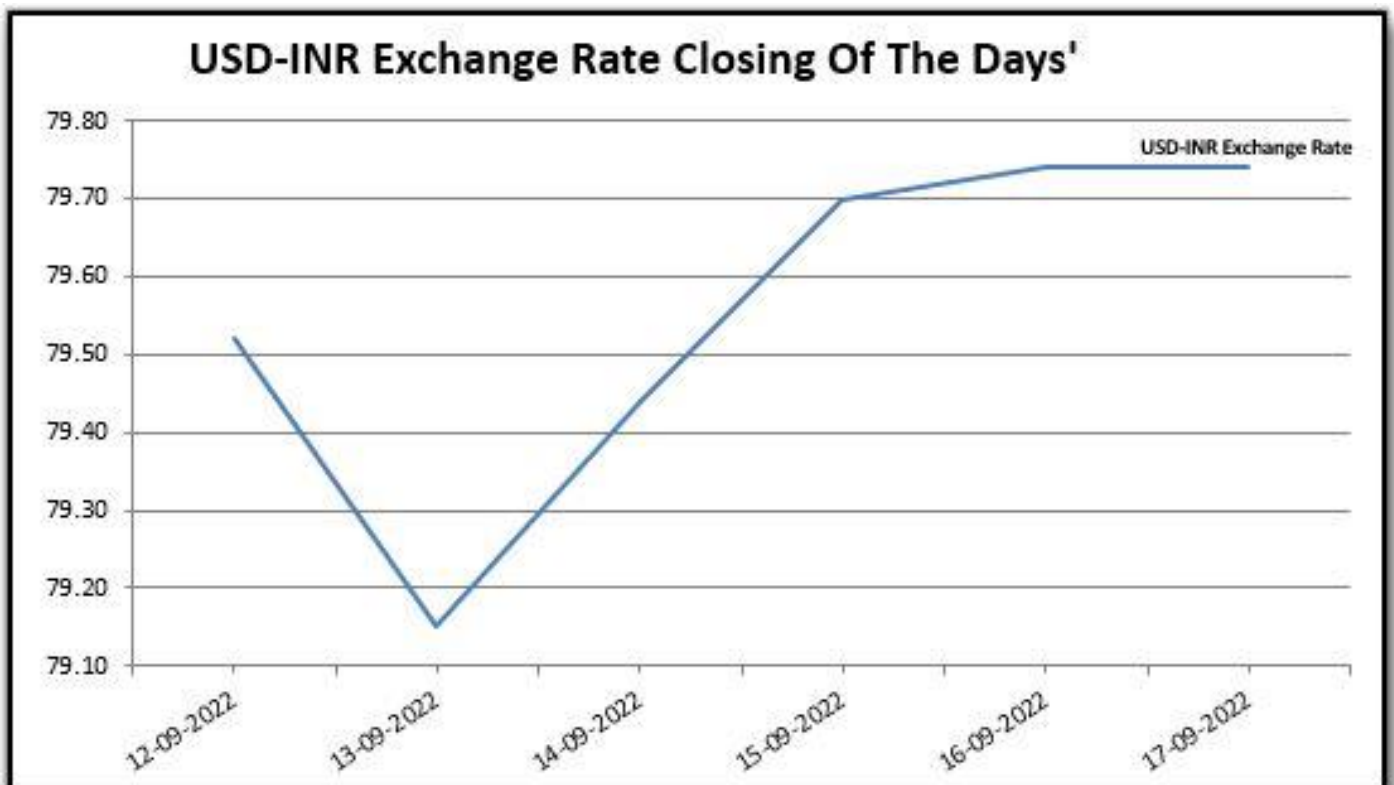
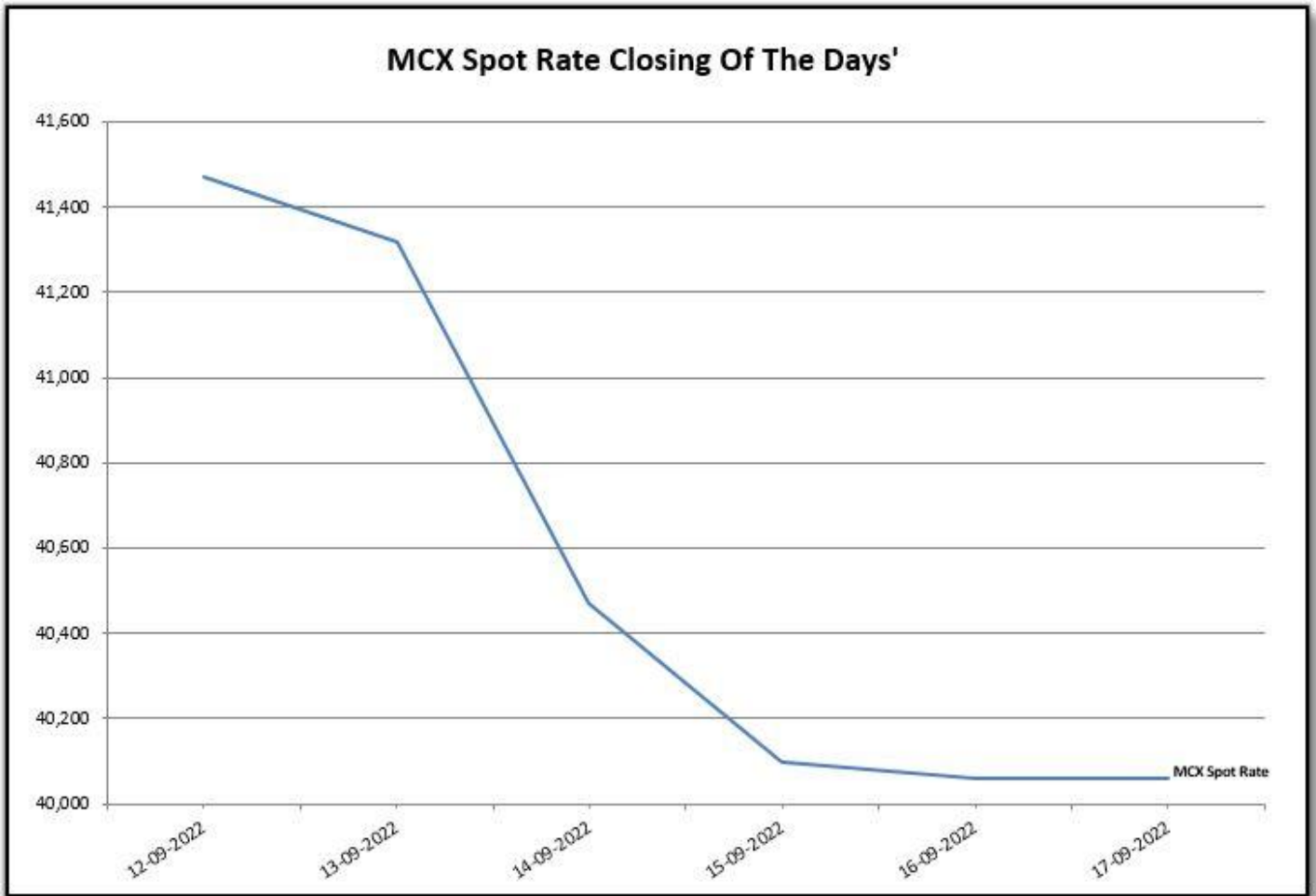
WEEKLY REPORT 17-Sept-2022





GUJCOT TRADE ASSOCIATION

WEEKLY REPORT 17-Sept-2022

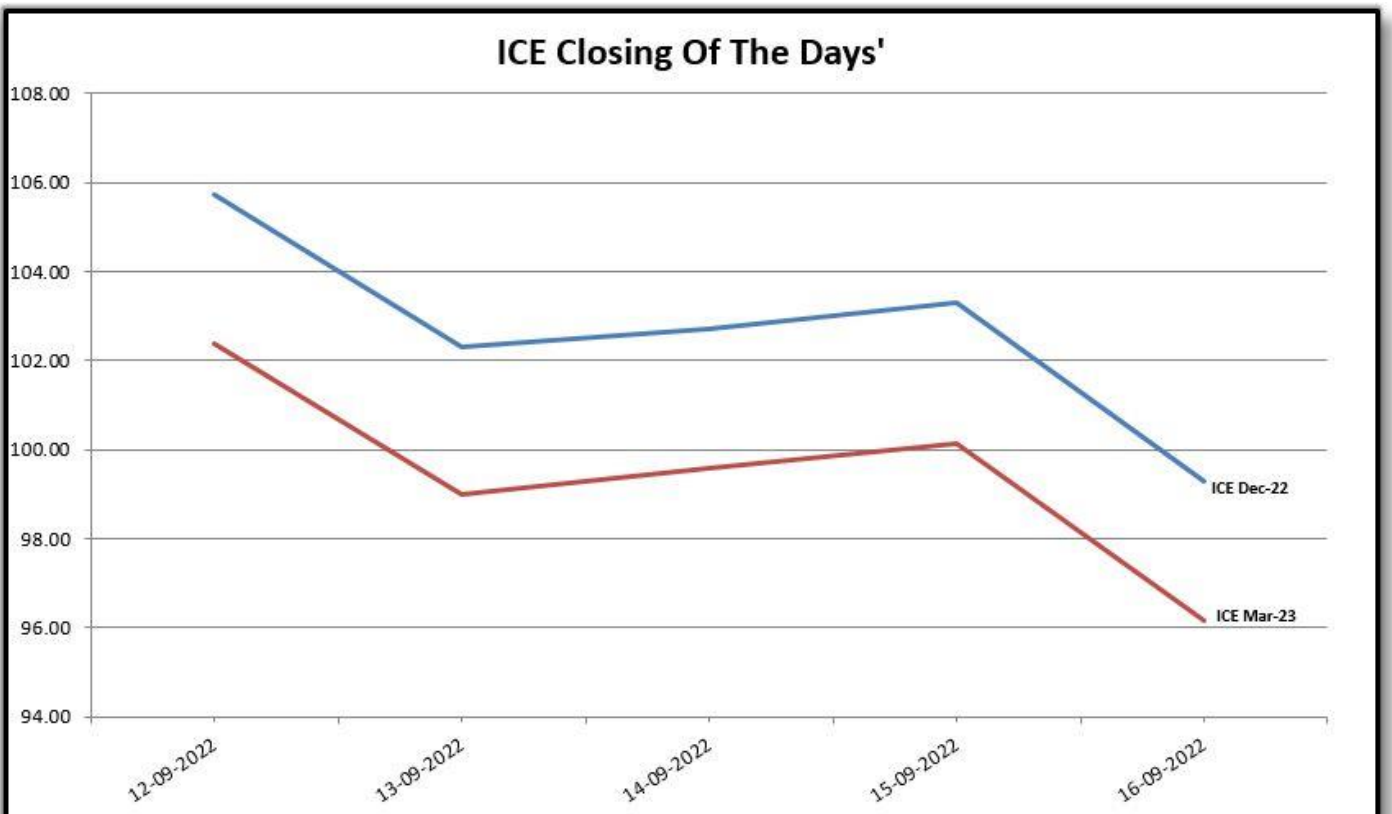
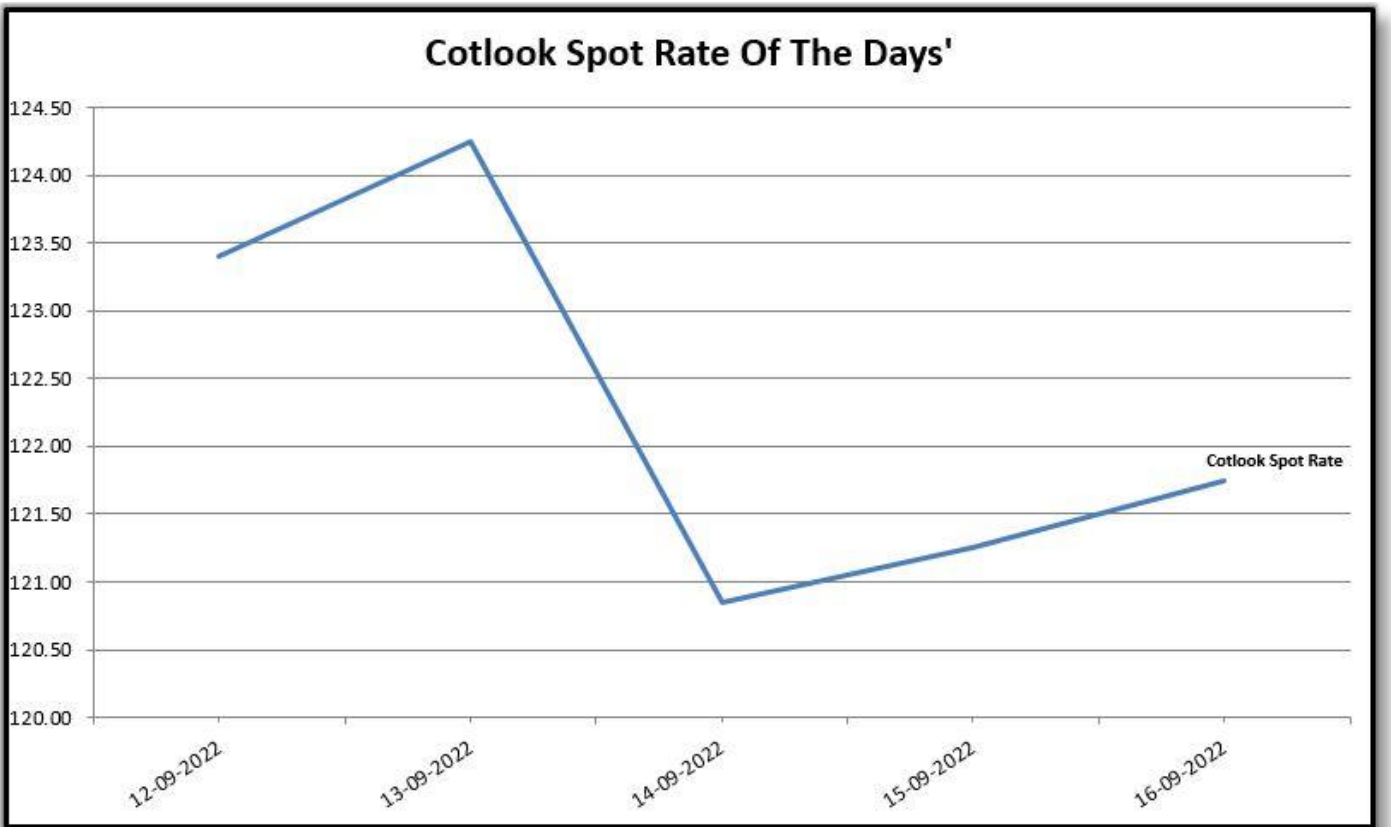




GUJCOT TRADE ASSOCIATION

WEEKLY REPORT 17-Sept-2022

Foreign Indices			
Date	Cotlook	ICE	
	Spot Rate	Dec-22	Mar-23
12-09-2022	123.40	105.71	102.37
13-09-2022	124.25	102.32	99.01
14-09-2022	120.85	102.71	99.58
15-09-2022	121.25	103.29	100.15
16-09-2022	121.75	99.29	96.15

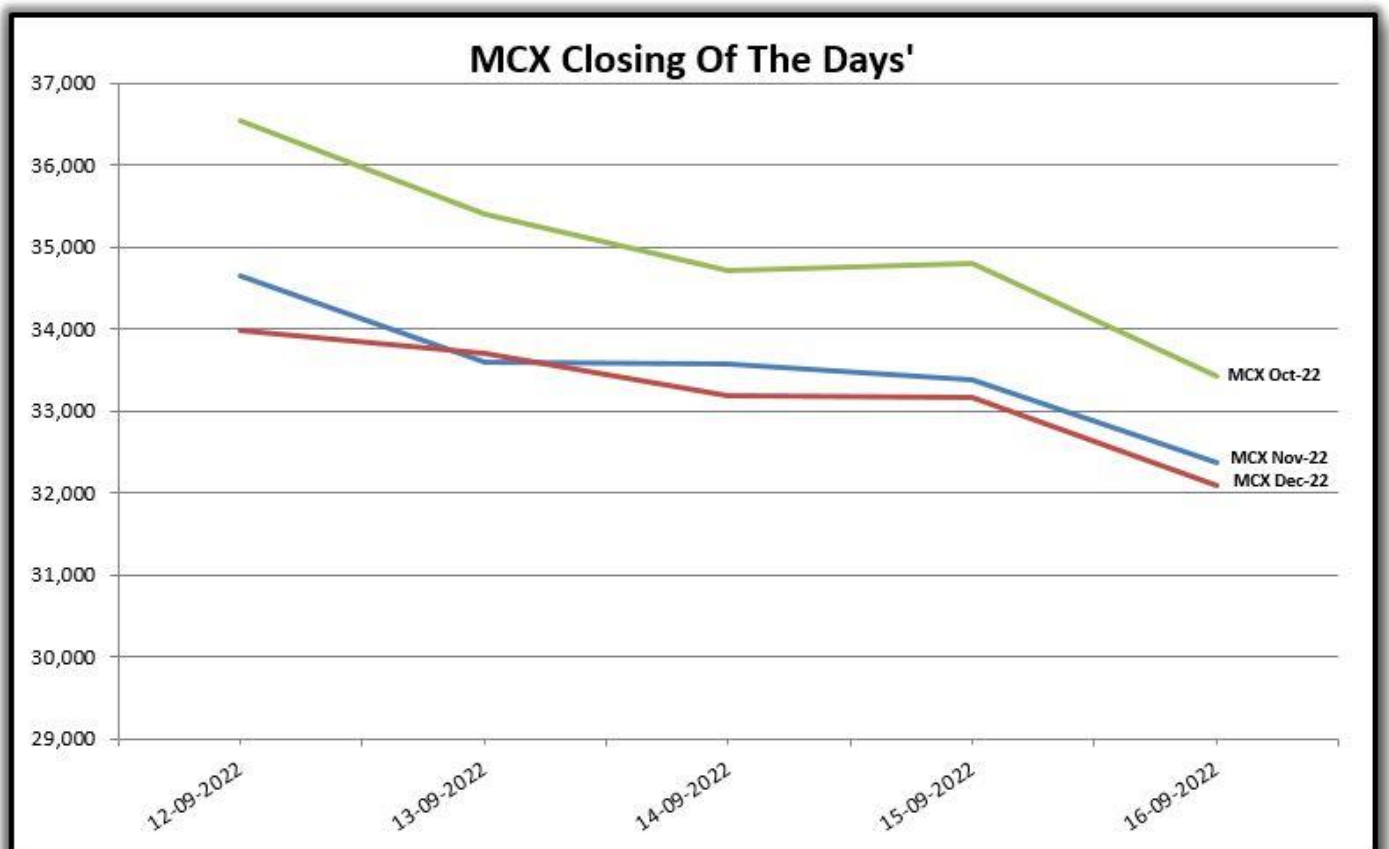
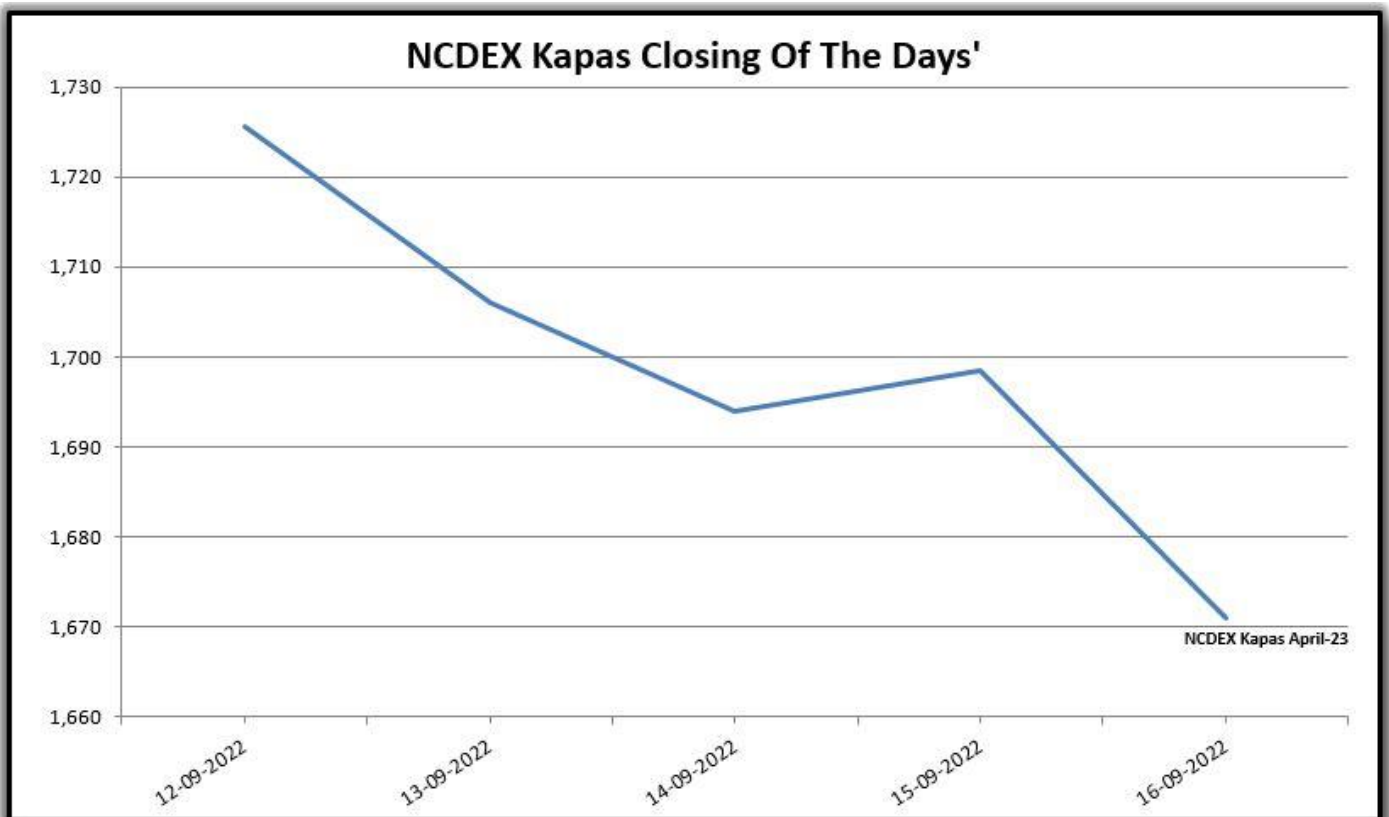




GUJCOT TRADE ASSOCIATION

WEEKLY REPORT 17-Sept-2022

Indian Indices				
Date	NCDEX Kapas	MCX		
	April	Oct-22	Nov-22	Dec-22
12-09-2022	1725.50	36,550	34,660	33,990
13-09-2022	1706.00	35,400	33,600	33,700
14-09-2022	1694.00	34,720	33,570	33,180
15-09-2022	1698.50	34,810	33,380	33,170
16-09-2022	1671.00	33,420	32,380	32,080



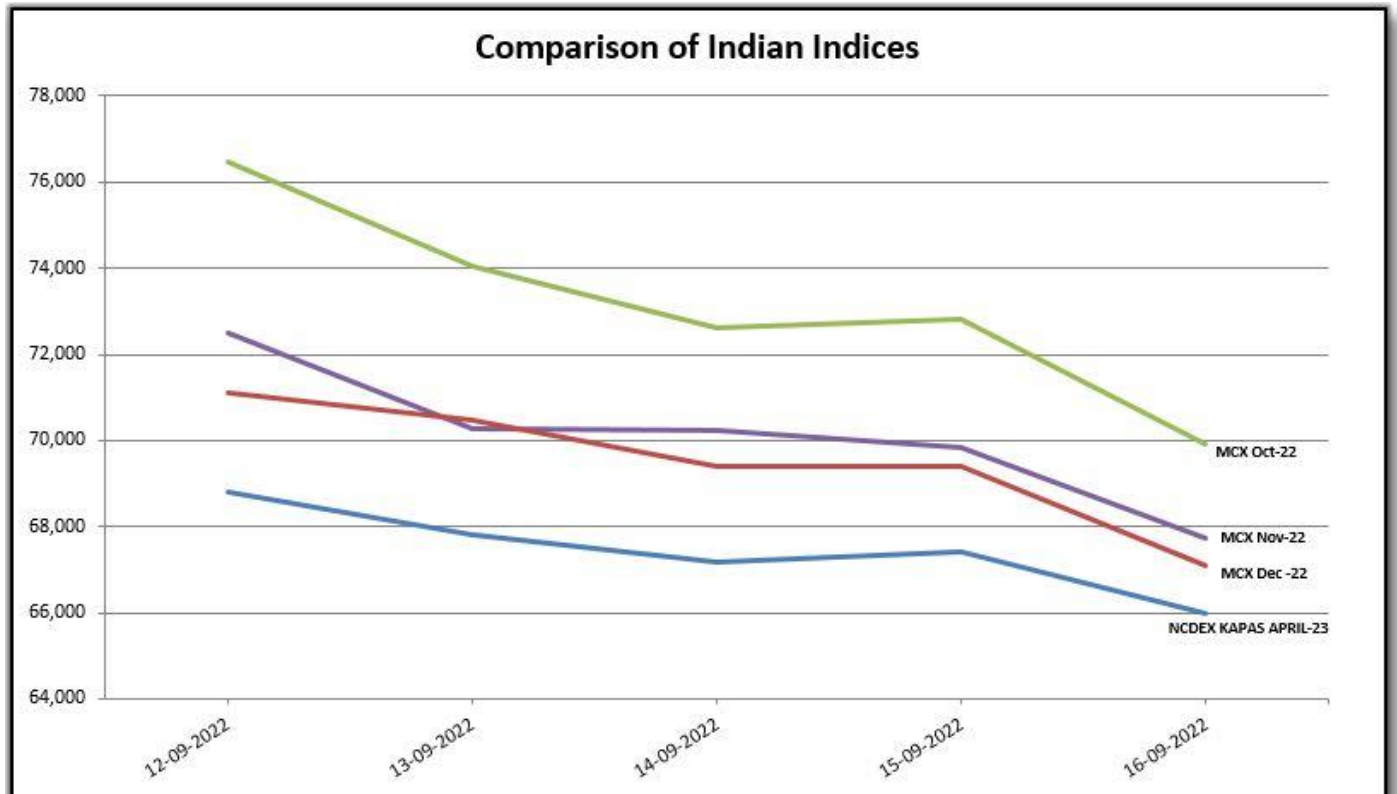


GUJCOT TRADE ASSOCIATION

WEEKLY REPORT 17-Sept-2022

Indian Indices in Candy Rate				
Date	NCDEX Kapas	MCX		
	April	Aug-22	Oct-22	Nov-22
12-09-2022	68,819	76,452	72,498	71,097
13-09-2022	67,799	74,046	70,281	70,490
14-09-2022	67,172	72,624	70,218	69,403
15-09-2022	67,407	72,812	69,821	69,382
16-09-2022	65,969	69,905	67,729	67,102

Remark :- For NCDEX Kapas we have taken seed rate 700/20 Kg to convert in Candy.

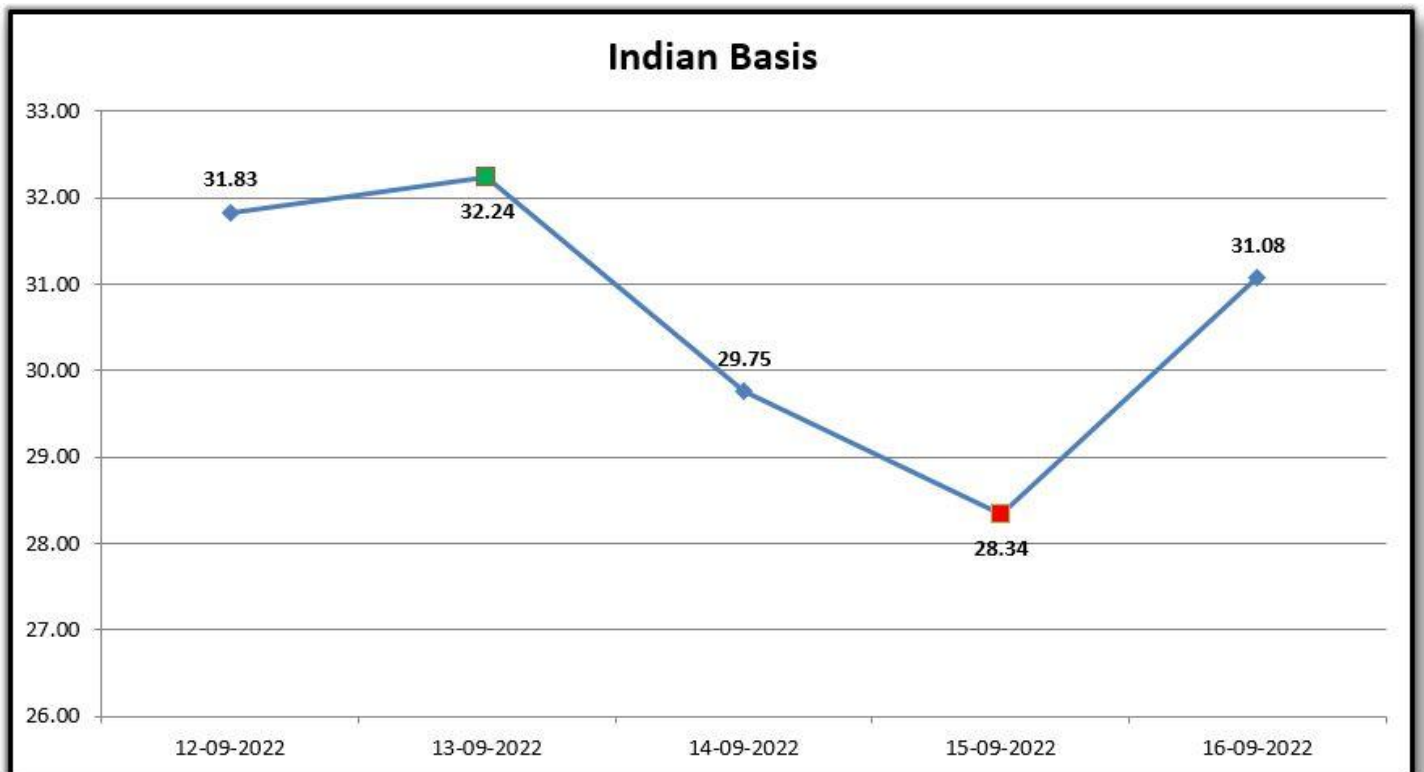




GUJCOT TRADE ASSOCIATION

WEEKLY REPORT 17-Sept-2022

Indian Basis					
DATE	29 MM	USD-INR	CENTS/LB	ICE DEC	BASIS
12-09-2022	85,750	79.52	137.54	105.71	31.83
13-09-2022	83,500	79.15	134.56	102.32	32.24
14-09-2022	82,500	79.44	132.46	102.71	29.75
15-09-2022	82,250	79.70	131.63	103.29	28.34
16-09-2022	81,500	79.74	130.37	99.29	31.08





GUJCOT TRADE ASSOCIATION

WEEKLY REPORT 17-Sept-2022

IN THE WEEK AHEAD

- Friday at 2:30 p.m. Central – Commitments of Traders
- Monday at 3:00 p.m. Central – Crop Progress and Condition
- Thursday at 7:30 a.m. Central – Export Sales Report
- Thursday at 11:00 a.m. Central – WASDE
- Thursday at 11:00 a.m. Central – Crop Production
- Thursday at 2:30 p.m. Central – Cotton-On-Call

One stop solution for all cotton related reports and information.

Visit <https://www.gujcot.com>. It's updated every day in real time.

You can view

- Gujarat Daily Spot Rate at 5:30 pm and Historical Data
- Gujarat Latest Pressing Report and Historical Data
- Daily Weather Report
- Cotton Advisory Board Balance sheet and Area, Production, Yield reports from cotton season 1991-1992 to 2017-2018 estimate available from Menu->Reports
- All Historical Gujcot Weekly Reports Menu->Reports
- All India Cotton Sowing data
- Gujarat Cotton Sowing District wise Report
- US Export Sales Report
- US Crop Progress Report
- China Cotton Auction Update
- International Cotton Indices and Spot Rates.
- USDA WASDE Report
- ICE Cotton On Call Report
- And All other National & International reports and upcoming events

Report Sponsors:

Click on Sponsor's Logo to visit Sponsor's Website



Axita Cotton Limited

Report prepared by

Milan Rajpara

Manager

Gujcot Trade Association