



GUJCOT TRADE ASSOCIATION

WEEKLY REPORT 26-Dec-2020

Market Movement from 21st Dec 2020 to 26th Dec 2020

- Due Christmas holidays, this week was short in terms of trading days. Market crashed on Monday due to lockdown news and more spread of Covid-19 cases in Europe and also increasing numbers in USA in line with other markets. But finally recovered majority of the loss and closed the week with 96 points loss.
- US export sales report was published on Wednesday showing one more weekly sale of 4 Lakh plus bales and also good shipment pace which helped future market to recover from Monday's losses.
- Soft dollar also supported market
- Indian physical market also followed NY and week start with some down trend but after NY recovered on Wednesday Indian market recovered early losses.
- CCI has procured over 67 lakh bales till date.
- During this week sales of CCI was negligible.
- All India daily arrivals remained between 2,70,000 to 3,00,000 bales a day.
- Daily arrival in Gujarat was nearly 55,000 to 60,000 bales a day.
- Gujcot spot rate remained between 41,850 to 42,200 during this week.
- Indian rupee remained stable between 73.54 to 73.84 against USD.



GUJCOT TRADE ASSOCIATION

WEEKLY REPORT

26-Dec-2020

Global

US Weekly Export Sales

- Net UPLAND sales of 4,16,700 RB for 2020-2021 were down 1 percent from the previous week, but up 14 percent from the prior 4-week average. Increases primarily for China (1,85,600 RB, including decreases of 13,500 RB), Vietnam (1,08,400 RB), Pakistan (52,000 RB), El Salvador (17,200 RB), and Turkey (14,800 RB), were offset by reductions primarily for Mexico (10,500 RB).
- For 2021-2022, net UPLAND sales of 67,100 RB were primarily for El Salvador (21,600 RB), Honduras (15,000 RB), China (13,200 RB), and Turkey (9,200 RB).
- UPLAND Exports of 2,81,200 RB were up 12 percent from the previous week and 20 percent from the prior 4-week average. Exports were primarily to China (1,56,200 RB), Pakistan (30,900 RB), Vietnam (24,000 RB), Mexico (16,800 RB), and Turkey (14,300 RB).
- Net sales of PIMA totaling 30,900 RB were up noticeably from the previous week and from the prior 4-week average. Increases were primarily for India (9,200 RB), China (8,700 RB), Pakistan (3,700 RB), Egypt (2,700 RB), and Vietnam (2,600 RB).
- PIMA Exports of 13,900 RB were down 40 percent from the previous week and 44 percent from the prior 4-week average. The destinations were primarily to India (5,600 RB), China (3,700 RB), Peru (2,000 RB), Vietnam (900 RB), and El Salvador (600 RB).

US Export Sales	17-Dec-2020
Marketing Year 2020-21	
Upland Gross Sales	4,41,800
Cancellation	25,100
Net Upland Sales	4,16,700
PIMA Gross Sales	30,900
Cancellation	0
Net PIMA Sales	30,900
Total Gross Sales	4,72,700
Total Cancellation	25,100
Total Net Sales	4,47,600
Shipments	
UPLAND	2,81,200
PIMA	13,900
Total Shipment	2,95,100
Marketing Year 2021-22	
Net Upland Sales	67,100
Net PIMA Sales	0
Total Net Sales	67,100
All Figures in US Running Bale	



GUJCOT TRADE ASSOCIATION

WEEKLY REPORT 26-Dec-2020

Gujarat Spot Rate Weekly Changes

Variety	Staple Length	Mic.	19-12-2020	26-12-2020	Change	Change (in Per.)
					W/W	W/W
Shankar 6	29 mm	3.8	42,450	42,100	-350	-0.83%
V-797	13 % Trash		26,700	26,550	-150	-0.56%
MCX Spot Rate			20,370	20,250	-120	-0.59%
USD-INR Exchange			73.55	73.54	-0.01	-0.01%

Average Rate of Last week

Variety	Staple Length	Mic.	Price Range		Average Of 6 Days
			Low	High	
Shankar 6	29	3.8	41,850	42,200	42,033
Shankar 6	28.5	3.7	No Quote	No Quote	No Quote
Shankar 6	28	3.6	No Quote	No Quote	No Quote
Shankar 6	27	3.2	No Quote	No Quote	No Quote
Shankar 6	26	3.0	No Quote	No Quote	No Quote
V-797	13% Trash		26,350	26,600	26,492
MCX Spot Rate			20,090	20,250	20,195
USD Exchange Rate			73.54	73.84	73.67

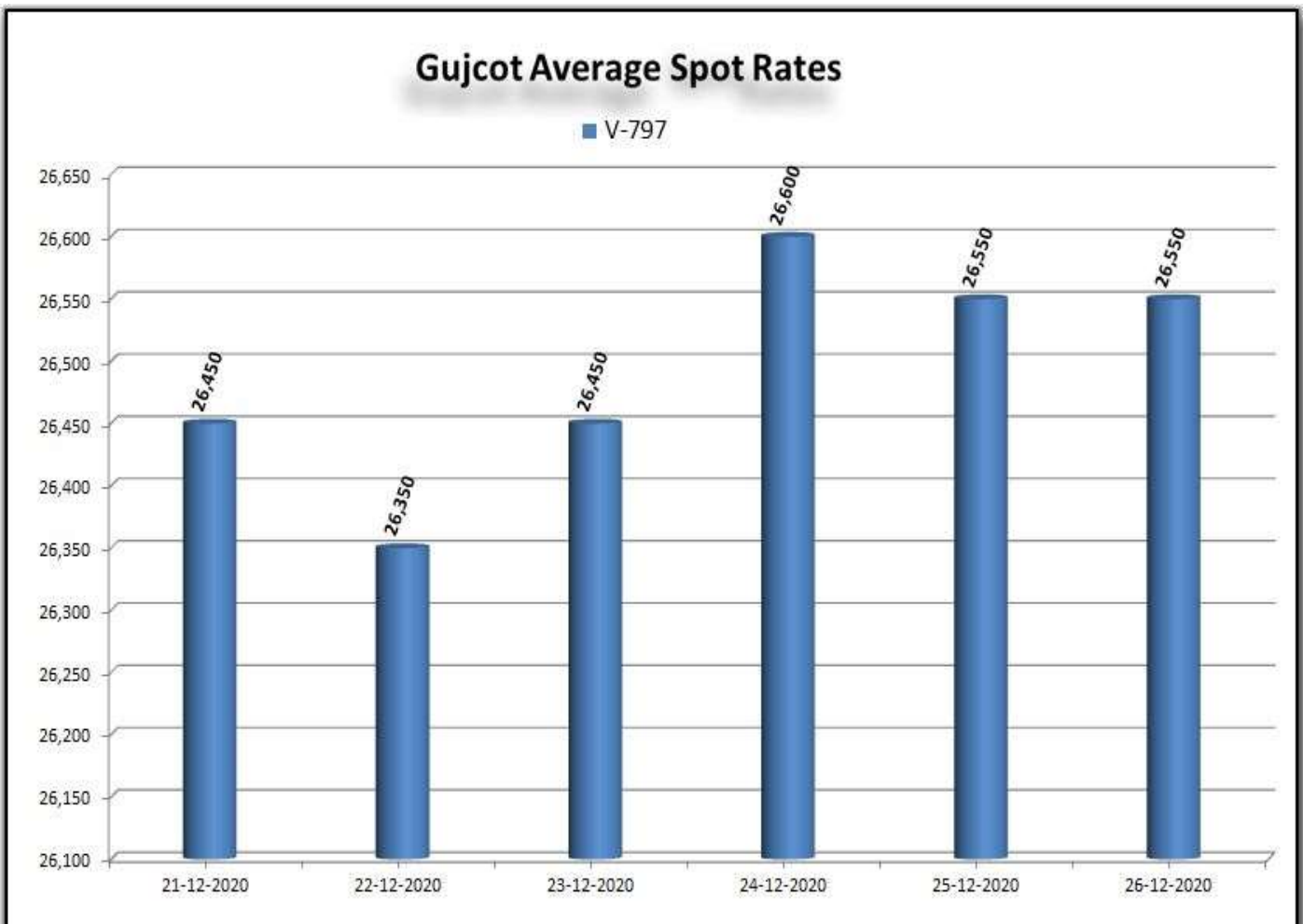
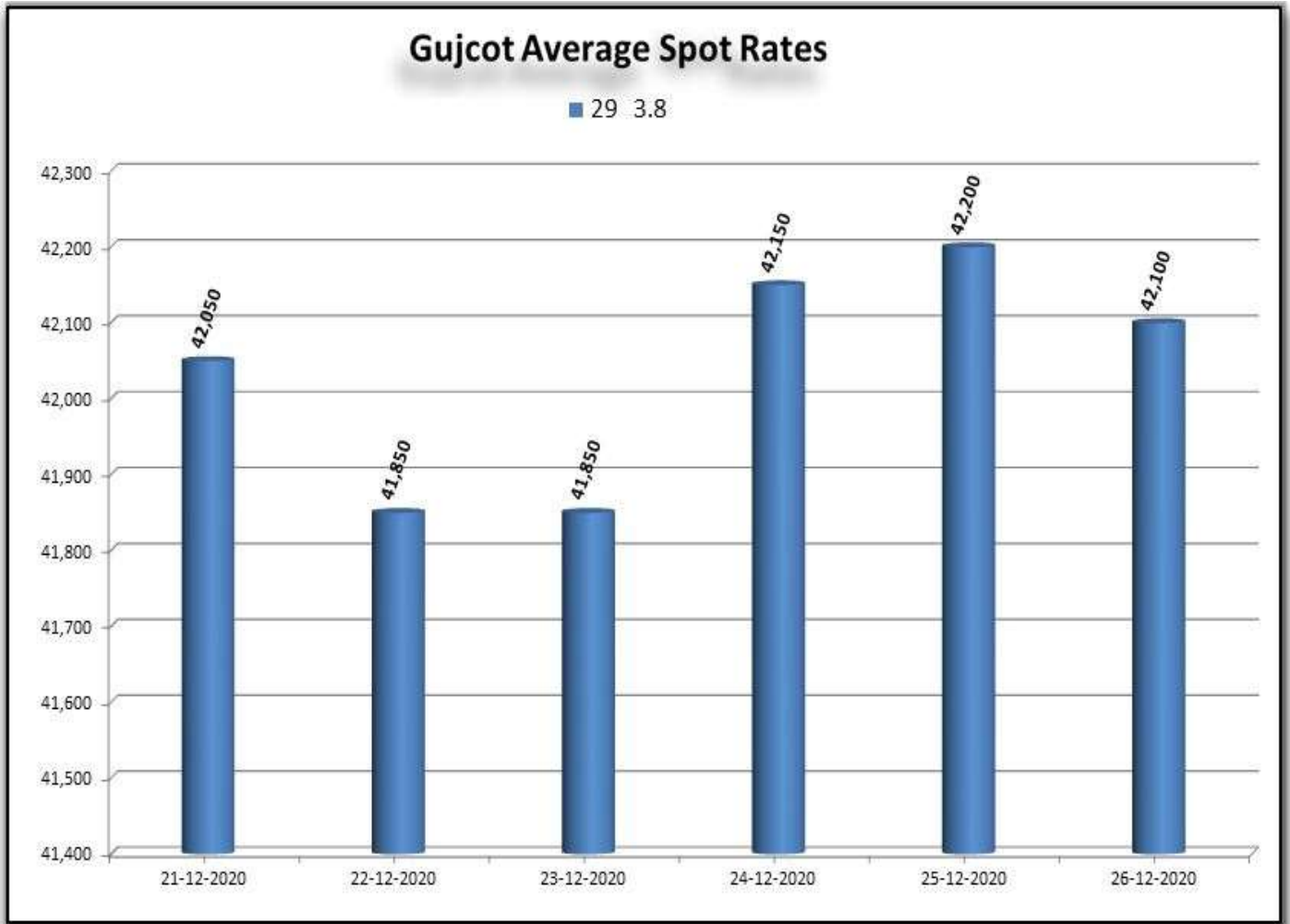
Rate of Last Week

Date	29 3.8	V-797	MCX Spot Rate	USD-INR Exchange
21-12-2020	42,050	26,450	20,160	73.77
22-12-2020	41,850	26,350	20,090	73.84
23-12-2020	41,850	26,450	20,170	73.76
24-12-2020	42,150	26,600	20,250	73.54
25-12-2020	42,200	26,550	20,250	73.54
26-12-2020	42,100	26,550	20,250	73.54



GUJCOT TRADE ASSOCIATION

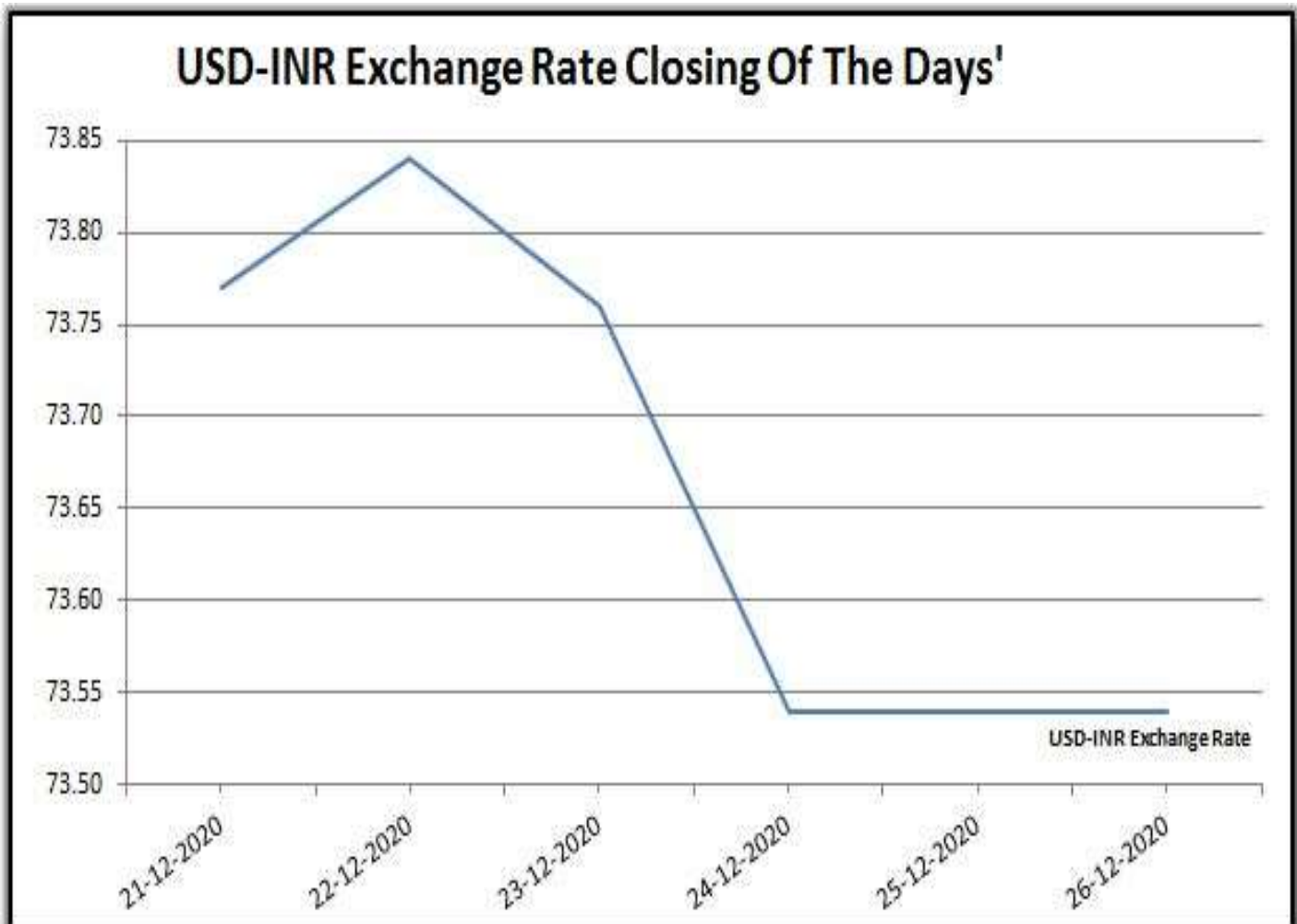
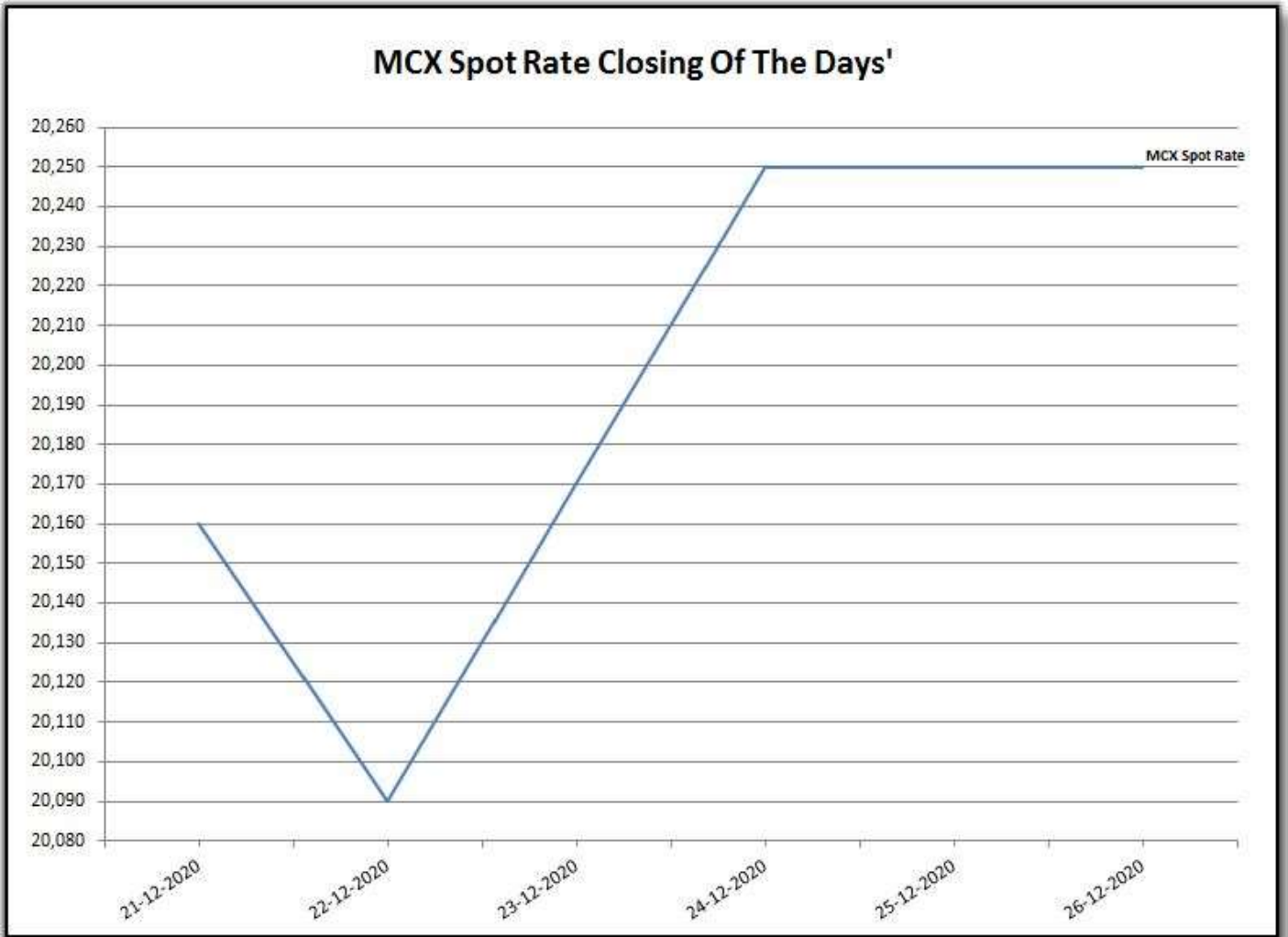
WEEKLY REPORT 26-Dec-2020





GUJCOT TRADE ASSOCIATION

WEEKLY REPORT 26-Dec-2020

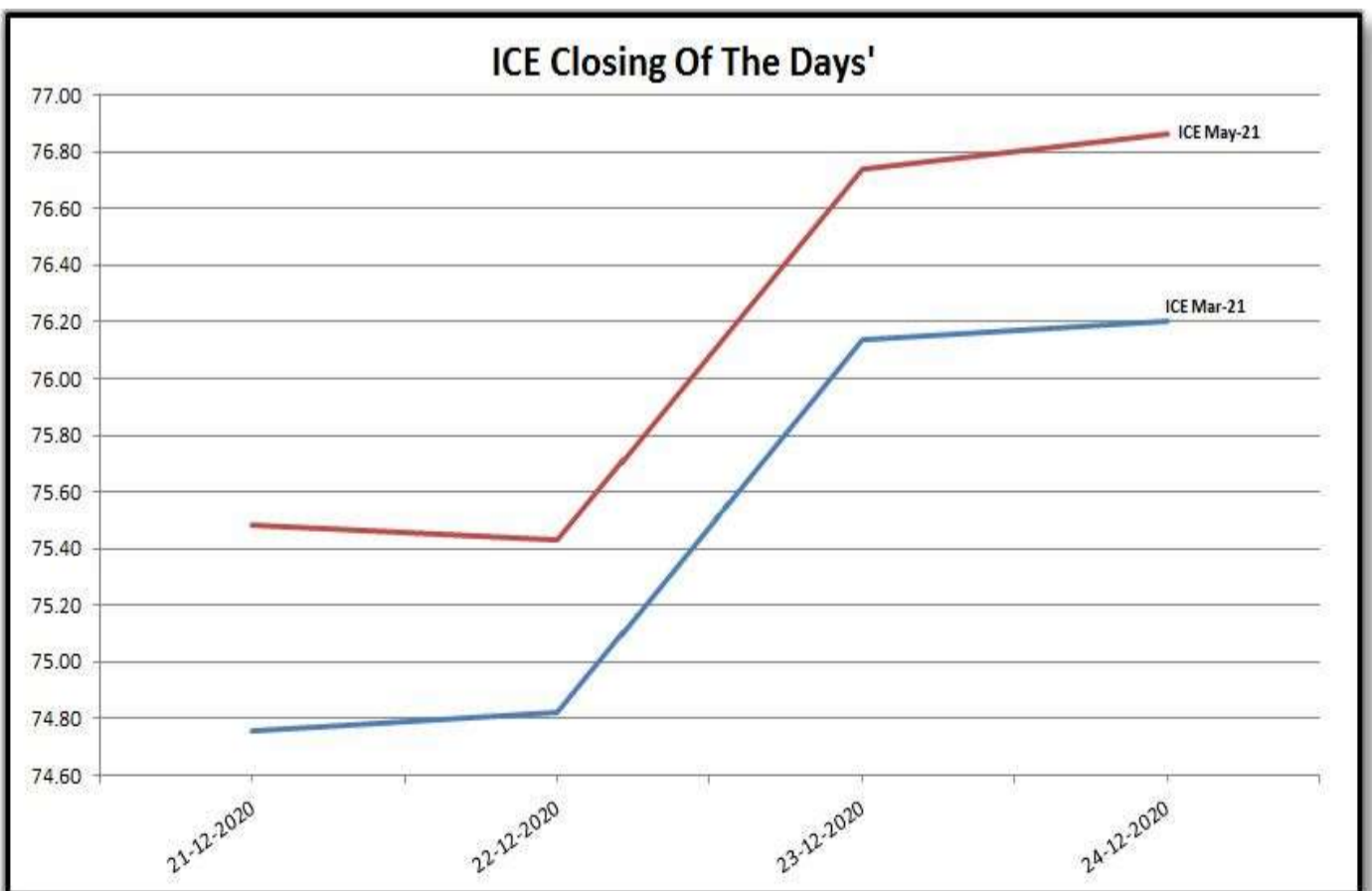
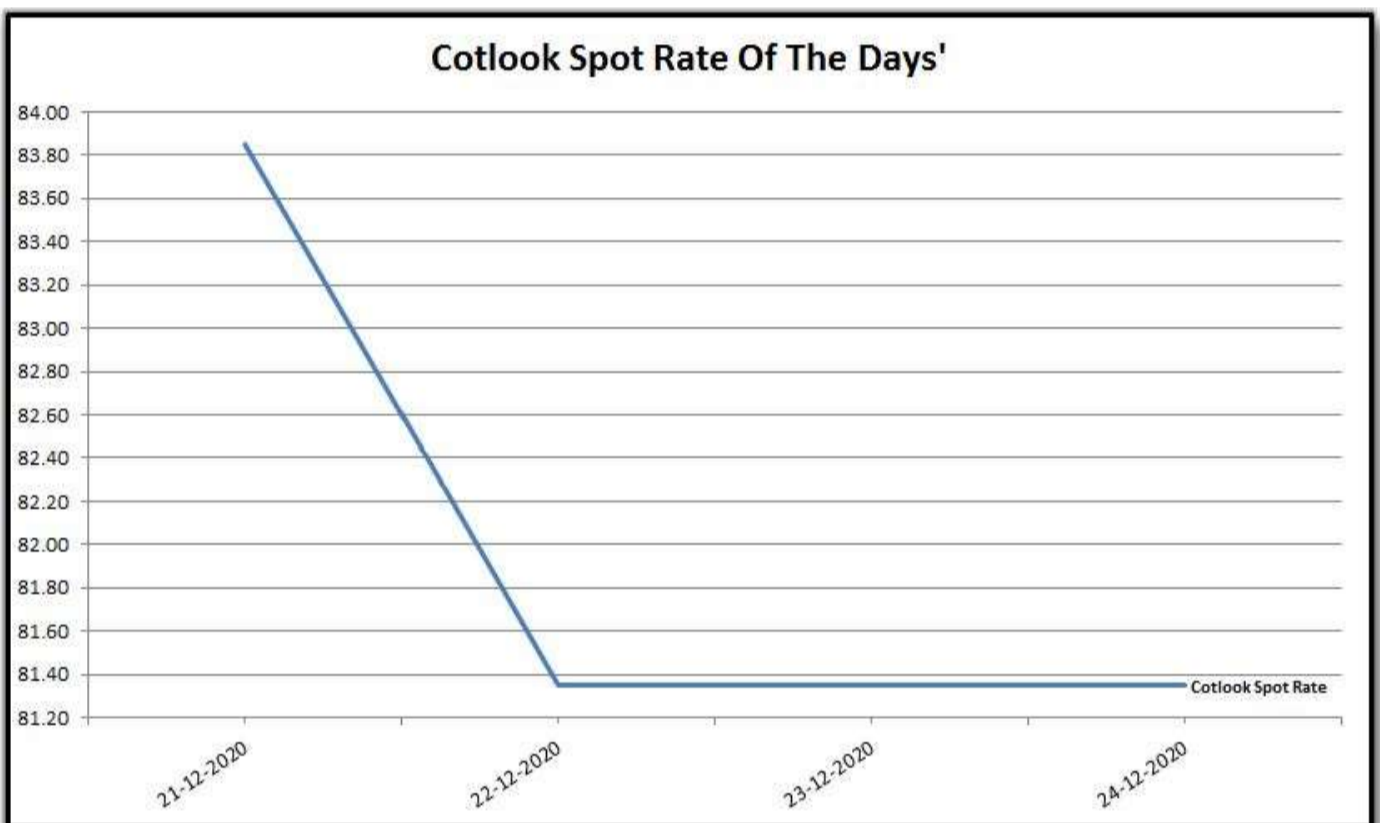




GUJCOT TRADE ASSOCIATION

WEEKLY REPORT 26-Dec-2020

Foreign Indices			
Date	Cotlook	ICE	
	Spot Rate	Mar-21	May-21
21-12-2020	83.85	74.76	75.48
22-12-2020	81.35	74.82	75.43
23-12-2020	81.35	76.14	76.74
24-12-2020	81.35	76.20	76.86

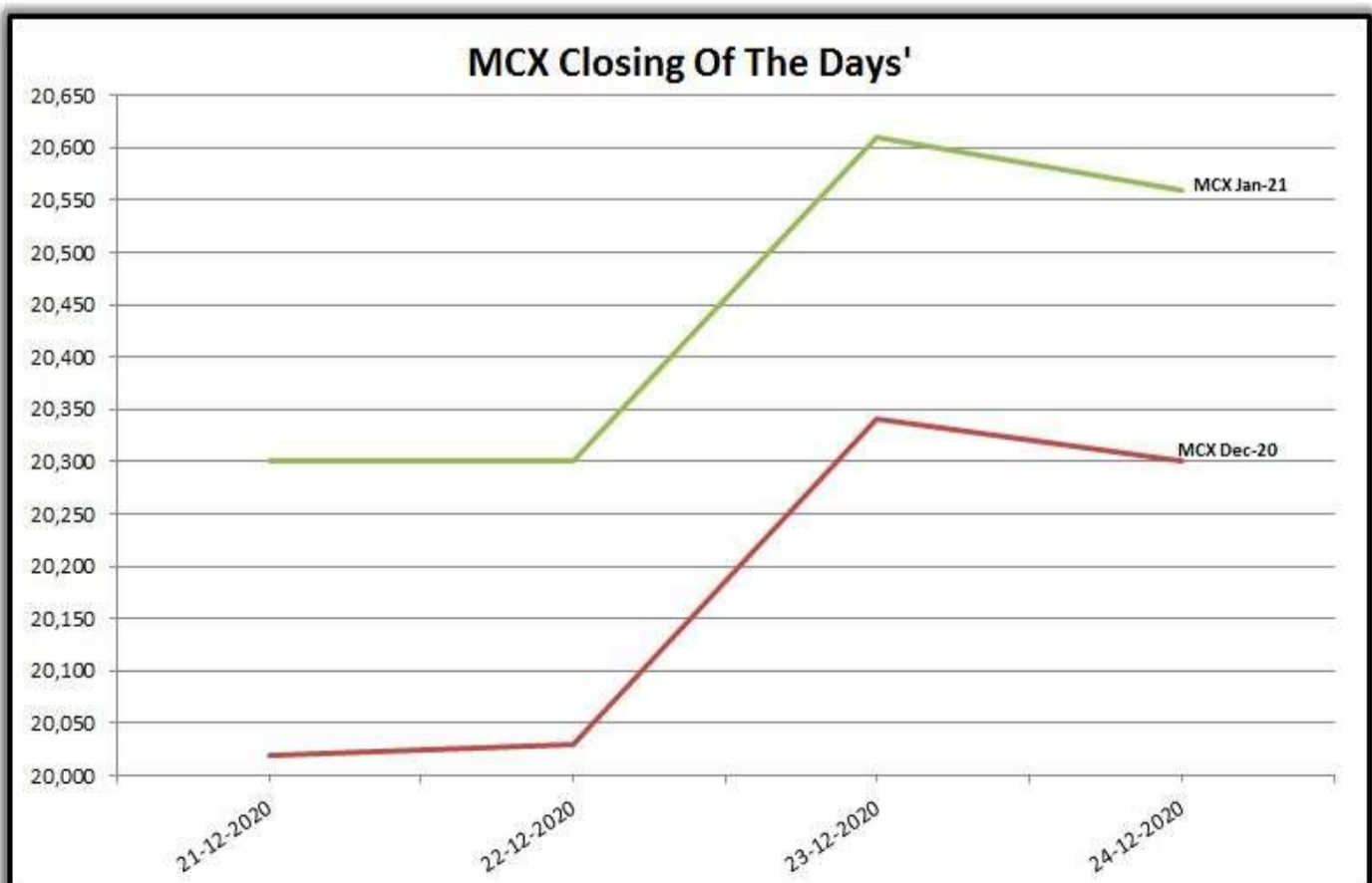
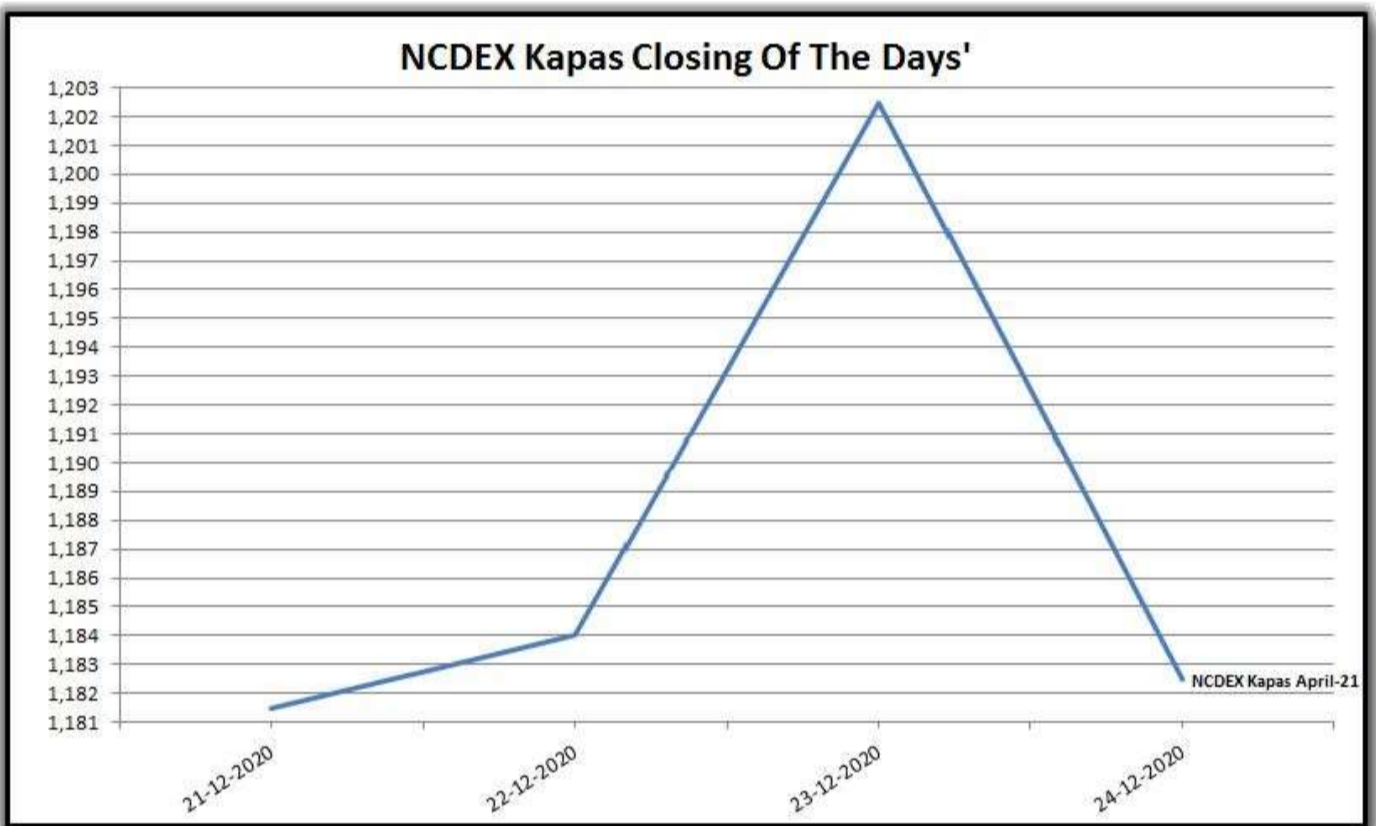




GUJCOT TRADE ASSOCIATION

WEEKLY REPORT 26-Dec-2020

Indian Indices			
Date	NCDEX Kapas	MCX	
	30-Apr-2021	Dec-20	Jan-21
21-12-2020	1,181.50	20,020	20,300
22-12-2020	1,184.00	20,030	20,300
23-12-2020	1,202.50	20,340	20,610
24-12-2020	1,182.50	20,300	20,560



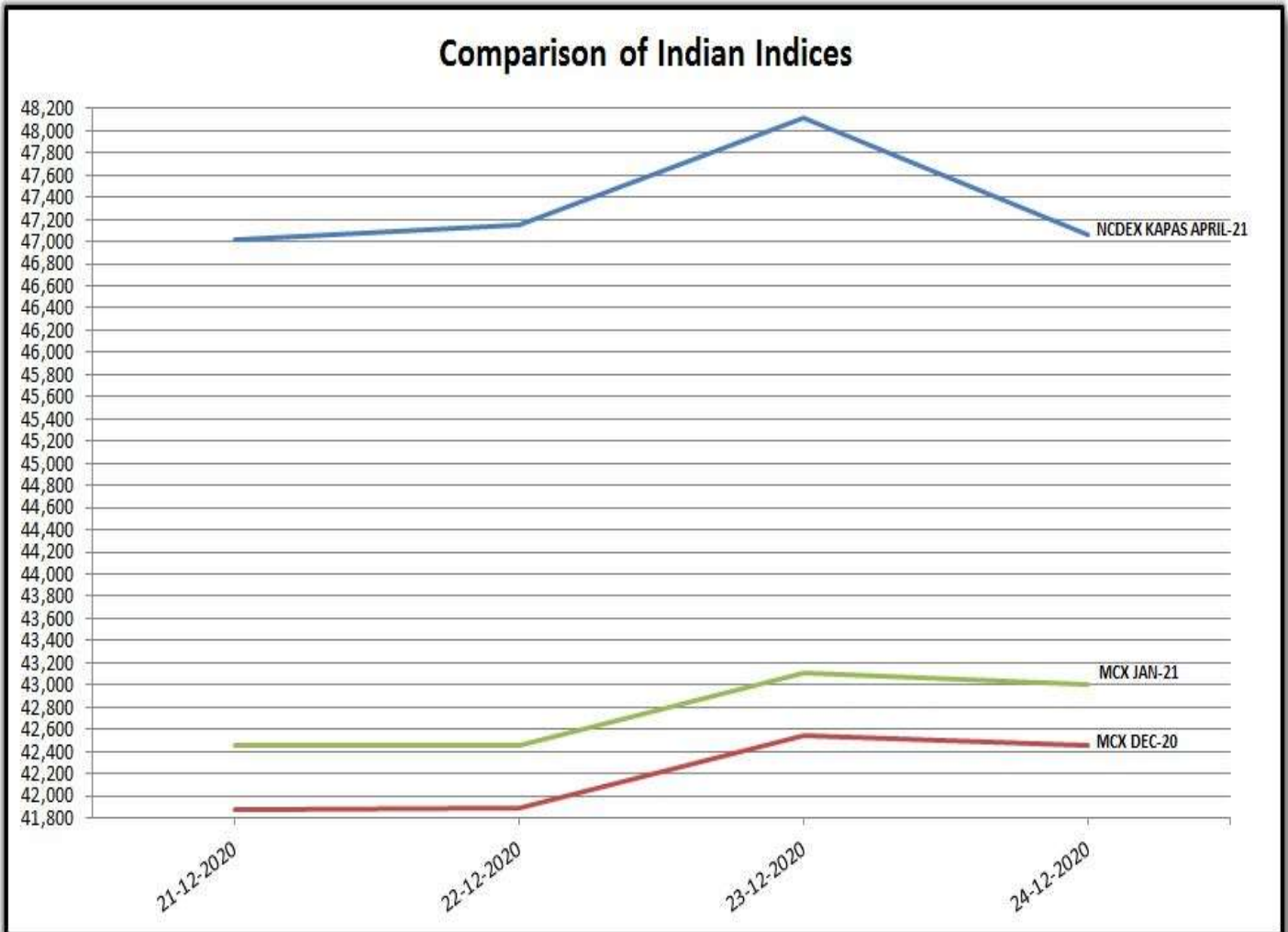


GUJCOT TRADE ASSOCIATION

WEEKLY REPORT 26-Dec-2020

Indian Indices in Candy Rate			
Date	NCDEX Kapas	MCX	
	April	Dec-20	Jan-21
21-12-2020	47,012	41,876	42,462
22-12-2020	47,143	41,897	42,462
23-12-2020	48,111	42,545	43,110
24-12-2020	47,065	42,462	43,005

Remark :- For NCDEX Kapas we have taken seed rate 500/20 Kg to convert in Candy.

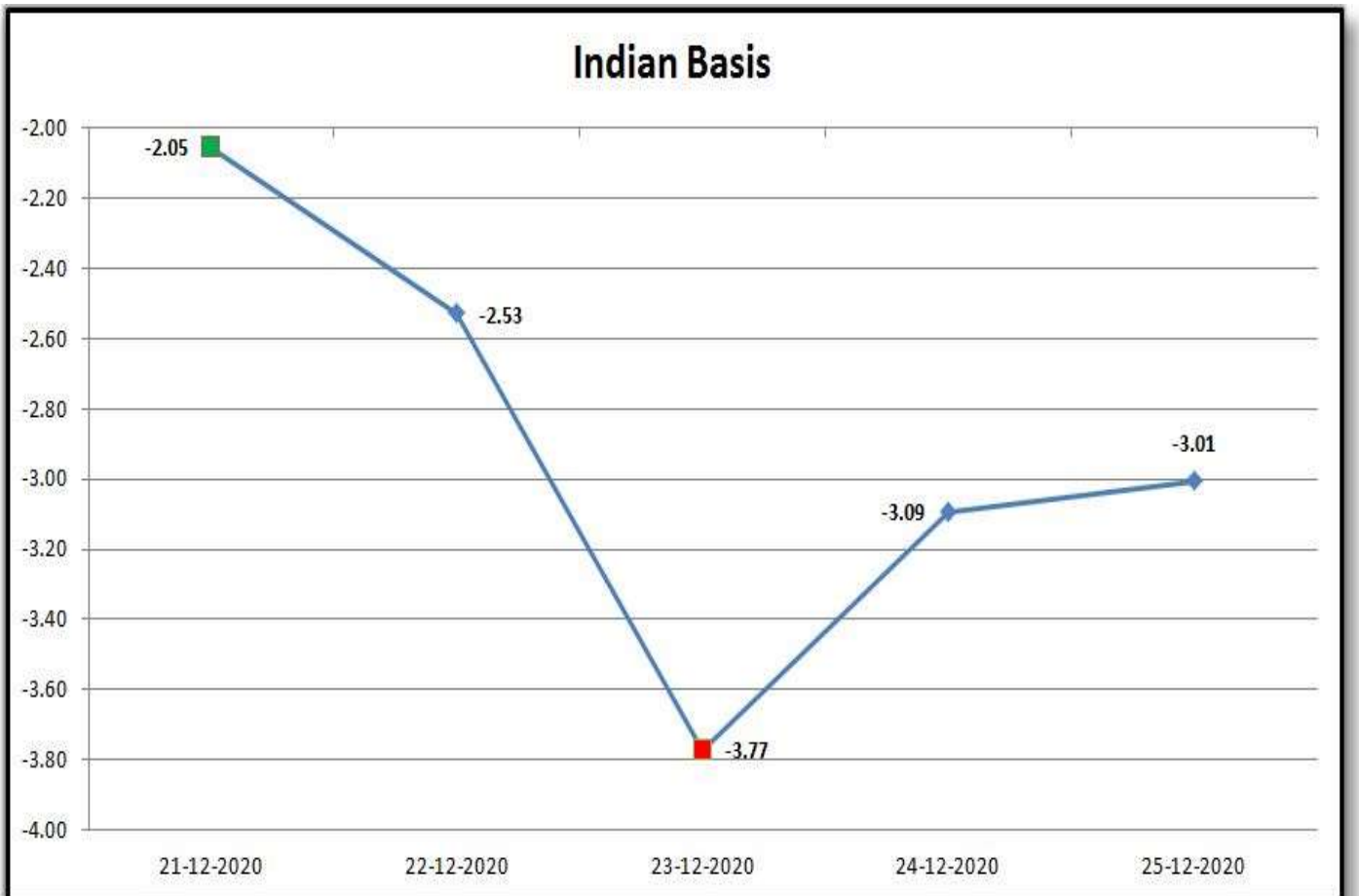




GUJCOT TRADE ASSOCIATION

WEEKLY REPORT 26-Dec-2020

Indian Basis					
DATE	29 MM	USD-INR	CENTS/LB	ICE MAR	BASIS
21-12-2020	42,050	73.77	72.71	74.76	-2.05
22-12-2020	41,850	73.84	72.29	74.82	-2.53
23-12-2020	41,850	73.76	72.37	76.14	-3.77
24-12-2020	42,150	73.54	73.11	76.20	-3.09
25-12-2020	42,200	73.54	73.19	76.20	-3.01





GUJCOT TRADE ASSOCIATION

WEEKLY REPORT

26-Dec-2020

IN THE WEEK AHEAD

- Friday at 2:30 p.m. Central – Commitments of Traders
- Thursday at 7:30 a.m. Central – Export Sales Report
- Thursday at 2:30 p.m. Central – Cotton-On-Call

One stop solution for all cotton related reports and information.

Visit <https://www.gujcot.com>. It's updated every day in real time.

You can view

- Gujarat Daily Spot Rate at 5:30 pm and Historical Data
- Gujarat Latest Pressing Report and Historical Data
- Daily Weather Report
- Cotton Advisory Board Balance sheet and Area, Production, Yield reports from cotton season 1991-1992 to 2017-2018 estimate available from Menu->Reports
- All Historical Gujcot Weekly Reports Menu->Reports
- All India Cotton Sowing data
- Gujarat Cotton Sowing District wise Report
- US Export Sales Report
- US Crop Progress Report
- China Cotton Auction Update
- International Cotton Indices and Spot Rates.
- USDA WASDE Report
- ICE Cotton On Call Report
- And All other National & International reports and upcoming events

Report Sponsors:

Click on Sponsor's Logo to visit Sponsor's Website



Report prepared by

Kalpesh Patel

Manager

Gujcot Trade Association