



# Gujcot Trade Association

## Weekly Report

### Market Movement from 30<sup>TH</sup> April 2018 to 05<sup>TH</sup> May2018

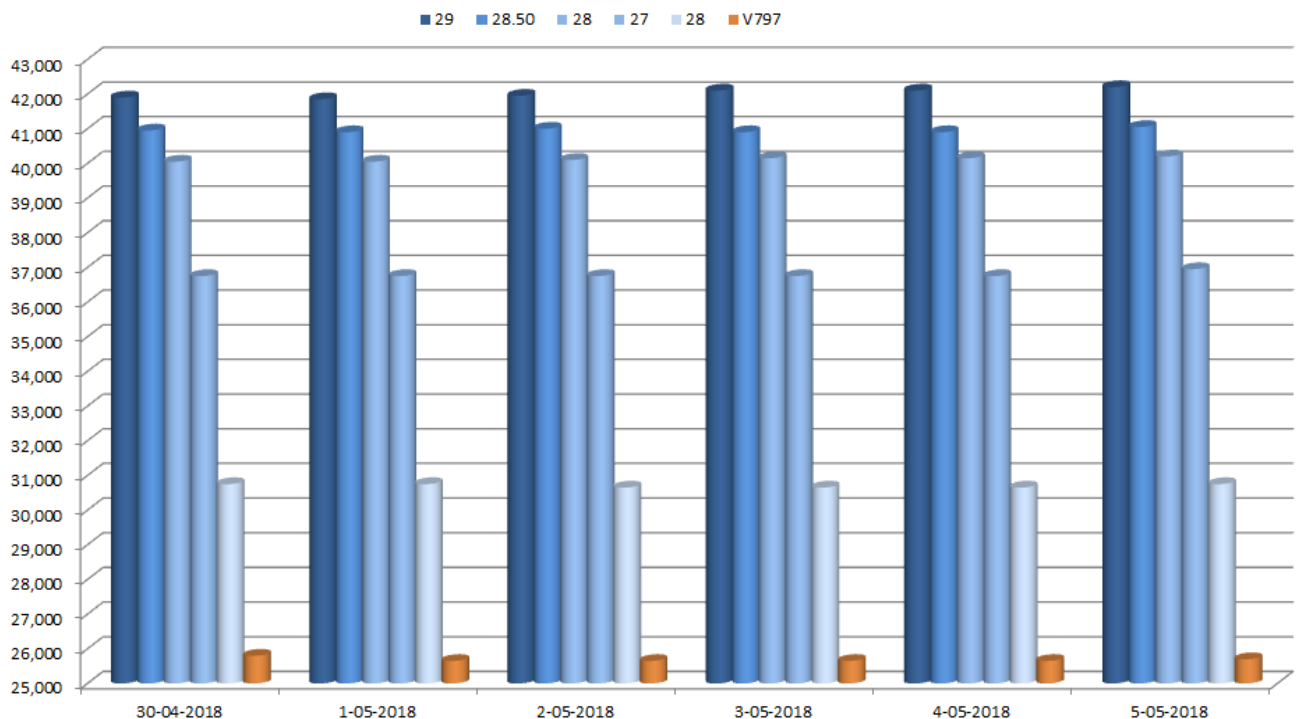
- Gujarat cotton prices of 29 mm remained between 41,850 to 42,200 Rs./Candy.
- During this week market remain range bound in small range.
- out state arrival was low and local arrival also decline.
- Cottonseed rate corrected to give some parity to ginners.
- All india arrivals remain daily 70,000 to 75,000 bales.With limited arrivals ginners are willing to close factory.
- At global US Weekly export Sales continued at fast pace. Upland 1,89,800 and of Pima 11,000 for current year and 2,99,100 Upland for next year.
- NY future gain on w/w 239 cent in July.
- Export demand is good.

Average Rate Of This week					
Variety	Staple Length	Mic.	Price Range		Average Of 6 Days
			Low	High	
Shankar 6	29	3.8	41,850	42,200	42,017
Shankar 6	28.5	3.7	40,900	41,050	40,950
Shankar 6	28	3.6	40,050	40,200	40,117
Shankar 6	27	3.2	36,750	36,950	36,783
Shankar 6	26	3	30,650	30,750	30,700
V-797	13% Trash		25,650	25,700	25,683
MCX Spot Rate			20,100	20,300	20,143
USD Exchange Rate			66.64	66.86	66.72

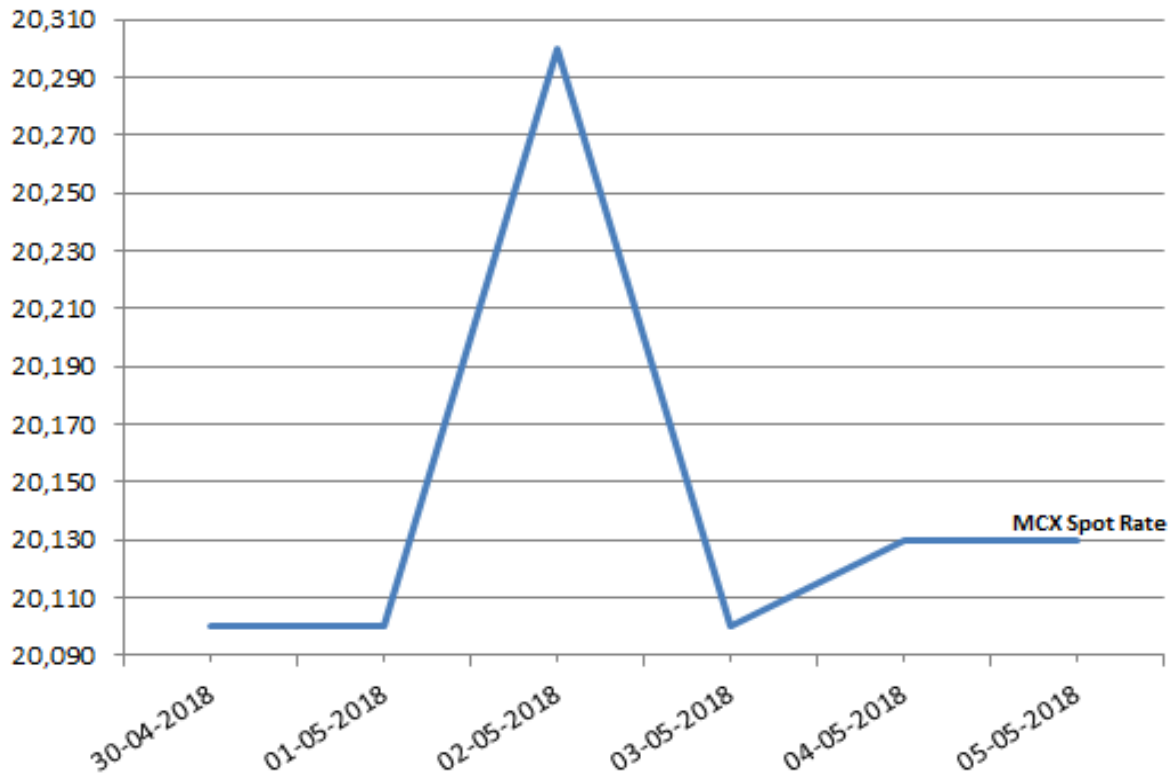
### Rate Of Last Week

Date	29 3.8	28.5 3.7	28 3.6	27 3.2	26 3.0	V-797	MCX Spot Rate	US Exchange
30-04-2018	41,900	40,950	40,050	36,750	30,750	25,800	20,100	66.64
01-05-2018	41,850	40,900	40,050	36,750	30,750	25,650	20,100	66.64
02-05-2018	41,950	41,000	40,100	36,750	30,650	25,650	20,300	66.65
03-05-2018	42,100	40,900	40,150	36,750	30,650	25,650	20,100	66.64
04-05-2018	42,100	40,900	40,150	36,750	30,650	25,650	20,130	66.86
05-05-2018	42,200	41,050	40,200	36,950	30,750	25,700	20,130	66.86

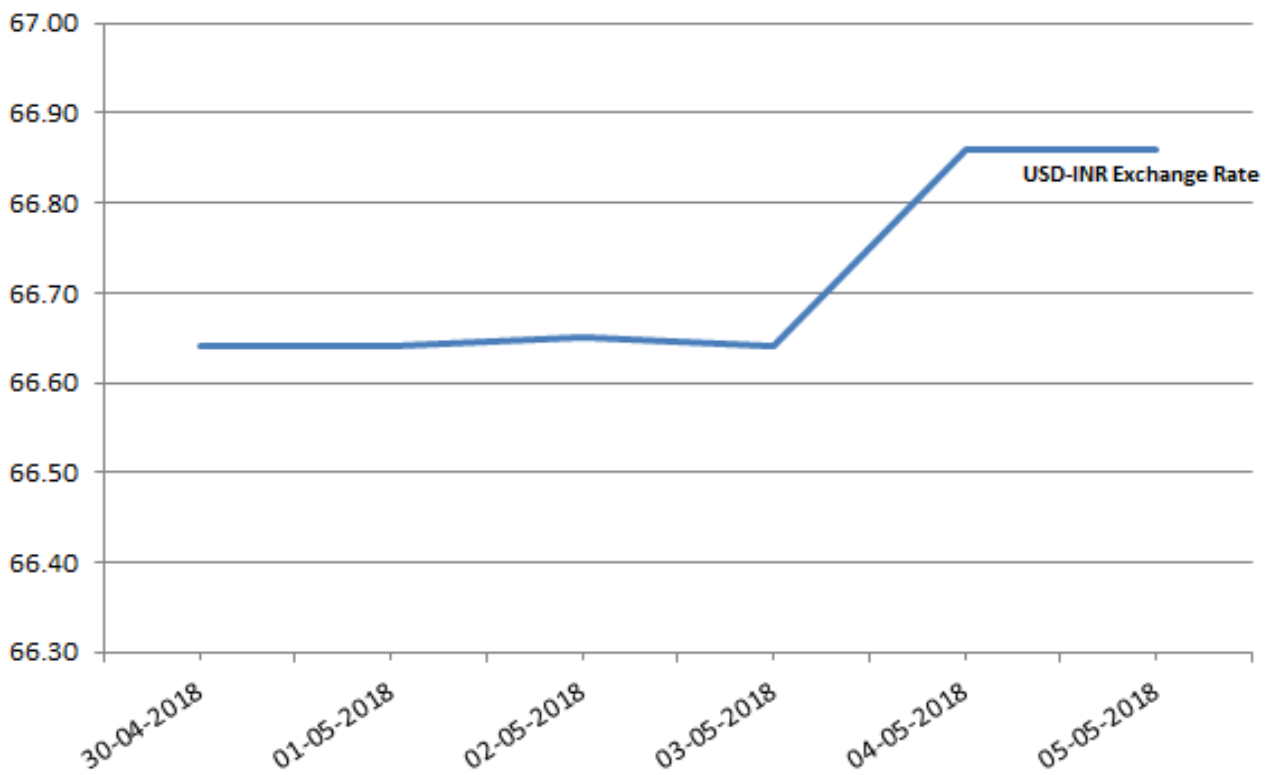
### Gujcot Average Spot Rates



### MCX Spot Rate Closing Of The Days'



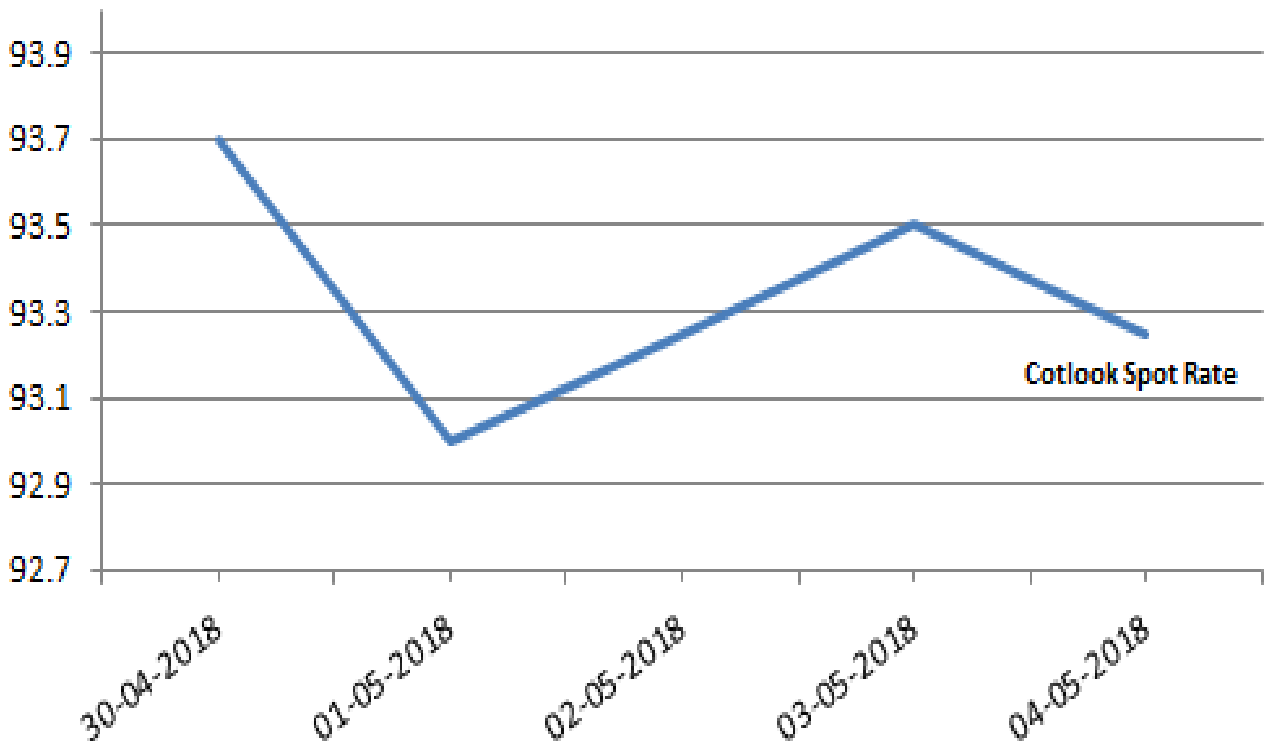
### USD-INR Exchange Rate Closing Of The Days'



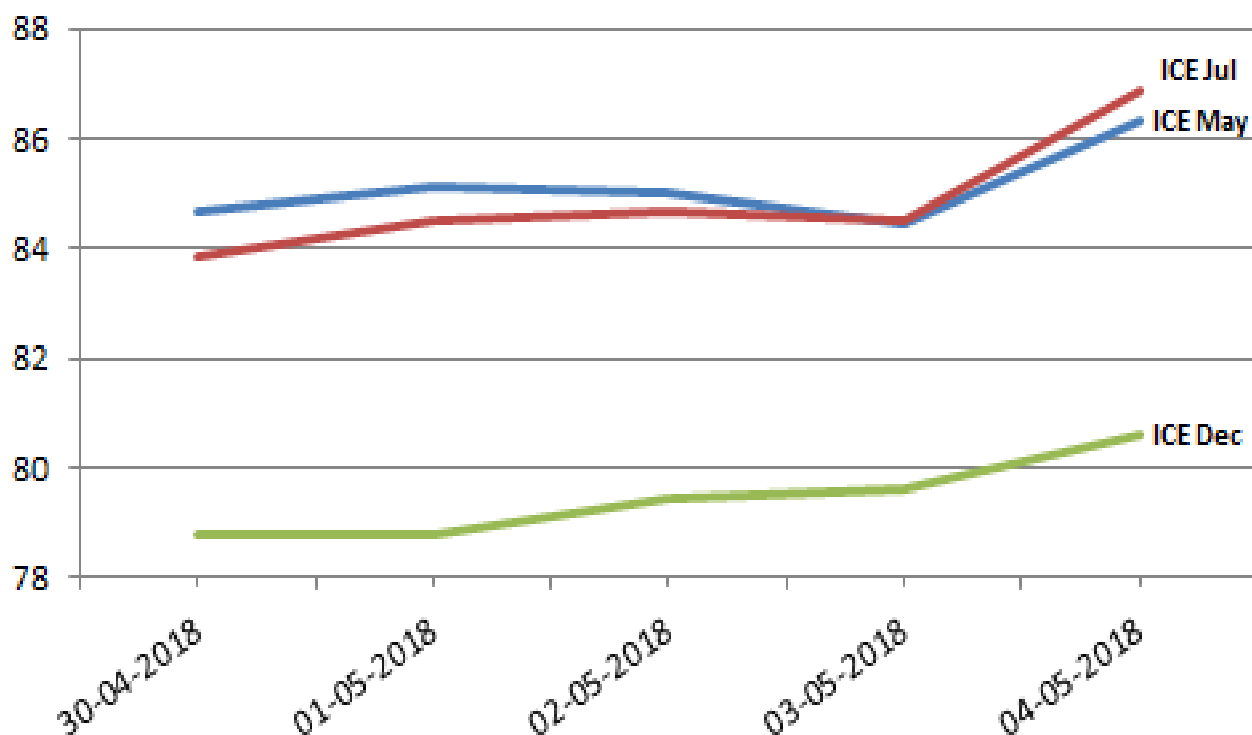
## Foreign Indices

	Cotlook	ICE		
Date	Spot Rate	May	Jul	Dec
30-04-2018	93.7	84.68	83.84	78.78
01-05-2018	93	85.12	84.48	78.8
02-05-2018	93.25	85.01	84.68	79.43
03-05-2018	93.5	84.45	84.5	79.59
04-05-2018	93.25	86.35	86.9	80.57

### Cotlook Spot Rate Of The Days'



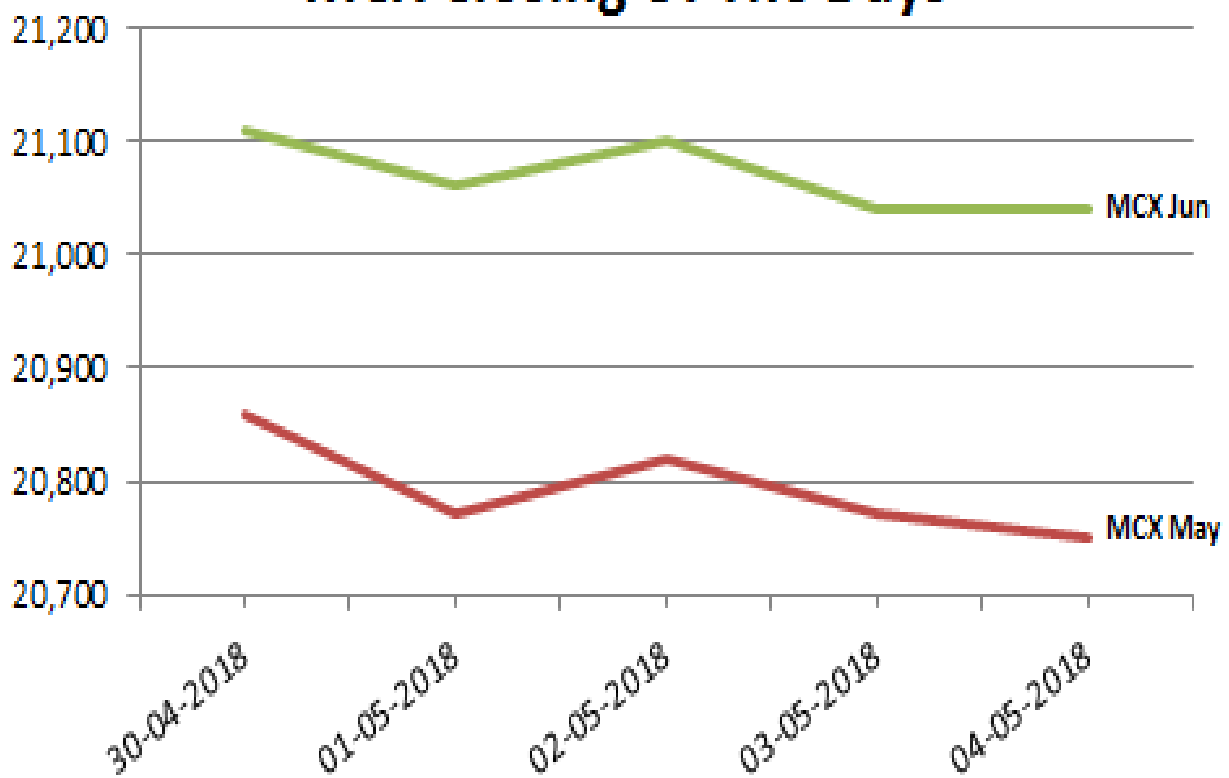
## ICE Closing Of The Days'



### Indian Indices

Date	MCX	
	May	Jun
30-04-2018	20,860	21,110
01-05-2018	20,770	21,060
02-05-2018	20,820	21,100
03-05-2018	20,770	21,040
04-05-2018	20,750	21,040

## MCX Closing Of The Days'



**Report prepared by**

Kalpesh Patel

Manager

**Gujcot Trade Association**